



# RECORD *Books*

Individual Records.....	140
Game Leaders.....	142
Top Scorers.....	144
Class Rankings.....	145
Season Leaders.....	146
Career Leaders.....	148
Team Records.....	150
Opponent Records.....	151
Team Game Highs.....	152
Team Season Highs.....	154
Site Records.....	155
Coliseum Records.....	156
Year-by-Year Records.....	157
All-Time Scores.....	159
Series Records.....	181
Overtime Games.....	182
Day-by-Day Record.....	183
Tournament Records.....	184
100-Point Games.....	184
Conference Records.....	185
Postseason Appearances.....	186
Players in the Pros.....	187
AP Rankings.....	188
Versus AP-Ranked Teams.....	189
Lettermen.....	190
Jersey Numbers.....	192
Honors.....	194
All-Americans.....	196
Coaching Records.....	200

# INDIVIDUAL *Records*

## Scoring

- Game: 54 by Rod Hundley vs. Furman, 1-5-57
- Half: 37 by Mark Workman vs. Virginia Military, 2-1-52
- Season: 908 by Jerry West, 1960
- Season Average: 29.4 by Wil Robinson, 1972
- Career: 2,309 by Jerry West, 1958-60
- Career Average: 24.8 by Jerry West, 1958-60
- Freshman Season: 415 by Warren Baker, 1974
- Sophomore Season: 711 by Rod Hundley, 1955
- Junior Season: 903 by Jerry West, 1959
- Senior Season: 908 by Jerry West, 1960

## Field Goals Made

- Game: 22 by Mark Workman vs. Salem, 1-27-51; by Rod Hundley vs. Furman, 1-5-57
- Season: 340 by Jerry West, 1959
- Career: 843 by Jerry West, 1958-60

## Field Goals Attempted

- Game: 48 by Rod Hundley vs. Furman, 1-5-57
- Season: 814 by Rod Hundley, 1956
- Career: 2,218 by Rod Hundley, 1955-57

## Field Goal Percentage

- Game (min. 10 att.): 92.3% (12-13) by Chris Brooks vs. Marshall, 12-4-90
- Season: 66.3% (222-335) by Chris Brooks, 1991
- Career: 60.2% (690-1,147) by Chris Brooks, 1988-91

## 3-Point Field Goals Made

- Game: 9 by Alex Ruoff vs. Radford, 12-23-2008
- Season: 117 by Frank Young, 2007
- Career: 261 by Alex Ruoff, 2006-09

## 3-Point Field Goals Attempted

- Game: 15 by Jonathan Hargett vs. James Madison, 12-5-2001
- Season: 270 by Frank Young, 2007
- Career: 695 by Alex Ruoff, 2006-09

## 3-Point Field Goal Percentage

- Game (min. 5 att.): 100% (7/7) by Lionel Armstead vs. Arkansas-Monticello, 12-1-2001; (7/7) by Da'Sean Butler vs. St. John's, 2-6-2010
- Season (min. 30 att.): 56.3% (18/32) by Vernon Odom, 1985
- Career (min. 150 att.): 41.7% (200/480) by Chris Leonard, 1989-92

## Free Throws Made

- Game: 18 by Rod Thorn vs. George Washington, 1-12-63
- Consecutive: 37 by Eron Harris, 2013-14
- Season: 258 by Jerry West, 1960
- Career: 623 by Jerry West, 1958-60

## Free Throws Attempted

- Game: 28 by Bill Morrison, vs. Pitt, 1-15-20
- Season: 337 by Jerry West, 1960
- Career: 851 by Jerry West, 1958-60

## Free Throw Percentage

- Game: 100% (14-14) by Skip Kintz vs. Davidson, 2-4-69; (14-14) by Pervires Greene vs. Ohio State, 12-30-93
- Season: 88.1% (89-101) by Jonathan Hargett, 2002
- Career: 88.1% (89-101) by Jonathan Hargett, 2002

## Rebounds

- Game: 31 by Mack Isner vs. Virginia Tech, 2-14-52; by Jerry West vs. George Washington, 2-6-60
- Season: 510 by Jerry West, 1960
- Season Average: 17.5 by Mark Workman, 1952
- Career: 1,240 by Jerry West, 1958-60
- Career Average: 13.4 by Lloyd Sharrar, 1956-58
- Freshman Season: 279 by Warren Baker, 1974
- Sophomore Season: 349 by Lloyd Sharrar, 1956
- Junior Season: 443 by Lloyd Sharrar, 1957
- Senior Season: 510 by Jerry West, 1960

## Offensive Rebounds

- Game: 15 by Mark Workman vs. Richmond, 2-11-52 and vs. VMI, 2-1-52
- Season: 141 by Kevin Jones, 2012
- Career: 450 by Kevin Jones, 2009-12

## Assists

- Game: 16 by Steve Berger vs. Pitt, 12-9-89
- Season: 197 by Ron Williams, 1967
- Season Average: 7.04 by Ron Williams, 1967
- Career: 574 by Steve Berger, 1987-90
- Career Average: 6.00 by Ron Williams, 1966-68
- Freshman Season: 175 by Mike Boyd, 1991
- Sophomore Season: 191 by Alex Ruoff, 2007
- Junior Season: 197 by Ron Williams, 1967
- Senior Season: 183 by Steve Berger, 1990

## Steals

- Game: 11 by Drew Schifino vs. Arkansas-Monticello, 12-1-01
- Season: 97 by Damian Owens, 1998
- Season Average: 3.03 by Damian Owens, 1998
- Career: 251 by Greg Jones, 1980-83
- Career Average: 2.10 by Damian Owens, 1995-98
- Freshman Season: 67 by Jevon Carter, 2015
- Sophomore Season: 72 by Greg Jones, 1981; by Alex Ruoff, 2007
- Junior Season: 68 by Steve Berger, 1989
- Senior Season: 97 by Damian Owens, 1998



Rod HUNDLEY

# CAREER 20-POINT *Games*

64	Jerry West
62	Rod Hundley
51	Wil Robinson
48	Rod Thorn
46	Ron Williams
37	Lowes Moore
37	Mark Workman
33	Greg Jones
28	Kevin Pittsnogle
28	Tony Robertson
26	Warren Baker
26	Da'Sean Butler
26	Pervires Greene
23	Carl Head
23	Kevin Jones
23	Fred Schaus
22	Damian Owens
20	Stan Boskovich
20	Chris Leonard
20	Lester Rowe
19	Seldon Jefferson
19	Drew Schifino
19	Maurice Robinson
18	Juwan Staten
18	Eddie Becker
17	Chris Brooks

17	Darryl Bryant
17	Dave Reaser
17	Tracy Shelton
17	Lloyd Sharrar
16	Dale Blaney
16	Chris Moss
16	Lee Patrone
15	Alex Ruoff
15	Calvin Bowman
15	Ricky Robinson
14	Joe Alexander
14	Mike Gansey
14	Marsalis Basey
14	Jim McCormick
14	Bob Hammell
13	Marcus Goree
13	James Sottile
12	Eron Harris
12	Darryl Prue
11	Cyrus Jones
10	Lionel Armstead, Leland Byrd, Mike Heitz, Tom Lowry, Levi Phillips, Buddy Quertinmont, Bob Smith, Joe Walthall, Jerome Anderson, Pete White
9	Eartha Faust, Homer Martin, Elton Scott, Bob Camp

8	Devin Williams, Mack Isner, Paul Witting, Steve Berger, Clayce Kishbaugh, Larry Woods, Mike Boyd, Herbie Brooks, Bill Maphis, Gordon Malone, Tyrone Sally, Russel Todd, Frank Young
7	Casey Mitchell, Eddie Beach, Russell Chapman, Ralph Holmes, Skip Kintz, John Leshner
6	Jaysean Paige, Charles Becton, Holman Harley, Greg Nance, Sam Oglesby
5	Jevon Carter, Terry Henderson, John Gocke, Larry Harris, Bob Huggins, Dick Kesling, Tim Lyles, Dana Perno, Adrian Pledger, Zain Shaw, Harry Moore, Wayne Yearwood
4	Deniz Kilicli, Rudy Baric, Bob Carroll, Devin Ebanks, Paul Miller, Jonathan Hargett, Bill Ryczaj, Tyrone Shaw, Joedy Gardner, Edward Sterling
3	Darris Nichols, Carey Bailey, Bucky Bolyard, Renardo Brown, Marshall Glenn, Scotty Hamilton, Jarett Kearse, Junius Lewis, Harry Lothes, Greg Ludwig, Greg Jones, Greg Simpson, Shelby Taylor, Truehart Taylor, Dave Werthman
2	Daxter Miles Jr., Tarik Phillip, Johannes Herber, D'or Fischer, Willie Akers, Homer Brooks, Larry Carr, John Cavacini, Albert Colebank, Joe Fryz, Earnest Hall, Joseph Stydahar, Pierre Hill, Mike King, Jack Latterner, Tom Leverte, Scott MacDonald, Vernon Odom, Ricky Ray, Jim Warren, Jarrod West, Mike Wolfe, William Zirkel
1	47 players have one 20-point game

### Blocked Shots

- Game: 9 by D'or Fischer vs. Rhode Island, 3-19-04
- Season: 124 by D'or Fischer, 2004
- Career: 190 by D'or Fischer, 2004-05
- Freshman Season: 39 by Kevin Pittsnogle, 2003
- Sophomore Season: 60 by Wellington Smith, 2008
- Junior Season: 124 by D'or Fischer, 2004
- Senior Season: 74 by John Flowers, 2011

### Turnovers

- Game: 12 by Levi Phillips vs. Villanova, 2-7-74
- Season: 119 by Tim Lyles, 2001; by Greg Jones, 1981
- Career: 348 by Marsalis Basey, 1991-94
- Freshman Season: 110 by Mike Boyd, 1991
- Sophomore Season: 149 by Rod Hundley, 1955
- Junior Season: 116 by Marsalis Basey, 1993
- Senior Season: 106 by Marsalis Basey, 1994

### Personal Fouls

- Season: 121 by Wellington Smith, 2010
- Career: 391 by Darryl Prue, 1986-89

### Disqualifications

- Season: 11 by Mark Workman, 1951
- Career: 24 by Tom Lowry, 1962-64

### Minutes Played

- Game: 55 by Mark Catlett, Curtis Price and Wil Robinson vs. Virginia Tech, 1-26-72
- Season: 1,360 by Da'Sean Butler, 2010
- Season Minutes Average: 39.6 by Warren Baker, 1974
- Career: 4,491 by Da'Sean Butler, 2007-10
- Career Minutes Average: 36.9 by Ron Williams, 1966-68
- Freshman Season: 1,056 by Devin Ebanks, 2009
- Sophomore Season: 1,254 by Kevin Jones, 2010
- Junior Season: 1,251 by Darris Nichols, 2007
- Senior Season: 1,360 by Da'Sean Butler, 2010

### Games Played

- Season: 38 by Da'Sean Butler, Kevin Jones, Wellington Smith, John Flowers, 2010
- Career: 146 by Da'Sean Butler, 2007-10

### Games Started

- Season: 38 by Da'Sean Butler, Kevin Jones, Wellington Smith, 2010
- Career: 128 by Johannes Herber, 2003-06

### Triple Doubles

- Game: 28 points, 13 rebounds, 11 assists by Rod Thorn vs. St. Bonaventure, 12-28-62; 21 points, 10 rebounds, 13 assists by Levi Phillips vs. Virginia Tech, 2-16-74; 19 points, 10 rebounds, 10 assists by Jim Sottile vs. New York University, 1-3-52; 18 points, 10 rebounds, 10 assists by Jerome Anderson vs. Boston University, 1-4-75

### Double Doubles

- Season: 30 by Jerry West, 1960
- Career: 70 by Jerry West, 1958-60

### 10 Point Games

- Season: 34 by Jerry West, 1959
- Career: 108 by Da'Sean Butler, 2007-10

### 20 Point Games

- Season: 27 by Jerry West, 1959, 1960
- Career: 64 by Jerry West, 1958-60

### 30 Point Games

- Season: 15 by Jerry West, 1960
- Career: 29 by Jerry West, 1958-60



# GAME Leaders

## Single Game Scoring

Player	Points	Opponent	Date
Rod Hundley	54	Furman	1-5-57
Mark Workman	50	Salem	1-27-51
Mark Workman	48	Washington & Jefferson	2-21-51
Rod Hundley	47	Wake Forest	12-28-54
Mark Workman	46	VMI	2-1-52
Wil Robinson	45	Furman	2-21-72
Wil Robinson	45	Penn State	2-24-71
Rod Thorn	44	St. Joseph's	3-15-63
Jerry West	44	Tennessee	12-29-58
Mark Workman	44	George Washington	12-20-50

## Single Game Field Goals Made

Player	FGM	Opponent	Date
Rod Hundley	22	Furman	1-5-57
Mark Workman	22	Salem	1-27-51
Mark Workman	20	Washington & Jefferson	2-21-51
Wil Robinson	18	Furman	2-21-72
Rod Hundley	18	George Washington	12-13-55
Wil Robinson	17	Virginia Tech	1-26-72
Wil Robinson	17	Penn State	2-24-71
David Reaser	17	Richmond	2-17-67
David Reaser	17	Minnesota	12-29-66
Rod Thorn	17	Furman	2-24-62
Jerry West	17	Tennessee	12-29-58
Rod Hundley	17	Furman	3-2-56
Rod Hundley	17	Wake Forest	12-28-54
Mark Workman	17	Niagara	1-5-52
Mark Workman	17	West Virginia Wesleyan	12-2-50

## Single Game Field Goals Attempted

Player	FGM	Opponent	Date
Rod Hundley	48	Furman	1-5-57
Rod Hundley	42	George Washington	2-19-55
Mark Workman	40	Washington & Jefferson	2-21-51
Wil Robinson	37	Furman	2-21-72
Rod Hundley	37	Richmond	2-4-56
Rod Hundley	37	Pitt	1-29-55
Wil Robinson	36	Colgate	12-1-70
Rod Hundley	35	Washington & Lee	12-8-56
Rod Hundley	35	Pitt	2-25-56
Wil Robinson	34	Manhattan	2-26-72
Wil Robinson	34	Lafayette	1-18-72
Wil Robinson	34	Penn State	2-24-71
Rod Hundley	34	Furman	3-2-56
Eddie Becker	34	Maryland	12-14-53
Mark Workman	34	VMI	2-1-52

## Single Game Field Goal Percentage (minimum 10 att.)

Player	FGM/FGA	Pct.	Opponent	Date
Chris Brooks	12/13	.923	Marshall	12-4-90
Michael King	11/12	.917	St. Bonaventure	2-16-84
Mike Heitz	11/12	.917	William & Mary	2-16-72
Gordon Malone	10/11	.909	Bowling Green	3-12-97
Chris Brooks	10/11	.909	Massachusetts	2-6-91
Russel Todd	10/11	.909	Marshall	12-4-82
Carl Head	10/11	.909	Pitt	2-6-67
Kevin Jones	9/10	.900	Cleveland State	12-19-2009
Chris Moss	9/10	.900	UNC Asheville	11-16-2001
Calvin Bowman	9/10	.900	Morris Brown	11-18-2000



AlexRUOFF

Marsalis Basey	9/10	.900	Mount St. Mary's	12-28-93
Tyrone Shaw	9/10	.900	Duquesne	1-9-88
Darryl Prue	9/10	.900	St. Bonaventure	2-5-87
Wayne Yearwood	9/10	.900	Rhode Island	2-22-86
Jerry West	9/10	.900	Davidson	2-26-59

## Single Game 3-Point Field Goals Made

Player	FGM	Opponent	Date
Alex Ruoff	9	Radford	12-23-2008
Frank Young	8	Villanova	1-3-2007
Mike Gansey	8	Marquette	1-14-2006
Chris Leonard	8	Marshall	1-22-92
Jevon Carter	7	Baylor	2-28-2015
Eron Harris	7	Wisconsin	11-27-2013
Casey Mitchell	7	Syracuse	2-14-2011
Da'Sean Butler	7	St. John's	2-6-2010
Alex Ruoff	7	Delaware State	11-25-2008
Alex Ruoff	7	Syracuse	1-13-2008
Darris Nichols	7	Radford	12-19-2007
Mike Gansey	7	LSU	11-26-2005
Lionel Armstead	7	Arkansas -Monticello	12-1-2001
Jonathan Hargett	7	New Mexico	11-24-2001
Chris Leonard	7	St. Joseph's	2-29-92

## Single Game 3-Point Field Goals Attempted

Player	3-FGA	Opponent	Date
Jonathan Hargett	15	James Madison	12-5-2001
Alex Ruoff	14	Radford	12-23-2008
Lionel Armstead	14	Notre Dame	2-2-2000
Marsalis Basey	14	Rutgers	2-12-94
Jevon Carter	13	Baylor	2-28-2015
Eron Harris	13	Oklahoma	2-5-2014
Da'Sean Butler	13	Villanova	2-13-2009
Frank Young	13	Villanova	1-3-2007
Jonathan Hargett	13	Syracuse	1-12-2002
Jonathan Hargett	13	New Mexico	11-24-2001
Jonathan Hargett	13	UNC Asheville	11-16-2001
Seldon Jefferson	13	Syracuse	2-15-97
Cyrus Jones	13	Temple	3-5-95

## Single Game 3-Point Field Goal Percentage (minimum 6 att.)

Player	FGM/FGA	Pct.	Opponent	Date
Da'Sean Butler	7/7	100.0	St. John's	2-6-2010
Lionel Armstead	7/7	100.0	Arkansas -Monticello	12-1-2001
Eron Harris	6/7	.857	Oklahoma State	1-25-2014
Alex Ruoff	6/7	.857	Providence	2-7-2009
Frank Young	6/7	.857	Clemson	3-29-2007
Lionel Armstead	6/7	.857	Marshall	1-27-99
Terry Henderson	5/6	.833	Texas Tech	1-22-2014
Wellington Smith	5/6	.833	Mississippi	12-29-2009
Frank Young	5/6	.833	Providence	3-7-2007
Alex Ruoff	5/6	.833	NC State	12-6-2006
Mike Gansey	5/6	.833	Cincinnati	3-4-2006
Mike Gansey	5/6	.833	Connecticut	2-18-2006
Kevin Pittsnogle	5/6	.833	Miami	3-2-2004
Patrick Beilein	5/6	.833	Virginia Tech	1-14-2004
Lionel Armstead	5/6	.833	Villanova	2-15-2000
Cyrus Jones	5/6	.833	Rutgers	1-21-95
Chris Leonard	5/6	.833	Rutgers	2-12-92

## Single Game Free Throws Made

Player	FTM	Opponent	Date
Juwan Staten	18	Kansas State	2-1-2014
Rod Thorn	18	George Washington	1-12-63
Tyrone Shaw	17	UAB	2-3-87
Mark Workman	17	Bethany	1-26-52
Lowes Moore	16	Notre Dame	1-25-78
Stan Boskovich	16	Davidson	2-1-75
Wil Robinson	16	Virginia	2-9-72
Jerry West	16	George Washington	1-26-59
Pierre Hill	16	Washington & Jefferson	3-4-22
Pierre Hill	16	Grove City	1-14-22

### Single Game Free Throws Attempted

Player	FTA	Opponent	Date
Bill Morrison	28	Pitt	1-15-20
Pierre Hill	27	Carnegie Tech	2-22-22
Pierre Hill	25	Washington & Jefferson	3-4-22
Pierre Hill	25	Grove City	2-25-22
Pierre Hill	25	Pitt	1-20-22
Pierre Hill	25	Grove City	1-14-22
Rod Thorn	23	George Washington	1-12-63
Pierre Hill	22	Washington & Jefferson	3-10-23
Pierre Hill	22	Allegheny	1-13-23
Homer Martin	22	Pitt	3-1-19

### Single Game Free Throw Percentage (minimum 12 att.)

Player	FTM/FTA	Pct.	Opponent	Date
Pervires Greene	14/14	1.000	Ohio State	12-30-93
Skip Kintz	14/14	1.000	Davidson	2-4-69
Calvin Bowman	13/13	1.000	Connecticut	2-26-2000
Lowes Moore	13/13	1.000	Duquesne	1-18-78
Darryl Bryant	12/12	1.000	USF	3-3-2012
Pervires Greene	12/12	1.000	Maryland	12-7-91
Pervires Greene	12/12	1.000	Rhode Island	1-21-91
Stan Boskovich	12/12	1.000	Duquesne	1-21-75
Lowes Moore	16/17	.941	Notre Dame	1-25-78
Stan Boskovich	16/17	.941	Davidson	2-1-75

### Single Game Rebounds

Player	Rebs	Opponent	Date
Jerry West	31	George Washington	2-6-60
Mack Isner	31	Virginia Tech	2-14-52
Mark Workman	30	Richmond	2-11-52
Pete White	27	Pitt	1-29-55
Mark Workman	27	VMI	2-1-52
Mack Isner	27	Duke	12-22-51
Lloyd Sharrar	26	William & Mary	1-9-56
Rod Hundley	26	VMI	1-9-56
Lloyd Sharrar	26	Furman	1-5-57

### Single Game Offensive Rebounds

Player	Off. Rebounds	Opponent	Date
Mark Workman	15	Richmond	2-11-52
Mark Workman	15	VMI	2-1-52
Paul Witting	14	Richmond	2-17-53
Mack Isner	14	Clemson	2-23-52
Mack Isner	14	Duke	12-22-51
Mack Isner	13	VMI	2-7-53
Devin Williams	12	Monmouth	11-14-2014
Kevin Jones	11	Louisville	3-5-2011
Kevin Jones	10	Alcorn State	3-17-2011
Marcus Goree	10	Pitt	2-3-98
Ricky Robinson	10	UNC Greensboro	1-20-93
Ricky Robinson	10	Duquesne	1-11-92
Darryl Prue	10	George Washington	1-14-87
Willie Bergines	10	Penn State	1-14-53
Mack Isner	10	Washington & Lee	12-6-52
Jim Sottile	10	Washington & Lee	12-6-52
Mark Workman	10	North Carolina	2-6-52

### Single Game Assists

Player	Assists	Opponent	Date
Steve Berger	16	Pitt	12-9-89
Ron Williams	15	Davidson	3-4-67
Levi Phillips	13	Virginia Tech	2-16-74
Ricky Ray	13	Syracuse	2-17-64
Juwan Staten	12	TCU	1-24-2015
Tim Lyles	12	Syracuse	1-13-2001
Bob Hummell	12	Richmond	12-6-69

A WVU player had 11 assists 24 times.

### Single Game Steals

Player	Steals	Opponent	Date
Drew Schifino	11	Arkansas-Monticello	12-1-2001
Mike Boyd	9	UNC Charlotte	12-21-90
Darryl Prue	9	George Mason	11-29-86
Ralph Holmes	9	South Carolina	12-22-52
Elton Scott	8	Villanova	1-23-99
Damian Owens	8	Georgia	12-20-97
Ralph Holmes	8	Maryland	12-13-52
Harry Moore	8	Washington & Lee	2-15-52

### Single Game Blocked Shots

Player	Blocks	Opponent	Date
D'or Fischer	9	Rhode Island	3-19-2004
D'or Fischer	8	Boston College	1-24-2004
D'or Fischer	8	James Madison	11-24-2003
John Flowers	7	Oakland	11-12-2010
Joe Alexander	7	Prairie View A&M	11-18-2007
D'or Fischer	7	St. Bonaventure	12-7-2004
D'or Fischer	7	IUPUI	12-17-2003
Marcus Goree	7	Bowling Green	12-18-99
Marcus Goree	7	Robert Morris	11-27-99

### Single Game Turnovers

Player	Turnovers	Opponent	Date
Levi Phillips	12	Villanova	2-2-74
Bob Hummell	11	New Mexico	12-30-69
Mike Boyd	10	Kentucky	11-20-91
Mike Boyd	10	UNC Charlotte	12-21-90
Bob Huggins	10	Villanova	3-4-77
Levi Phillips	10	Washington	12-27-73
Ron Williams	10	Davidson	3-4-67

### Single Game Minutes Played

Player	Minutes	Opponent	Date
Mark Catlett	55	Virginia Tech	1-26-72
Wii Robinson	55	Virginia Tech	1-26-72
Curtis Price	55	Virginia Tech	1-26-72
Russel Todd	54	Virginia Tech	2-2-83
Greg Jones	54	Virginia Tech	2-2-83
Devin Ebanks	53	Pitt	2-12-2010
Ricky Robinson	53	Rhode Island	2-24-94
Kevin Jones	51	Pitt	2-12-2010
Marsalis Basey	51	Rhode Island	2-24-94
Darryl Bryant	50	Kansas State	12-8-2011
Darris Nichols	50	Louisville	3-8-2007
Pervires Greene	50	Rhode Island	2-24-94
Greg Jones	50	Ohio State	12-30-80
Warren Baker	50	Manhattan	2-27-74
Jerome Anderson	50	Davidson	2-3-73
Warren Baker	50	Davidson	2-3-73
Ron Williams	50	Davidson	1-7-67



Jerry WEST

# TOP *Scorers*



WIL ROBINSON

## Top Single Game Scorers

- 54 by Rod Hundley vs. Furman, 1957
- 50 by Mark Workman vs. Salem, 1951
- 48 by Mark Workman vs. Washington & Jefferson, 1951
- 47 by Rod Hundley vs. Wake Forest, 1955
- 46 by Mark Workman vs. Virginia Military, 1952
- 45 by Wil Robinson vs. Penn State, 1971
- 45 by Wil Robinson vs. Furman, 1972
- 44 by Mark Workman vs. George Washington, 1951
- 44 by Jerry West vs. Tennessee, 1959
- 44 by Rod Thorn vs. St. Joseph's, 1963

## Top Home Scorers

- 54 by Rod Hundley vs. Furman, 1957
- 50 by Mark Workman vs. Salem, 1951
- 48 by Mark Workman vs. Washington & Jefferson, 1951
- 46 by Mark Workman vs. Virginia Military, 1952
- 45 by Wil Robinson vs. Penn State, 1971
- 44 by Mark Workman vs. George Washington, 1951
- 43 by Da'Sean Butler vs. Villanova, 2009
- 42 by Wil Robinson vs. Pitt, 1972
- 41 by Wil Robinson vs. Virginia Tech, 1972
- 41 by Wil Robinson vs. Manhattan, 1972
- 40 by Rod Hundley vs. Pitt, 1956
- 40 by Stan Boskovich vs. Davidson, 1975

## Top Away Scorers

- 47 by Rod Hundley vs. Wake Forest, 1955
- 45 by Wil Robinson vs. Furman, 1972
- 44 by Jerry West vs. Tennessee, 1959
- 44 by Rod Thorn vs. St. Joseph's, 1963
- 42 by Rod Hundley vs. Furman, 1956
- 42 by Jerry West vs. William & Mary, 1960
- 42 by Dave Reaser vs. Richmond, 1967
- 41 by Dave Reaser vs. Minnesota, 1966
- 40 by Rod Hundley vs. George Washington, 1956
- 40 by Jerry West vs. Virginia, 1960
- 40 by Jerry West vs. George Washington, 1960
- 40 by Wil Robinson vs. Virginia, 1972
- 40 by Lowes Moore vs. Notre Dame, 1978

## Top Coliseum Scorers

- 45 by Wil Robinson vs. Penn State, 1971
- 43 by Da'Sean Butler vs. Villanova, 2009
- 42 by Wil Robinson vs. Pitt, 1972
- 41 by Wil Robinson vs. Virginia Tech, 1972
- 41 by Wil Robinson vs. Manhattan, 1972
- 40 by Stan Boskovich vs. Davidson, 1975
- 39 by Wil Robinson vs. Colgate, 1971
- 39 by Wil Robinson vs. Notre Dame, 1972
- 38 by Alex Ruoff vs. Radford, 2008
- 38 by Greg Jones vs. Virginia Tech, 1983
- 37 by Wil Robinson vs. Navy, 1972
- 37 by Lowes Moore vs. Duquesne, 1978
- 37 by Chris Brooks vs. Massachusetts, 1991

# 1,000 POINT *Scorers*

Jerry West (1958-60).....2,309	Lester Rowe (1982-85).....1,524	Mike Boyd (1991-94).....1,136
Rod Hundley (1955-57).....2,180	Dale Blaney (1982-86).....1,520	Devin Williams (2014-16).....1,134
Da'Sean Butler (2007-10).....2,095	Darryl Prue (1986-89).....1,426	Eddie Becker (1952-54).....1,127
Wil Robinson (1970-72).....1,850	Alex Ruoff (2006-09).....1,420	Bob Smith (1957-59).....1,127
Kevin Jones (2009-12).....1,822	Ricky Robinson (1991-94).....1,373	Bob Hummell (1968-70).....1,117
Greg Jones (1980-83).....1,797	Russel Todd (1980-83).....1,350	Herbie Brooks (1986-89).....1,105
Rod Thorn (1961-63).....1,785	Tracy Shelton (1989-93).....1,316	Tom Lowry (1962-64).....1,104
Kevin Pittsnogle (2003-06).....1,708	Maurice Robinson (1975-78).....1,307	Lloyd Sharrar (1956-58).....1,101
Lowes Moore (1976-80).....1,696	Steve Berger (1987-90).....1,262	Tyrone Sally (2002-05).....1,092
Ron Williams (1966-68).....1,687	Juwan Staten (2013-15).....1,260	Lionel Armstead (1999-02).....1,083
Chris Brooks (1988-91).....1,661	Chris Leonard (1989-92).....1,235	Dave Reaser (1966-68).....1,071
Pervires Greene (1991-94).....1,655	Marcus Goree (1997-00).....1,183	Johannes Herber (2003-06).....1,069
Damian Owens (1995-98).....1,616	Marsalis Basey (1991-94).....1,168	Drew Schifino (2002-04).....1,048
Darryl Bryant (2009-12).....1,590	Seldon Jefferson (1995-97).....1,168	Lee Patrone (1959-61).....1,028
Warren Baker (1973-76).....1,556	Chris Moss (1999-02).....1,167	Tony Robertson (1976-77).....1,026
Mark Workman (1950-52).....1,553	Jim McCormick (1961-63).....1,156	Fred Schaus (1947-49).....1,009
		Patrick Bellein (2003-06).....1,001
		Leland Byrd (1944-48).....1,000



# CLASS *Rankings*

## Freshman Scoring (since 1973)

Name	Season	Games	Points	Avg.
Warren Baker	1974	25	415	16.6
Chris Brooks	1988	32	403	12.6
Mike Boyd	1991	30	373	12.4
Devin Ebanks	2009	35	367	10.5
Da'Sean Butler	2007	36	362	10.1

## Freshman Rebounding (since 1973)

Name	Season	Games	Rebounds	Avg.
Warren Baker	1974	25	279	11.2
Devin Ebanks	2009	35	273	7.8
Devin Williams	2014	33	238	7.2
Damian Owens	1995	26	195	7.5
Chris Brooks	1988	32	187	5.8
Darryl Prue	1986	33	187	5.7

## Freshman Assists (since 1973)

Name	Season	Games	Assists	Avg.
Mike Boyd	1991	30	175	5.8
Jonathan Hargett	2002	26	120	4.6
Johannes Herber	2003	29	111	3.8
Jabarie Hinds	2012	33	108	3.3
Tim Lyles	2000	25	105	4.2

## Freshman Steals (since 1978)

Name	Season	Games	Steals	Avg.
Jevon Carter	2015	35	67	1.9
Mike Boyd	1991	30	63	2.1
Drew Schifino	2002	28	57	2.0
Jonathan Hargett	2002	26	48	1.8
Jabarie Hinds	2012	33	46	1.4
Da'Sean Butler	2007	36	46	1.3
Steve Berger	1987	31	46	1.5

## Sophomore Scoring (since 1904)

Name	Season	Games	Points	Avg.
Rod Hundley	1955	30	711	23.7
Lowe Moore	1978	28	597	21.3
Drew Schifino	2003	29	582	20.1
Eron Harris	2014	33	568	17.2
Wil Robinson	1970	26	520	20.0

## Sophomore Rebounding (since 1952)

Name	Season	Games	Rebounds	Avg.
Lloyd Sharrar	1956	30	349	11.6
Mack Isner	1952	27	336	12.4
Warren Baker	1971	25	327	13.1
Tom Lowry	1962	30	321	10.7
Jerry West	1958	28	311	11.1

## Sophomore Assists (since 1952)

Name	Season	Games	Assists	Avg.
Alex Ruoff	2007	36	191	5.3
Ralph Holmes	1952	26	160	6.2
Tim Lyles	2001	29	158	5.4
Greg Jones	1981	33	155	4.7
Marsalis Basey	1992	26	137	5.3

## Sophomore Steals (since 1978)

Name	Season	Games	Steals	Avg.
Alex Ruoff	2007	36	72	2.0
Greg Jones	1981	33	72	2.2

Darryl Prue	1987	31	65	2.1
Jevon Carter	2016	35	59	1.7
Seldon Jefferson	1995	26	52	2.0

## Junior Scoring (since 1904)

Name	Season	Games	Points	Avg.
Jerry West	1959	34	903	26.6
Rod Hundley	1956	30	798	26.6
Mark Workman	1951	27	705	26.1
Rod Thorn	1962	29	688	23.7
Wil Robinson	1971	25	624	25.0

## Junior Rebounding (since 1952)

Name	Season	Games	Rebounds	Avg.
Lloyd Sharrar	1957	30	443	14.8
Jerry West	1959	34	419	12.3
Rod Hundley	1956	30	392	13.1
Rod Thorn	1962	29	351	12.1
Devin Williams	2016	35	332	9.5

## Junior Assists (since 1952)

Name	Season	Games	Assists	Avg.
Ron Williams	1967	28	197	7.0
Juwan Staten	2014	33	193	5.8
Steve Berger	1989	31	193	6.2
Darris Nichols	2007	36	165	4.6
Marsalis Basey	1993	29	158	4.0

## Junior Steals (since 1978)

Name	Season	Games	Steals	Avg.
Steve Berger	1989	31	68	2.2
Darryl Prue	1988	32	67	2.1
Damian Owens	1997	31	65	2.1
Greg Jones	1982	31	58	1.9
Alex Ruoff	2008	37	57	1.5
Johannes Herber	2005	31	57	1.8
Mike Gansey	2005	31	57	1.8

## Senior Scoring (since 1904)

Name	Season	Games	Points	Avg.
Jerry West	1960	31	908	29.3
Wil Robinson	1972	24	706	29.4
Greg Jones	1983	31	691	22.3
Rod Hundley	1957	30	671	23.1
Kevin Jones	2012	33	657	19.9

## Senior Rebounding (since 1952)

Name	Season	Games	Rebounds	Avg.
Jerry West	1960	31	510	16.5
Mark Workman	1952	25	437	17.5
Lloyd Sharrar	1958	28	386	13.8
Kevin Jones	2012	33	360	10.9
Bob Benfield	1967	28	323	11.5

## Senior Assists (since 1952)

Name	Season	Games	Assists	Avg.
Ron Williams	1968	28	154	5.9
Marsalis Basey	1994	29	147	5.1
Johannes Herber	2006	33	145	4.4
Juwan Staten	2015	30	139	4.6
Joe Mazzulla	2011	33	139	4.2

## Senior Steals (since 1978)

Name	Season	Games	Steals	Avg.
Damian Owens	1998	32	97	3.0
Greg Jones	1983	31	90	2.9
Elton Scott	1999	29	79	2.7
Jarrold West	1998	33	77	2.3
Mike Gansey	2006	33	62	1.9

# SEASON *Leaders*

## Season Scoring Average

Player	GP	Average	Year
Wil Robinson	24	29.4	1972
Jerry West	31	29.3	1960
Rod Hundley	30	26.60	1956
Jerry West	34	26.56	1959
Mark Workman	27	26.1	1951
Wil Robinson	25	25.0	1971
Rod Thorn	29	23.72	1962
Rod Hundley	30	23.70	1955
Rod Hundley	29	23.1	1957
Mark Workman	25	23.1	1952

## Season Scoring

Player	GP	Points	Year
Jerry West	31	908	1960
Jerry West	34	903	1959
Rod Hundley	30	798	1956
Rod Hundley	30	711	1955
Wil Robinson	24	706	1972
Mark Workman	27	705	1951
Greg Jones	31	691	1983
Rod Thorn	29	688	1962
Rod Hundley	29	671	1957
Kevin Jones	33	657	2012

## Season Field Goals Made

Player	GP	FGM	Year
Jerry West	34	340	1959
Jerry West	31	325	1960
Rod Hundley	30	290	1956
Mark Workman	27	273	1951
Wil Robinson	24	265	1972
Kevin Jones	33	260	2012
Rod Hundley	30	260	1955
Rod Thorn	29	259	1962
Wil Robinson	25	252	1971
Rod Thorn	29	241	1963

## Season Field Goals Attempted

Player	GP	FGA	Year
Rod Hundley	30	814	1956
Rod Hundley	30	756	1955
Jerry West	34	656	1959
Rod Hundley	29	648	1957
Jerry West	31	645	1960
Rod Thorn	29	586	1962
Wil Robinson	24	579	1972
Mark Workman	27	558	1951
Rod Thorn	29	557	1963
Wil Robinson	25	542	1971

## Season Field Goal Percentage (minimum 100 att.)

Player	FGM/FGA	Pct.	Year
Chris Brooks	222/335	.663	1991
Rob Summers	69/109	.633	2007
Darryl Prue	164/259	.633	1989
Chris Brooks	160/261	.613	1989
Ricky Robinson	172/287	.599	1992
Mike Boyd	121/203	.596	1993
Chris Brooks	164/283	.576	1988
Mike Heitz	138/241	.573	1972
Brent Solheim	79/138	.572	1995
Chaz Briggs	89/156	.571	2002

## Season 3-Point Field Goals Made

Player	GP	3-FGM	Year
Frank Young	36	117	2007
Chris Leonard	32	101	1992
Alex Ruoff	37	98	2008
Kevin Pittsnogle	33	91	2006
Eron Harris	33	89	2014
Alex Ruoff	33	88	2009
Marsalis Basey	29	78	1994
Mike Gansey	33	75	2006
Seldon Jefferson	30	72	1997
Darryl Bryant	33	71	2012

## Season 3-Point Field Goals Attempted

Player	GP	3-FGA	Year
Frank Young	36	270	2007
Alex Ruoff	37	239	2008
Alex Ruoff	33	236	2009
Darryl Bryant	33	230	2012
Kevin Pittsnogle	33	227	2006
Chris Leonard	32	220	1992
Eron Harris	33	211	2014
Jonathan Hargett	26	208	2002
Alex Ruoff	36	205	2007
Da'Sean Butler	38	198	2010

## Season 3-Point Field Goal Percentage (minimum 30 att.)

Player	3-FGM/FGA	Pct.	Year
Vernon Odom	18/32	.563	1985
Kevin Pittsnogle	49/103	.476	2003
Chris Leonard	101/220	.459	1992
Jamie Smalligan	31/68	.456	2007
Tracy Shelton	23/52	.442	1989
Chris Leonard	41/94	.436	1990
Greg Jones	40/92	.435	1983
Tracy Shelton	53/122	.434	1990
Frank Young	117/270	.433	2007
Mike Gansey	75/175	.429	2006
Dale Blaney	18/42	.429	1985

## Season Free Throws Made

Player	GP	FTM	Year
Jerry West	31	258	1960
Jerry West	34	223	1959
Rod Hundley	30	218	1956
Rod Hundley	29	201	1957
Rod Hundley	30	191	1955
Greg Jones	31	187	1983
Juwan Staten	33	182	2014
Wil Robinson	24	176	1972
Darryl Bryant	33	174	2012
Rod Thorn	24	170	1962
Rod Thorn	29	170	1963

## Season Free Throws Attempted

Player	GP	FTA	Year
Jerry West	31	337	1960
Rod Hundley	30	326	1956
Jerry West	34	320	1959
Pierre Hill	18	287	1922
Lloyd Sharrar	30	261	1957
Rod Hundley	30	255	1955
Rod Hundley	29	254	1957
Juwan Staten	33	253	2014
Mark Workman	27	252	1951
Homer Martin	20	248	1921

## Season Free Throw Percentage (minimum 50 att.)

Player	FTM/FTA	Pct.	Year
Jonathan Hargett	89/101	.881	2002
Roger "Shorty" Hicks	44/50	.880	1941
Vernon Odom	62/71	.873	1986
Casey Mitchell	74/85	.871	2011
Holman Harley	96/111	.865	1986
Bob Hummell	95/110	.864	1970
Kevin Pittsnogle	84/98	.857	2006
Eron Harris	113/132	.856	2014
Chris Leonard	77/90	.856	1991
John Cavacini	47/55	.855	1965

## Season Rebounds

Player	GP	Rebounds	Year
Jerry West	31	510	1960
Lloyd Sharrar	30	443	1957
Mark Workman	25	437	1952
Jerry West	34	419	1959
Rod Hundley	30	392	1956
Lloyd Sharrar	28	386	1958
Pete White	30	361	1955
Kevin Jones	33	360	2012
Willie Bergines	30	358	1955
Rod Thorn	29	351	1962

## Season Rebound Average

Player	GP	Rebounds	Avg.	Year
Mark Workman	25	437	17.5	1952
Jerry West	31	510	16.5	1960
Lloyd Sharrar	30	443	14.8	1957
Lloyd Sharrar	28	396	13.8	1958
Warren Baker	25	327	13.08	1974
Rod Hundley	30	392	13.07	1956
Rod Thorn	24	299	12.5	1961
Mack Isner	27	336	12.4	1952
Jerry West	31	510	12.3	1959
Rod Thorn	29	351	12.1	1962

## Season Offensive Rebounds

Player	GP	Off. Rebounds	Year
Kevin Jones	33	141	2012
Kevin Jones	38	135	2010
Devlin Williams	35	124	2016
Jonathan Holton	31	113	2016
Brian Lewin	33	113	1998
Kevin Jones	33	108	2011
Marcus Goree	29	108	1999
Jonathan Holton	35	105	2015
Ricky Robinson	29	102	1993
Ricky Robinson	29	101	1994

## Season Assists

Player	GP	Assists	Year
Ron Williams	28	197	1967
Juwan Staten	33	193	2014
Steve Berger	31	193	1989
Alex Ruoff	36	191	2007
Steve Berger	28	183	1990
Mike Boyd	30	175	1991
Darris Nichols	36	165	2007
Ralph Holmes	26	160	1952
Marsalis Basey	29	158	1993
Tim Lyles	29	158	2001



**Season Assist Average**

Player	GP	APG	Year
Ron Williams	28	7.0	1967
Steve Berger	28	6.5	1990
Steve Berger	31	6.2	1989
Ralph Holmes	26	6.2	1952
Juwan Staten	33	5.8	2014
Mike Boyd	30	5.8	1991
Ron Williams	28	5.5	1968
Ron Williams	28	5.5	1966
Tim Lyles	29	5.4	2001
Marsalis Basey	29	5.4	1993

**Season Steals**

Player	GP	Steals	Year
Damian Owens	32	97	1998
Greg Jones	31	90	1983
Elton Scott	29	79	1999
Jarrold West	33	77	1998
Alex Ruoff	36	72	2007
Greg Jones	33	72	1981
Steve Berger	31	68	1989
Jevon Carter	35	67	2015
Darryl Prue	32	67	1988
Darryl Prue	31	65	1987
Damian Owens	31	65	1997

**Season Steal Average**

Player	GP	SPG	Year
Damian Owens	32	3.0	1998
Greg Jones	31	2.9	1983
Elton Scott	29	2.7	1999
Jarrold West	33	2.3	1998
Steve Berger	31	2.2	1989
Greg Jones	33	2.2	1981
Mike Boyd	30	2.1	1991
Damian Owens	31	2.1	1997
Darryl Prue	31	2.1	1987
Darryl Prue	32	2.1	1988
Drew Schiffino	11	2.1	2004

**Season Blocked Shots**

Player	GP	Blocks	Year
D'or Fischer	31	124	2004
John Flowers	33	74	2011
Marcus Goree	28	70	2000
D'or Fischer	34	66	2005
Wellington Smith	37	60	2008
Phil Wilson	29	58	1993
Joe Alexander	36	54	2008
Phil Wilson	29	54	1994
Wellington Smith	35	53	2009
Tim Kearney	31	49	1983

**Season Turnovers**

Player	GP	TOs	Year
Tim Lyles	29	119	2001
Greg Jones	33	119	1981
Marsalis Basey	29	116	1993
Mike Boyd	30	110	1991
Marsalis Basey	29	106	1994
Jonathan Hargett	26	106	2002
Russel Todd	31	103	1983
Damian Owens	31	102	1997
Seldon Jefferson	26	97	1995
Wayne Yearwood	31	93	1987

**Season Personal Fouls**

Player	GP	Fouls	Year
Wellington Smith	38	121	2010
Jonathan Holton	35	118	2015
Phil Collins	29	115	1980
Darrell Pinckney	33	115	1986
Phil Collins	33	114	1981

Mark Workman	27	111	1951
Greg Nance	32	111	1981
Brent Solheim	33	111	1998
Darryl Prue	32	110	1988
Lester Rowe	31	109	1983

**Season Disqualifications**

Player	GP	DQ	Year
Mark Workman	27	11	1951
Tom Lowry	28	10	1964
Larry Carr	25	10	1973
Phil Collins	29	10	1980
Mike Heitz	24	9	1972
Phil Collins	33	9	1981
Darrell Pinckney	33	9	1986
Mark Workman	25	8	1952
Tom Lowry	30	8	1962
Bob Camp	29	8	1965
Mike Heitz	25	8	1970
Greg Nance	26	8	1979

**Season Minutes Played**

Player	GP	Minutes	Year
Da'Sean Butler	38	1,360	2010
Darris Nichols	37	1,282	2008
Kevin Jones	33	1,265	2012
Kevin Jones	38	1,254	2010
Darris Nichols	36	1,251	2007
Juwan Staten	33	1,231	2014
Darryl Bryant	33	1,230	2012
Jerry West	34	1,210	1959
Alex Ruoff	36	1,195	2007
Greg Jones	33	1,194	1981

**Season Minutes Played Average**

Player	GP	MPG	Year
Warren Baker	25	39.6	1974
Kevin Jones	33	38.3	2012
Warren Baker	25	38.3	1973
Rod Hundley	30	38.2	1956
Wil Robinson	24	38.0	1972
Ron Williams	28	37.5	1968
Maurice Robinson	26	37.5	1978
Juwan Staten	33	37.3	2014
Darryl Bryant	33	37.3	2012
Ron Williams	28	37.2	1967

**Season Games Played**

Player	GP	Year
Da'Sean Butler	38	2010
Kevin Jones	38	2010
Wellington Smith	38	2010
John Flowers	38	2010
Alex Ruoff	37	2008
Da'Sean Butler	37	2008
Darris Nichols	37	2008
Joe Mazzulla	37	2008
Wellington Smith	37	2008
Jamie Smalligan	37	2008

**Season Games Started**

Player	GS	Year
Da'Sean Butler	38	2010
Kevin Jones	38	2010
Wellington Smith	38	2010
Alex Ruoff	37	2008
Da'Sean Butler	37	2008
Darris Nichols	37	2008
Frank Young	36	2007
Darris Nichols	36	2007
Alex Ruoff	36	2007
Joe Alexander	36	2007
Rob Summers	36	2007

**Season Double Doubles**

Player	GP	Double-Doubles	Year
Jerry West	31	30	1960
Jerry West	34	25	1959
Lloyd Sharrar	30	23	1957
Rod Thorn	30	22	1962
Kevin Jones	33	21	2012
Mark Workman	27	21	1952
Carey Bailey	28	20	1968
Maurice Robinson	28	17	1978
Warren Baker	25	17	1974
Warren Baker	25	17	1973
Rod Thorn	27	17	1961

**Season 10-Point Games**

Player	GP	10-pt Games	Year
Jerry West	34	34	1959
Kevin Jones	33	33	2012
Da'Sean Butler	38	33	2010
Juwan Staten	33	31	2014
Kevin Jones	38	31	2010
Frank Young	36	31	2007
Da'Sean Butler	35	30	2009
Mike Gansey	33	30	2006
Dale Blaney	33	30	1986
Greg Jones	31	30	1983
Jerry West	31	30	1960

**Season 20-Point Games**

Player	GP	20-pt Games	Year
Jerry West	31	27	1960
Jerry West	34	27	1959
Rod Hundley	30	24	1956
Wil Robinson	24	20	1972
Rod Thorn	30	20	1962
Rod Hundley	30	20	1955
Kevin Jones	33	19	2012
Greg Jones	31	19	1983
Mark Workman	27	19	1951
Kevin Pittsnogle	33	18	2006
Wil Robinson	25	18	1971
Rod Hundley	30	18	1957

**Season 30-Point Games**

Player	GP	30-pt Games	Year
Jerry West	31	15	1960
Wil Robinson	24	13	1972
Jerry West	34	13	1959
Mark Workman	27	11	1951
Rod Hundley	30	10	1955
Rod Thorn	30	9	1962
Mark Workman	27	9	1952
Wil Robinson	25	8	1971
Rod Hundley	30	8	1956
Greg Jones	31	7	1983
Rod Hundley	30	7	1957

# CAREER Leaders

## Career Scoring Average (minimum 50 games)

Player	GP	Avg.	Years
Jerry West	93	24.8	1958-60
Wil Robinson	75	24.7	1970-72
Rod Hundley	89	24.5	1955-57
Rod Thorn	82	21.8	1961-63
Mark Workman	76	20.4	1950-52
Ron Williams	84	20.1	1966-68
Tony Robertson	57	18.0	1976-77
Stan Boskovich	52	17.7	1975-76
Carl Head	55	17.1	1966-67
Fred Schaus	61	16.5	1947-49

## Career Scoring

Player	GP	Points	Years
Jerry West	93	2,309	1958-60
Rod Hundley	89	2,180	1955-57
Da'Sean Butler	146	2,095	2007-10
Wil Robinson	75	1,850	1970-72
Kevin Jones	139	1,822	2009-12
Greg Jones	122	1,797	1980-83
Rod Thorn	82	1,785	1961-63
Kevin Pittsnogle	128	1,708	2003-06
Lowes Moore	113	1,696	1977-80
Ron Williams	84	1,687	1966-68

## Career Field Goals Made

Player	GP	FGM	Years
Jerry West	93	843	1958-60
Rod Hundley	89	785	1955-57
Da'Sean Butler	146	741	2007-10
Wil Robinson	75	733	1970-72
Kevin Jones	139	728	2009-12
Rod Thorn	82	692	1961-63
Chris Brooks	121	690	1988-91
Lowes Moore	113	680	1976-80
Ron Williams	84	670	1966-68
Greg Jones	122	649	1980-83

## Career Field Goals Attempted

Player	GP	FGA	Years
Rod Hundley	89	2,218	1955-57
Jerry West	93	1,660	1958-60
Da'Sean Butler	146	1,654	2007-10
Wil Robinson	75	1,616	1970-72
Rod Thorn	82	1,559	1961-63
Ron Williams	84	1,525	1966-68
Kevin Jones	139	1,475	2009-12
Lowes Moore	113	1,434	1977-80
Greg Jones	122	1,391	1980-83
Warren Baker	105	1,381	1973-76

## Career Field Goal Percentage (minimum 500 att.)

Player	FGM/FGA	Pct.	Years
Chris Brooks	690/1,147	.602	1988-91
Darryl Prue	610/1,094	.558	1986-89
Ricky Robinson	542/998	.543	1991-94
Lester Rowe	593/1,095	.542	1982-85
Brent Solheim	335/625	.536	1995-98
Calvin Bowman	326/612	.533	2000-01
Carl Head	366/690	.530	1966-67
Maurice Robinson	546/1,034	.528	1975-78
Mike Gansey	364/692	.526	2005-06
Mike Boyd	432/823	.525	1991-94

## Career 3-Point Field Goals Made

Player	GP	3-FGM	Years
Alex Ruoff	127	261	2006-09
Kevin Pittsnogle	128	253	2003-06
Patrick Beilein	128	242	2003-06
Da'Sean Butler	146	205	2007-10
Chris Leonard	107	200	1989-92
Darryl Bryant	135	197	2009-12
Frank Young	122	187	2004-07
Lionel Armstead	101	186	1999-02
Marsalis Basey	114	169	1991-94
Steve Berger	122	145	1987-90

## Career 3-Point Field Goals Attempted

Player	GP	3-FGA	Years
Alex Ruoff	127	695	2006-09
Patrick Beilein	128	675	2003-06
Kevin Pittsnogle	128	615	2003-06
Darryl Bryant	135	603	2009-12
Da'Sean Butler	146	581	2007-10
Frank Young	122	499	2004-07
Lionel Armstead	101	493	1999-02
Chris Leonard	107	480	1989-92
Marsalis Basey	114	438	1991-94
Seldon Jefferson	83	414	1995-97

## Career 3-Point Field Goal Percentage (minimum 100 att.)

Player	3-FGM/FGA	Pct.	Years
Chris Leonard	200/480	.417	1989-92
Kevin Pittsnogle	253/615	.411	2003-06
Eron Harris	133/336	.396	2013-14
Mike Gansey	119/302	.394	2005-06
Terry Henderson	89/230	.387	2013-14
Steve Berger	145/375	.387	1987-90
Marsalis Basey	169/438	.386	1991-94
Jarett Kearse	67/174	.385	1998-99
Cyrus Jones	106/277	.383	1995-96
Kevin Jones	45/118	.381	2009-10
Lionel Armstead	186/493	.377	1999-02
Alex Ruoff	261/695	.376	2006-09

## Career Free Throws Made

Player	GP	FTM	Years
Jerry West	93	623	1958-60
Rod Hundley	89	610	1955-57
Darryl Bryant	135	483	2009-12
Greg Jones	122	458	1980-83
Pervires Greene	120	417	1991-94
Da'Sean Butler	146	408	2007-10
Rod Thorn	82	401	1961-63
Mark Workman	76	393	1950-52
Juwan Staten	94	385	2013-15
Wil Robinson	75	384	1970-72

## Career Free Throws Attempted

Player	GP	FTA	Years
Jerry West	93	851	1958-60
Rod Hundley	89	835	1955-57
Chris Brooks	121	639	1988-91
Darryl Bryant	135	616	2009-12
Pierre Hill	70	615	1921-24
Mark Workman	76	598	1950-52
Greg Jones	122	591	1980-83
Lloyd Sharrar	88	588	1956-58
Da'Sean Butler	146	581	2007-10
Pervires Greene	120	579	1991-94

## Career Free Throw Percentage (minimum 100 att.)

Player	FTM/FTA	Pct.	Years
Jonathan Hargett	89/101	.881	2001-02
Casey Mitchell	92/106	.868	2010-11
Harry Moore	120/143	.839	1950-52
Joe Posch	92/111	.829	1959-61
Chris Leonard	227/274	.828	1989-92
Stan Boskovich	182/220	.827	1975-76
Eron Harris	184/224	.821	2013-14
Terry Henderson	93/114	.816	2014-14
Kevin Pittsnogle	217/266	.816	2003-06
D'or Fischer	145/178	.815	2004-05

## Career Rebounds

Player	GP	Rebounds	Years
Jerry West	93	1,240	1958-60
Lloyd Sharrar	88	1,178	1956-58
Warren Baker	105	1,070	1973-76
Kevin Jones	139	1,048	2009-12
Willie Bergines	107	1,025	1953-56
Rod Hundley	89	941	1955-57
Thomas Lowry	89	914	1962-64
Rod Thorn	82	912	1961-63
Maurice Robinson	105	881	1975-78
Damian Owens	116	868	1995-98
Darryl Prue	127	865	1986-89
Devin Williams	102	846	2014-16
Da'Sean Butler	146	800	2007-10
Lester Rowe	121	787	1982-85
Chris Brooks	121	755	1988-91

## Career Rebound Average (minimum 50 games)

Player	GP	Rebounds	Avg.	Years
Lloyd Sharrar	88	1,178	13.4	1956-58
Jerry West	93	1,240	13.3	1958-60
Rod Thorn	82	912	11.1	1961-63
Rod Hundley	89	941	10.6	1955-57
Carey Bailey	55	570	10.4	1968-69
Thomas Lowry	89	914	10.3	1962-64
Warren Baker	105	1,070	10.2	1973-76
Mack Isner	74	749	10.1	1952-54
Willie Bergines	107	1,025	9.6	1953-56
Larry Woods	52	456	8.8	1969-70

## Career Offensive Rebounds

Player	GP	Off. Rebounds	Years
Kevin Jones	139	450	2009-12
Chris Brooks	121	320	1988-91
Pervires Greene	120	304	1991-94
Ricky Robinson	114	304	1991-94
Devin Williams	102	299	2014-16
Chris Moss	111	292	1999-02
Marcus Goree	109	284	1997-00
Da'Sean Butler	146	270	2007-10
Damian Owens	116	266	1995-98
Darryl Prue	127	230	1986-89

## Career Assists

Player	GP	Assists	Years
Steve Berger	122	574	1987-90
Marsalis Basey	114	514	1991-94
Ron Williams	84	504	1966-68
Mike Boyd	110	471	1991-94
Johannes Herber	128	467	2003-06
Juwan Staten	94	433	2013-15
Greg Jones	122	430	1980-83
Alex Ruoff	127	410	2006-09
J.D. Collins	128	402	2003-06
Darris Nichols	141	399	2005-08
Darryl Bryant	135	388	2009-12
Seldon Jefferson	83	386	1995-97
Joe Mazzulla	145	370	2007-11

Lowes Moore	113	344	1977-80
Rod Hundley	89	337	1955-57
Damian Owens	116	336	1995-98
Dale Blaney	124	331	1983-86
Rod Thorn	82	304	1961-63

**Career Assist Average (minimum 50 games)**

Player	GP	Assists	Avg.	Years
Ron Williams	84	504	6.0	1966-68
Tim Lyles	54	263	5.0	2000-01
Steve Berger	122	574	4.71	1987-90
Seldon Jefferson	83	386	4.65	1995-97
Juwan Staten	94	433	4.60	2013-15
Marsalis Basey	114	514	4.5	1991-94
Mike Boyd	110	471	4.28	1991-94
Levi Phillips	55	234	4.25	1971-74
Holman Harley	51	200	3.9	1985-86
Rod Hundley	89	337	3.79	1955-57

**Career Steals**

Player	GP	Steals	Years
Greg Jones	122	251	1980-83
Damian Owens	116	244	1995-98
Darryl Prue	127	230	1986-89
Steve Berger	122	214	1987-90
Mike Boyd	110	205	1991-94
Alex Ruoff	127	189	2006-09
Marsalis Basey	114	182	1991-94
Tracy Shelton	122	159	1989-93
Johannes Herber	128	158	2003-06
J.D. Collins	128	156	2003-06
Da'Sean Butler	146	154	2007-10

**Career Steal Average**

Player	GP	Steals	Avg.	Years
Damian Owens	116	244	2.10	1995-98
Greg Jones	122	251	2.06	1980-83
Mike Boyd	110	205	1.86	1994-94
Jonathan Hargett	26	48	1.85	2002
Seldon Jefferson	83	151	1.82	1995-97
Darryl Prue	127	230	1.81	1986-89
Jevon Carter	70	126	1.80	2015-16
Steve Berger	122	214	1.75	1987-90
Mike Gansey	68	119	1.75	2005-06
Elton Scott	50	85	1.70	1998-99
Zain Shaw	55	93	1.69	1994-95

**Career Turnovers**

Player	GP	TOs	Years
Marsalis Basey	114	348	1991-94
Lester Rowe	121	317	1982-85
Greg Jones	122	313	1980-83
Damian Owens	116	311	1995-98
Steve Berger	122	299	1987-90
Chris Brooks	121	296	1988-91
Dale Blaney	124	294	1983-86
Darryl Bryant	135	292	2009-12
Mike Boyd	110	289	1991-94
Tyrone Sally	121	277	2002-05

**Career Blocked Shots**

Player	GP	Blocks	Years
D'or Fischer	65	190	2004-05
Phil Wilson	117	178	1991-94
Wellington Smith	140	162	2007-10
John Flowers	142	157	2008-11
Marcus Goree	109	157	1997-00
Pervires Greene	120	139	1991-94
Tim Kearney	113	119	1981-84
Kevin Jones	139	109	2009-12
Kevin Pittsnogle	128	109	2003-06
Darrell Pinckney	123	106	1984-87

**Career Personal Fouls**

Player	GP	Fouls	Years
Darryl Prue	127	391	1986-89
Chris Brooks	121	381	1988-91
Darrell Pinckney	123	375	1984-87
Lester Rowe	121	373	1982-85
Pervires Greene	120	348	1991-94
Wellington Smith	140	344	2007-10
Phil Collins	93	331	1980-82
Greg Nance	105	318	1978-81
Marsalis Basey	114	318	1991-94
Johannes Herber	128	311	2003-06

**Career Disqualifications**

Player	GP	DQ	Years
Tom Lowry	89	24	1962-64
Phil Collins	93	23	1980-82
Darrell Pinckney	123	23	1984-87
Chris Brooks	121	23	1991-94
Mike Heitz	74	22	1970-72
Mark Workman	76	22	1950-52
Mack Isner	74	19	1952-54
Greg Nance	105	19	1978-81
Darryl Prue	127	18	1986-89
Larry Carr	44	17	1973-75
Marsalis Basey	114	17	1991-94

**Career Minutes Played**

Player	GP	MP	Years
Da'Sean Butler	146	4,491	2007-10
Kevin Jones	139	4,347	2009-12
Johannes Herber	128	4,129	2003-06
Darryl Bryant	135	3,824	2009-12
Darryl Prue	127	3,788	1986-89
Dale Blaney	124	3,771	1983-86
Steve Berger	122	3,711	1987-90
Greg Jones	122	3,706	1980-83
Chris Brooks	120	3,674	1988-91
Russel Todd	118	3,650	1980-83

**Career Minutes Played Average**

Player	GP	MPG	Years
Ron Williams	84	36.87	1966-68
Wil Robinson	75	36.17	1970-72
Rod Thorn	82	35.91	1961-63
Jerome Anderson	77	34.81	1973-75
Warren Baker	105	34.21	1973-76
Jerry West	93	33.74	1958-60
Sam Ogleby	35	33.43	1971-72
Tony Robertson	57	32.60	1976-77
Johannes Herber	128	32.26	2003-05
Carey Bailey	54	32.24	1968-69

**Career Games Played**

Player	Games	Years
Da'Sean Butler	146	2007-10
Joe Mazzulla	145	2007-11
Darris Nichols	141	2005-08
Wellington Smith	140	2007-10
Kevin Jones	139	2009-12
Darryl Bryant	135	2009-12
Gary Browne	129	2012-15
Kevin Pittsnogle	128	2003-06
Patrick Beilein	128	2003-06
J.D. Collins	128	2003-06
Johannes Herber	128	2003-06

**Career Games Started**

Player	Games Started	Years
Johannes Herber	128	2003-06
Darryl Bryant	123	2009-12
J.D. Collins	121	2003-06
Chris Brooks	118	1988-91
Lester Rowe	114	1982-85
Damian Owens	112	1995-98
Dale Blaney	111	1983-86
Russel Todd	111	1980-83
Da'Sean Butler	110	2007-10
Darryl Prue	110	1986-89

**Career Double Doubles**

Player	GP	Double-Doubles	Years
Jerry West	93	70	1958-60
Warren Baker	105	54	1973-76
Rod Thorn	82	50	1961-63
Lloyd Sharrar	88	44	1956-58
Maurice Robinson	105	42	1975-78
Devin Williams	102	33	2014-16
Kevin Jones	139	33	2009-12
Carey Bailey	54	33	1968-69
Rod Hundley	89	32	1955-57
Tom Lowry	89	31	1962-64

**Career 10-Point Games**

Player	GP	10-pt Games	Years
Da'Sean Butler	146	108	2007-10
Kevin Jones	139	95	2009-12
Chris Brooks	121	92	1988-91
Jerry West	93	89	1958-60
Greg Jones	122	87	1980-83
Damian Owens	116	87	1995-98
Pervires Greene	120	86	1991-94
Darryl Bryant	135	85	2009-12
Kevin Pittsnogle	128	84	2003-06
Rod Hundley	89	80	1955-57
Ron Williams	84	80	1966-68
Dale Blaney	124	80	1983-86

**Career 20-Point Games**

Player	GP	20-pt Games	Years
Jerry West	93	64	1958-60
Rod Hundley	89	62	1955-57
Wil Robinson	75	51	1970-72
Rod Thorn	82	48	1961-63
Ron Williams	84	46	1966-68
Lowes Moore	113	37	1977-80
Mark Workman	76	37	1950-52
Greg Jones	122	33	1980-83
Kevin Pittsnogle	128	28	2003-06
Tony Robertson	57	28	1976-77

**Career 30-Point Games**

Player	GP	30-pt Games	Years
Jerry West	93	29	1958-60
Rod Hundley	89	25	1955-57
Wil Robinson	75	23	1970-72
Mark Workman	76	20	1950-52
Rod Thorn	82	17	1961-63
Ron Williams	84	9	1966-68
Greg Jones	122	9	1980-83
Lowes Moore	113	8	1977-80
David Reaser	83	5	1966-68
Warren Baker	105	4	1973-76
Eddie Becker	76	4	1952-54

# TEAM *Records*

## Scoring

- Half: 72 vs. William & Mary, 2-26-60
- Game: 132 vs. Alaska-Fairbanks, 11-25-94
- Home: 132 vs. Alaska-Fairbanks, 11-25-94
- Away: 120 vs. George Washington, 1-13-62
- Losing Game: 109 vs. Northwestern, 12-27-58
- Two-Team: 227 (109-118/2OT) vs. Northwestern, 12-27-58
- High Season: 2,884 in 1958-59
- Low Season: 1,662 in 1972-73
- High Season Average: 89.5 in 1959-60
- Low Season Average: 20.0 in 1903-04

## Field Goals

- Game Made: 53 vs. Alaska-Fairbanks, 11-25-94
- Game Attempted: 116 vs. Washington & Lee, 12-6-52
- Game Percentage: 68.0% (34-50) vs. Bowling Green, 12-18-76
- High Season Made: 1,075 in 1958-59
- High Season Attempted: 2,355 in 1958-59
- High Season Percentage: 51.4% (924-1,797) in 1988-89
- Low Season Made: 699 in 1972-73
- Low Season Attempted: 1,631 in 2003-04
- Low Season Percentage: 36.2% (779-2,151) in 1951-52

## 3-Point Field Goals

- Game Made: 20 vs. Marquette, 1-14-2006
- Game Attempted: 45 vs. LSU, 11-26-2005
- Game Percentage (min. 7 att.): 75.0% (9/12) vs. Purdue, 1-1-2010; 75.0% (6/8) vs. Ohio State, 12-30-93
- Season Made: 371 in 2006-07
- Season Attempted: 989 in 2006-07
- Season Percentage: 47.0% (55-117) in 1984-85

## Free Throws

- Game Made: 45 vs. Missouri Southern, 12-14-56
- Game Attempted: 59 vs. Missouri Southern, 12-14-56
- Game Percentage: 1.000 (13/13) vs. Massachusetts, 3-5-77
- High Season Made: 734 in 1958-59
- High Season Attempted: 1,072 in 1958-59
- High Season Percentage: 74.5% (327-439) in 2005-06; (155-208) in 1930-31
- Low Season Made: 264 in 1972-73
- Low Season Attempted: 411 in 1972-73
- Low Season Percentage: 58.4% (256-438) in 1973-74

## Rebounds

- Game: 85 vs. Duke, 12-22-51; vs. George Washington, 2-6-60
- Lowest Game: 15 vs. Wisconsin-Green Bay, 11-27-98
- Offensive Rebounds Game: 43 vs. Washington & Lee, 12-6-52
- Lowest Offensive Rebounds Game: 3 vs. Massachusetts, 2-21-85; vs. Wisconsin-Green Bay, 11-27-98; vs. UNLV, 12-28-2002
- High Season: 1,680 in 1955-56
- High Season Average: 56.0 in 1955-56
- Low Season: 846 in 1953-54
- Low Season Average: 27.7 in 2005-06
- Season Offensive Rebounds: 585 in 2009-10

## Personal Fouls

- High Game: 41 vs. Providence, 1-5-99
- Low Game: 3 vs. Washington & Jefferson, 12-3-2005
- High Season: 822 in 2015-16
- Low Season: 419 in 2005-06
- Disqualifications Game: 6 vs. Providence, 1-5-99
- Disqualifications Season: 30 in 1964-65; 1971-72

## Assists

- High Game: 33 vs. Washington & Lee, 2-27-54
- Low Game: 0 vs. Princeton, 3-11-67; vs. Ohio, 12-15-79
- High Season: 633 in 2006-07
- Low Season: 272 in 1969-70

## Steals

- High Game: 26 vs. VMI, 11-26-2014; 26 vs. Rice, 11-29-97; VMI, 2-7-53
- Low Game: 0 vs. Niagara, 1-5-52; Towson State, 1-20-86; East Carolina, 12-20-99
- High Season: 407 in 1997-98
- Low Season: 187 in 2002-03

## Turnovers

- High Game: 35 vs. Notre Dame, 12-29-69
- Low Game: 2, five times; most recent vs. Cornell, 12-31-52
- High Season: 562 in 1980-81
- Low Season: 287 in 2005-06

## Blocked Shots

- High Game: 14 vs. Ohio Wesleyan, 12-14-82
- High Season: 188 in 2007-08
- Low Season: 56 in 1989-90

## Miscellaneous Game

- Most Lopsided Win: 81 points vs. Salem (113-32), 1-6-45
- Most Lopsided Loss: 46 points vs. Louisville (60-106), 12-16-78
- Lowest Points: 5 vs. Allegheny, 1-27-05; Allegheny, 3-4-04
- Lowest Points/Half: 2 vs. Carnegie Tech, 3-6-34; Pitt, 1-17-31
- Lowest Two-Team Score: 22 vs. All-Stars (6-16), 3-18-04
- Lowest Field Goals: 0 vs. Grove City, 1-27-23
- Lowest Field Goals Attempted: 28 vs. St. Bonaventure, 2-13-82
- Lowest Field Goal Game Percentage: 20.0% (10-50) vs. Cincinnati, 1-30-2008
- Lowest 3-Point Field Goals Made: 0, 24 times; most recent vs. Robert Morris, 11-27-99
- Lowest 3-Point Field Goals Attempted: 0, three times; most recent vs. Massachusetts, 1-10-87
- Lowest Three-Point Game Percentage: 0.0%, 21 times; most recent vs. Robert Morris, 11-27-99
- Lowest Free Throws Made: 0, 15 times; most recent vs. Fordham, 2-4-43
- Lowest Free Throw Attempts: 0, four times; most recent vs. Syracuse, 2-20-2006
- Lowest Free Throw Percentage: 0.0% vs. Fordham (0-8), 2-4-43; Allegheny (0-3), 1-17-25
- Most Free Throws Missed: 22 vs. Rutgers, 1-14-89; Pitt, 2-12-69
- Fewest Free Throws Missed: 0, nine times; most recent vs. Marquette (7-7), 1-1-2011
- Two-Team Personal Fouls: 68 vs. George Washington, 2-23-83; Pitt, 2-12-64

## Miscellaneous Season

- Most Wins: 31-7 in 2009-10
- Most Losses: 8-20 in 2001-02
- Best Win Percentage: 92.9% (26-2) in 1957-58
- Lowest Win Percentage: 23.5% (4-13) in 1917-18
- Most Consecutive Wins: 23 in 1981-82
- Most Consecutive Big 12 Wins: 4 (twice) in 2015-16
- Most Consecutive Big 12 Road Wins: 2 in 2015-16 (twice); 2013-14; 2012-13
- Most Consecutive Big East Wins: 8 in 2005-06
- Most Consecutive Big East Road Wins: 3 in 2009-10; 2005-06; 1997-98
- Most Consecutive Atlantic 10 Wins: 16 in 1988-89
- Most Consecutive Atlantic 10 Road Wins: 7 in 1988-89
- Most Consecutive Southern Conference Wins: 44 from 1956 to 1960
- Most Consecutive Southern Conference Road Wins: 21 from 1956 to 1960
- Most Consecutive Losses: 9 (twice) in 2001-02
- Most Games Played: 38 in 2009-10
- Consecutive Winning Seasons: 20 from 1945 to 1964
- Consecutive Losing Seasons: 3 from 1931 to 1933
- Home Winning Streak: 57 from 1944 to 1949
- Away Winning Streak: 11 in 1988-89
- Home Losing Streak: 5 in 1998-99; 1953-54
- Away Losing Streak: 12 in 1950-51
- Overtime Games: 6 in 2011-12
- Overtime Periods: 9 in 1982-83



# OPPONENT *Records*



### Individual Points

- Half: 29 by Austin Carr of Notre Dame, 2-21-70; Gary Trent of Ohio, 12-18-93
- Game: 55 by Austin Carr of Notre Dame, 2-21-70

### Individual Field Goals

- Made: 21 by Bob McCurdy of Richmond, 2-17-75
- Attempted: 45 by Tony Laquintano of Virginia, 12-17-60
- Percentage (min. 10 att.): 100% (11-11) by Rob Hodgson of Rutgers, 1-31-99

### Individual 3-Point Field Goals

- Made: 9 by Tamar Slay of Marshall, 1-18-2000
- Attempted: 20 by Mike Vreeswyk of Temple, 2-24-87
- Percentage (min. 5 att.): 100% (7-7) by Dusty Hannahs of Texas Tech, 1-22-2014

### Individual Free Throws

- Made: 23 by Harry Levine of Pitt, 3-6-20
- Attempted: 36 by Harry Levine of Pitt, 3-6-20
- Percentage: 100.0% (13-13) by Isaiah Taylor of Texas, 2-16-2016; (13-13) by Ron Rainey of Penn State, 12-12-56; (13-13) by Robin Porter of VMI, 12-1-65

### Individual Rebounds

- Game: 27 by Jim McKean of Washington State, 12-28-66

### Individual Offensive Rebounds

- Game: 11 by Harper Williams of Massachusetts, 2-6-91; by Ramon Rivas of Temple, 2-28-88

### Individual Assists

- Game: 18 by Anthony Manuel of Bradley, 1-28-88; by Danny Tarkanian of UNLV, 12-10-83

### Individual Steals

- Game: 8 by God Shammgod of Providence, 1-19-97

### Individual Turnovers

- Game: 12 by Kyle Clarke of Kennesaw State, 12-5-2015

### Individual Blocked Shots

- Game: 9 by Jeff Withey of Kansas, 3-2-2013; Thurl Bailey of North Carolina State, 12-28-82

### Individual Minutes

- Game: 55 by Dell Curry of Virginia Tech, 2-2-83; by Randy Minnix of Virginia Tech, 1-26-72

### Triple-Doubles

- Game: 16 points, 14 rebounds, 10 assists by Wayne Yates of Memphis State, 12-30-60

### Team Points

- Half: 66 by UNC Charlotte, 1-25-90
- Game: 118 by Northwestern, 12-27-59; Syracuse, 2-11-67
- High Season: 2,492 (80.4) in 1990-91
- Low Season: 1,747 in 1950-51 (64.7); 1953-54 (75.9)
- High Season Average: 88.7 in 1970-71
- Low Season Average: 60.7 in 1986-87

### Team Field Goals

- Made Game: 47 by Syracuse, 2-11-67
- Attempted Game: 103 by Duke, 12-15-56; by St. Joseph's, 3-12-60
- Percentage Game: 69.8% (30-43) by Rhode Island, 1-12-84
- High Made Season: 918 in 1974-75
- Low Made Season: 654 in 1953-54
- High Attempted Season: 2,487 in 1954-55
- Low Attempted Season: 1,519 in 1998-99
- High Percentage Season: 46.9% (762-1626) in 2014-15
- Low Percentage Season: 34.1% (773-2,262) in 1956-57

### Team 3-Point Field Goals

- Made Game: 16 by Temple, 2-10-91; Bowling Green, 3-12-97; Kentucky, 11-20-91
- Attempted Game: 39 by Marshall, 1-18-2000
- Percentage Game (min. 10 att.): 68.4 (13-19) by Pepperdine, 12-30-2001; (13-19) by Providence, 1-17-2004
- High Made Season: 230 in 1996-97
- Low Made Season: 55 in 1982-83
- High Attempted Season: 716 in 2000-01
- Low Attempted Season: 164 in 1982-83
- High Percentage Season: 36.5% (191-523) in 2014-15; (207-567) in 2003-04
- Low Percentage Season: 29.1% (172-592) in 2010-11

### Team Free Throws

- Made Game: 40 by Providence, 1-5-99
- Attempted Game: 59 by Providence, 1-5-99
- Percentage Game (min. 10 att.): 100% (21-21) by Robert Morris, 12-22-98
- High Made Season: 684 in 1955-56
- Low Made Season: 263 in 2005-06
- High Attempted Season: 1,012 in 1955-56
- Low Attempted Season: 368 in 2005-06
- High Percentage Season: 73.9% (624-844) in 1964-65
- Low Percentage Season: 62.1% (591-952) in 1954-55

### Team Rebounds

- Game: 75 by Northwestern, 12-27-58
- High Season: 1,503 in 1958-59
- Low Season: 816 in 1953-54

### Team Offensive Rebounds

- Game: 31 by Duquesne, 1-7-91; by Seton Hall, 2-22-97

### Team Assists

- Game: 32 by Maryland, 2-12-66
- High Season: 476 in 2004-05
- Low Season: 164 in 1956-57

### Team Steals

- Game: 20 by Providence, 1-5-99
- High Season: 294 in 2001-02
- Low Season: 154 in 2013-14

### Team Turnovers

- Game: 36 by VMI, 11-26-2014
- High Season: 678 in 2014-15
- Low Season: 416 in 2002-03

### Team Blocked Shots

- Game: 20 by Massachusetts, 1-3-95
- High Season: 146 in 2014-15
- Low Season: 72 in 1984-85

### Team Personal Fouls

- Game: 40 by George Washington, 3-2-62
- High Season: 813 in 2015-16
- Low Season: 449 in 1972-73

# TEAM GAME *Highs*

## SCORING

Points	Score	Opponent	Date
132	132-82	Alaska-Fairbanks	12-3-94
127	127-73	Virginia Tech	2-20-65
127	127-97	George Washington	2-25-67
125	125-64	St. Bonaventure	1-3-91
121	121-65	Hawaii	1-24-70
120	120-68	George Washington	1-13-62
117	117-74	VMI	2-24-54
117	117-83	William & Mary	2-26-60
116	116-94	St. Joseph's	1-26-91
114	114-67	Florida	1-30-63
114	114-85	Alabama A&M	11-22-97

### Field Goals Made

FGM	Opponent	Date
53	Alaska-Fairbanks	12-3-94
51	VMI	2-24-54
50	Salem	1-6-45
50	Virginia Tech	2-3-54
50	City College of New York	12-7-77
49	Virginia	2-21-53
49	George Washington	2-25-67
49	Hawaii	1-24-70
49	Bucknell	1-3-77
48	VMI	12-3-57
48	East Carolina	12-1-71
48	Adelphi	12-13-79
48	St. Leo	11-28-81
48	St. Bonventure	1-3-91

### Field Goals Attempted

FGA.	Opponent	Date
116	Washington & Lee	12-6-52
115	Washington & Lee	12-12-53
110	William & Mary	12-17-52
107	City College of New York	12-7-77
105	Villanova Tech	2-14-52
103	Virginia	2-21-53
103	East Carolina	12-1-71
102	Furman	1-25-58
102	Hawaii	1-24-70
102	St. Leo	11-28-81

### Field Goal Percentage

Pct..	Opponent	Date
68.0	Bowling Green	12-18-76
66.7	Oklahoma	12-22-2005
66.7	Duquesne	2-27-79
66.7	Duquesne	2-9-84
66.1	Penn State	1-26-84
65.6	Penn State	2-11-89
65.2	Rutgers	1-31-2007
65.0	Bowling Green	3-12-97
64.3	Syracuse	1-29-79
64.2	Dayton	11-30-97

### 3-Point Field Goals Made

3-FGM	Opponent	Date
20	Marquette	1-14-2006
18	Radford	12-19-2007
18	Louisville	3-26-2005
17	Providence	3-7-2007
17	Duquesne	12-9-2006
15	UL Monroe	12-13-2015
15	Prairie View A&M	11-18-2007
15	Cincinnati	1-20-2007
15	Villanova	1-3-2007
15	Texas	3-23-2006
15	LSU	11-26-2005

### 3-Point Field Goals Attempted

3-FGA	Opponent	Date
45	LSU	11-26-2005
41	Providence	2-20-2007
40	Cincinnati	1-20-2007
40	Pitt	2-5-2005
38	Marquette	1-14-2006
38	New Hampshire	12-21-2004
37	Notre Dame	1-9-2010
37	Villanova	1-3-2007
37	Kentucky	11-22-2005
36	UL Monroe	12-13-2015
36	St. John's	12-29-2010
36	Pitt	2-27-2006

### 3-Point Field Goal Percentage

3-FG Pct.	Opponent	Date
75.0	Purdue	1-1-2010
75.0	Ohio State	12-30-93
71.4	Massachusetts	1-8-92
71.4	St. John's	1-12-97
70.0	TCU	2-9-2013
69.2	Arkansas-Monticello	12-1-2001
66.7	St. John's	2-6-2010
66.7	Rutgers	1-31-2007
66.7	Louisville	3-26-2005
66.7	Penn State	1-28-87
66.7	Puerto Rico-Mayaguez	11-28-97
66.7	Rutgers	1-24-2001
66.7	St. Joseph's	2-9-83
66.7	Virginia Tech	12-22-84
66.7	St. Joseph's	1-6-88
66.7	Syracuse	12-4-96

### Free Throws Made

FTM	Opponent	Date
45	Mississippi Southern	12-14-56
44	George Washington	1-12-63
41	George Washington	2-6-60
37	St. John's	2-1-57
37	Pitt	2-22-58
36	Virginia Tech	1-6-55
36	Pitt	1-18-56
36	George Washington	3-2-62

### Free Throws Attempted

FTA	Opponent	Date
59	Mississippi Southern	12-14-56
56	George Washington	1-12-63
56	Virginia Tech	2-2-91
55	Pitt	2-22-58
55	George Washington	3-2-62
53	George Washington	3-1-58
52	New York University	2-4-54
51	Pitt	2-23-57
51	George Washington	2-6-60
51	Virginia Tech	2-20-65
51	Villanova	2-20-2001

### Free Throw Percentage

FT Pct.	Opponent	Date
100.0	Massachusetts	3-5-77
100.0	West Virginia Wesleyan	1-11-28
100.0	Notre Dame	2-2-2000
100.0	New Hampshire	12-21-2004
100.0	Colgate	2-20-19
100.0	St. Francis, Pa.	1-19-77
100.0	Rutgers	2-25-2004
100.0	Notre Dame	2-1-2006
100.0	Marquette	1-1-2011
94.7	Pitt	2-16-2012

### Rebounds

Rebounds	Opponent	Date
85	Duke	12-22-51
85	George Washington	2-6-60
84	VMI	1-9-56
82	Virginia	12-17-60
80	VMI	12-3-57
79	Richmond	2-11-52
79	Citadel	12-1-62
78	VMI	1-31-61
77	Columbia	12-10-71

### Offensive Rebounds

O-Rebounds	Opponent	Date
43	Washington & Lee	12-6-52
36	Duke	12-22-51
35	Richmond	2-11-52
32	VMI	2-1-52
31	Rutgers	1-27-2002
30	Monmouth	11-14-2014
30	William & Mary	12-20-51
30	VMI	2-7-53
29	North Carolina	2-6-52
29	Richmond	2-17-53
29	Davidson	12-9-2008
29	Loyola	12-2-2013

**Assists**

Assists	Opponent	Date
33	Washington & Lee	2-27-54
32	Virginia Tech	2-3-54
32	East Tennessee State	12-14-96
32	Alabama A&M	11-22-97
31	Maryland Eastern Shore	11-27-2007
31	New York University	1-3-52
28	Waynesburg	2-10-54
28	Richmond	2-25-76
28	City College of NY	12-7-77
28	Drexel	2-20-80
28	George Washington	1-26-89
28	Mount St. Mary's	12-28-93

**Steals**

Steals	Opponent	Date
26	VMI	11-26-2014
26	VMI	2-7-53
26	Rice	11-29-97
24	St. Bonaventure	1-3-91
23	Pitt	1-17-53
21	Prairie View A&M	11-18-2007
21	William & Mary	12-20-51
21	Virginia Tech	1-24-53
21	Adelphi	12-13-79
21	Wisconsin-Superior	12-15-81
21	James Madison	12-3-86

**Blocked Shots**

Blocks	Opponent	Date
14	Ohio Wesleyan	12-14-82
12	Drexel	2-20-80
12	St. Bonaventure	1-9-94
12	Bowling Green	12-18-99
12	Robert Morris	12-15-2001
11	Prairie View A&M	11-18-2007
11	Morgan State	12-22-95
10	Maryland	12-1-90
10	St. Joseph's	2-29-92
10	Maryland	12-5-92
10	Seton Hall	2-22-98
10	Providence	1-30-2000
10	IUPUI	12-17-2003
10	Georgetown	1-10-2004
10	Rhode Island	3-19-2004
10	Maryland Eastern Shore	11-27-2007
10	Seton Hall	2-17-2008
10	Cleveland State	12-6-2008
10	Oakland	12-12-2012

**Turnovers**

Turnovers	Opponent	Date
35	Notre Dame	12-29-69
33	Massachusetts	1-3-81
32	Northeast Missouri St.	11-27-87
32	Virginia Tech	12-16-89
31	Providence	1-5-99
30	Virginia	1-31-73
30	Pitt	1-15-83
29	Santa Clara	12-26-68
29	New Mexico	12-30-69
29	George Washington	1-10-81
29	Tulsa	3-23-81
29	Rutgers	1-16-2002

**Personal Fouls**

Fouls	Opponent	Date
41	Providence	1-5-99
34	TCU	1-24-2015
34	William & Mary	1-30-60
34	Syracuse	2-13-71
34	Rhode Island	1-12-84
34	Pitt	12-9-89

34	Rutgers	2-12-92
33	TCU	1-4-2016
33	TCU	1-3-2015
33	Marshall	12-27-87
33	William & Mary	3-3-61
33	Temple	1-28-84
33	Tulsa	3-23-81
33	Notre Dame	2-11-97



Da'Sean BUTLER

**MARGIN OF VICTORY**

Margin	Score	Opponent	Date
81	113-32	Salem	1-6-45
79	80-1	Waynesburg	2-4-05
66	110-44	Maryland Eastern Shore	11-27-2007
65	106-41	Prairie View A&M	11-18-2007
61	125-64	St. Bonaventure	1-3-91
60	83-23	Waynesburg	12-19-45
59	109-50	VMI	12-3-57
59	113-54	Wisconsin-Superior	12-15-81
58	88-30	St. Vincent	1-5-46
57	91-34	Bethany	1-25-47
56	60-4	Wilmerding YMCA	2-9-07
56	121-65	Hawaii	1-24-70



# TEAM SEASON

# Highs

## Scoring

Points	Season
2,884	1958-59
2,775	1959-60
2,769	2007-08
2,752	2009-10
2,749	2015-16
2,707	1990-91
2,647	1997-98
2,610	2006-07
2,562	1961-62
2,554	1962-63

## Scoring Average

Average	Season
89.52	1959-60
88.68	1970-71
87.32	1990-91
87.21	1966-67
86.89	1957-58
86.75	1971-72
86.54	1965-66
86.11	1960-61
85.40	1961-62
84.82	1958-59

## Field Goals Made

FGM	Season
1,075	1958-59
1,040	1959-60
1,027	1997-98
1,007	1990-91
985	1961-62
983	2007-08
972	1962-63
970	1966-67
951	1980-81
943	2015-16

## Field Goals Attempted

FGA	Season
2,355	1958-59
2,313	1961-62
2,265	1962-63
2,249	1959-60
2,237	1956-57
2,228	1997-98
2,215	1955-56
2,214	1951-52
2,190	2009-10
2,183	1952-53

## Field Goal Percentage

Pct.	Season
51.4	1988-89
49.2	1981-82
49.0	1990-91
48.6	1984-85
48.4	1983-84
48.1	1982-83
48.0	1976-77
48.0	1985-86

47.8	1975-76
47.6	1977-78

## 3-Point Field Goals Made

3-FGM	Season
371	2006-07
337	2005-06
319	2004-05
264	2007-08
258	2013-14
257	2009-10
236	2003-04
231	2008-09
227	2014-15
209	2015-16

## 3-Point Field Goals Attempted

3-FGA	Season
989	2006-07
967	2005-06
885	2004-05
762	2009-10
743	2007-08
719	2014-15
703	2008-09
678	2013-14
656	2003-04
643	2015-16

## 3-Point Field Goal Percentage

3-FG Pct.	Season
47.0	1984-85
44.5	1982-83
40.8	1989-90
38.3	1988-89
38.1	2013-14
37.5	2006-07
36.5	1991-92
36.0	2004-05
36.0	2003-04
35.5	2007-08

## Free Throws Made

FTM	Season
734	1958-59
704	1954-55
695	1959-60
680	1956-57
657	1955-56
654	2015-16
620	1963-64
611	2009-10
610	1962-63
603	1957-58

## Free Throws Attempted

FTA	Season
1,072	1958-59
1,007	1954-55
1,004	1955-56
973	1959-60
972	2015-16

969	1956-57
893	1961-62
889	1957-58
876	1963-64
868	2009-10

## Free Throw Percentage

FT Pct.	Season
74.5	2005-06
74.5	1930-31
74.2	2004-05
74.0	1976-77
73.7	1965-66
72.8	1964-65
72.6	1985-86
72.2	1962-63
72.1	2013-14
72.1	1969-70

## Rebounds

Rebounds	Season
1,680	1955-56
1,617	1954-55
1,563	1958-59
1,542	1959-60
1,487	1961-62
1,480	1956-57
1,467	2009-10
1,448	1962-63
1,446	1951-52
1,445	1957-58

## Offensive Rebounds

Off.Reb.	Season
585	2009-10
575	2014-15
558	2015-16
554	1997-98
532	2008-09
493	2011-12
491	1993-94
478	1996-97
469	2010-11
468	1986-87

## Rebounding Average

RPG	Season
56.00	1955-56
53.90	1954-55
53.56	1951-52
51.61	1957-58
49.74	1959-60
49.57	1961-62
49.54	1952-53
49.48	1960-61
49.33	1956-57
46.71	1962-63

## Assists

Assists	Season
633	2006-07
589	2009-10

578	2004-05
576	2005-06
571	2007-08
554	1990-91
546	1991-92
532	1988-89
530	2008-09
529	1996-97

## Steals

Steals	Season
407	1997-98
376	2014-15
343	2015-16
322	1990-91
309	1996-97
295	2006-07
293	1988-89
283	1991-92
280	2004-05
276	1986-87

## Blocked Shots

Blocks	Season
188	2007-08
176	2003-04
159	2008-09
155	2009-10
142	1993-94
136	2010-11
131	1992-93
130	1991-92
130	2004-05
126	2006-07

## Turnovers

Turnovers	Season
562	1980-81
559	1982-83
526	1990-91
525	1983-84
518	1984-85
514	1991-92
498	2015-16
496	2001-02
492	1988-89
491	1987-88
491	1998-99

## Personal Fouls

Fouls	Season
822	2015-16
821	2014-15
768	1991-92
710	2007-08
701	1990-91
691	1959-60
686	2009-10
684	2013-14
681	1958-59
681	1980-81



# SITE *Records*

## HOME

### Team Points

- Most: 132 vs. Alaska-Fairbanks, 11-25-94
- Most by Opp: 107 by Notre Dame, 2-20-71
- Most in a Half: 69 vs. Virginia Tech, 2-20-65; George Washington, 12-4-65; Alaska-Fairbanks, 11-25-94
- Fewest in a Half: 2 vs. Pitt, 1-17-31
- Two-Team High: 224 vs. George Washington (127-97), 2-25-67
- Two-Team Low: 29 vs. Penn State (16-13), 1906

### Team Field Goals

- Most: 53 vs. Alaska-Fairbanks, 11-25-94

### Team 3-Point Field Goals

- Most: 20 vs. Marquette, 1-14-2006

### Team Free Throws

- Most Made: 41 vs. George Washington, 2-6-60
- Most Made by Opp: 39 by Rhode Island, 2-22-86
- Fewest Made: 1 vs. Washington & Jefferson, 3-10-24
- Most Attempts: 55 vs. Pitt, 2-22-58
- Fewest Attempts: 0 vs. Salem, 1-27-51
- Most Missed: 22 vs. Pitt, 2-12-69; Rutgers, 1-14-89
- Fewest Missed: 1 vs. Ohio Wesleyan, 2-12-49; Georgia, 12-2-98; Rutgers, 1-17-2001; Georgetown, 3-1-2010

### Team Rebounds

- Most: 85 vs. George Washington, 2-6-60

### Team Personal Fouls

- Most: 38 vs. Penn State, 3-5-51
- Fewest: 2 vs. Marietta, 2-17-38
- Two-Team High: 68 vs. Pitt (32-36), 2-12-64; George Washington (31-37), 2-23-83

### Team Miscellaneous

- Winning Streak: 57 from last game of 1944 to last game of 1949
- Losing Streak: 5 in 1999; 1954
- Overtime Periods: 3 vs. Penn State, 1939; Virginia Tech, 1-26-72; Manhattan, 2-27-74; Virginia Tech, 2-2-83

### Individual Points

- Most in a Half: 37 by Mark Workman vs. Virginia Military, 2-1-52
- Most: 54 by Rod Hundley vs. Furman, 1-5-57

### Individual Field Goals

- Most: 22 by Mark Workman vs. Salem, 1-27-51; Rod Hundley vs. Furman, 1-5-57

### Individual 3-Point Field Goals

- Most: 9 by Alex Ruoff vs. Radford, 12-23-08

### Individual Free Throws

- Most Made: 18 by Juwan Staten vs. Kansas State, 2-1-2014
- Most Made by Opp: 18 by Joe Holup of George Washington, 3-6-54; by Kenny Foster of Richmond, 12-6-69
- Most Attempts: 21 by Juwan Staten vs. Kansas State, 2-1-2014
- Most Attempts by Opp: 24 by Jim Anderson of Carnegie Tech, 2-21-23
- Best Percent: 100% (14-14) by Skip Kintz vs. Davidson, 2-4-69
- Most Missed by Opp: 11 by Dick Markowitz of George Washington, 2-6-60

### Individual Rebounds

- Most: 31 by Jerry West vs. George Washington, 2-6-60

### Individual Assists

- Most: 16 by Steve Berger vs. Pitt, 12-9-89

### Individual Steals

- Most: 11 by Drew Schifino vs. Arkansas-Monticello, 12-1-2001

### Individual Blocked Shots

- Most: 9 by D'or Fischer vs. Rhode Island, 3-19-2004

### Individual Turnovers

- Most: 9, 12 times. Most recent by Jonathan Hargett vs. Duquesne, 12-19-2001

## AWAY

### Team Points

- Most: 120 vs. George Washington, 1-13-62
- Most by Opp: 118 Northwestern (2OT), 12-27-58; by Syracuse, 2-11-67
- Most in a Half: 72 vs. William & Mary, 2-26-60
- Fewest: 5 vs. Allegheny, 1904; Allegheny, 1905; Smith Skating, 1907
- Two-Team High: 227 vs. Northwestern (109-118/2OT), 12-27-58

### Team Field Goals

- Most: 51 vs. Virginia Military, 2-24-54
- Fewest: 3 vs. Grove City, 1-23-26

### Team 3-Point Field Goals

- Most: 18 vs. Louisville, 3-26-2005; vs. Radford, 12-19-2007

### Team Free Throws

- Most Made: 45 vs. Mississippi Southern, 12-14-56
- Fewest Made: 0 vs. Allegheny, 1-17-25; Fordham, 2-4-43; Syracuse, 2-20-2006
- Most Attempts: 59 vs. Mississippi Southern, 12-14-56

### Team Rebounds

- Most: 76 vs. Purdue, 12-28-61

### Team Miscellaneous

- Winning Streak: 11 in 1988-89
- Losing Streak: 12 in 1950-51

### Individual Points

- Most in a Half: 35 by Rod Hundley vs. Wake Forest, 12-28-54
- Most: 47 by Rod Hundley vs. Wake Forest, 12-28-54
- Most by Opp: 55 by Austin Carr of Notre Dame, 2-21-70

### Individual Field Goals

- Most: 18 by Wil Robinson vs. Furman, 2-21-72

### Individual 3-Point Field Goals

- Most: 8 by Chris Leonard vs. Marshall, 1-22-92

### Individual Free Throws

- Most Made: 18 by Rod Thorn vs. George Washington, 1-12-63
- Most Made by Opp: 17 by Barry Kramer of New York U., 3-16-63
- Best Percent: 100% (14-14) by Pervires Greene vs. Ohio State, 12-30-93
- Best Percent by Opp: 100% (10-10) Tony Costner of St. Joseph's, 3-1-84; Kwame Evans of George Washington, 2-1-94; John Celestand of Villanova, 12-12-98
- Most Attempts: 23 by Rod Thorn vs. George Washington, 1-12-63
- Most Attempts by Opp: 21 by Adrian Dantley of Notre Dame, 2-14-76

### Individual Rebounds

- Most: 31 by Mack Isner vs. Virginia Tech, 2-14-52

### Individual Assists

- Most: 15 by Ron Williams vs. Davidson, 3-4-67

### Individual Steals

- Most: 9 by Mike Boyd vs. UNC Charlotte, 12-21-90

### Individual Blocked Shots

- Most: 8 by D'or Fischer vs. James Madison, 11-24-2003

### Individual Turnovers

- Most: 12 by Levi Phillips vs. Villanova, 2-2-74

# WVU COLISEUM *Records*

## Individual Points

- Most in a Half: 26 by Stan Boskovich vs. Illinois State, 3-1-75
- Most: 45 by Wil Robinson vs. Penn State, 2-24-71
- Most in a Half by Opp: 29 by Gary Trent of Ohio, 12-18-93
- Most by Opp: 47 by Austin Carr of Notre Dame, 2-20-71

## Individual Field Goals

- Most: 17 by Wil Robinson vs. Virginia Tech, 1-26-72; Wil Robinson vs. Penn State, 2-24-71
- Most by Opp: 18 by Austin Carr of Notre Dame, 2-20-71

## Individual 3-Point Field Goals

- Most: 9 by Alex Ruoff vs. Radford, 12-23-2008
- Most by Opp: 7 by James Flint of St. Joseph's, 2-22-87; Darius Lane of Seton Hall, 1-27-2001; Will Walker of DePaul, 3-4-2009; Dusty Hannahs of Texas Tech, 1-22-2014

## Individual Free Throws

- Most: 18 by Juwan Staten vs. Kansas State, 2-1-2014
- Most by Opp: 15 by Gary Trent of Ohio U., 12-18-93; by Andrew Wiggins of Kansas, 3-8-2014
- Most Attempted: 21 by Juwan Staten vs. Kansas State, 2-1-2014
- Most Attempted by Opp: 23 by Brian Shorter of Pitt, 12-9-89

- Most Missed: 9 by Darryl Prue vs. Duquesne, 3-1-87
- Most Missed by Opp: 12 by Brian Shorter of Pitt, 12-9-89
- Best Percentage: 100% (11-11) by Bob Huggins vs. Duquesne, 12-7-76
- Best Percent by Opp: 100% (12-12) by Barry Parkhill of Virginia, 12-12-70

## Individual Rebounds

- Most: 23 by Larry Harris vs. Rhode Island, 1-23-71
- Most by Opp: 23 by Rudy Hackett of Syracuse, 2-11-74

## Individual Assists

- Most: 16 by Steve Berger vs. Pitt, 12-9-89
- Most by Opp: 15 by Carl Krauser of Pitt, 2-5-05

## Team Points

- Most: 132 vs. Alaska-Fairbanks, 11-25-94
- Most by Opp: 107 by Notre Dame, 2-20-71
- Fewest: 38 vs. Duquesne, 2-6-80
- Fewest by Opp: 33 by Washington & Jefferson, 12-3-2005
- Most in a Half: 69 vs. Alaska-Fairbanks, 11-25-94
- Most in a Half by Opp: 63 by Kentucky, 12-7-70
- Fewest in a Half: 12 vs. Duquesne, 2-6-80
- Fewest in a Half by Opp: 8 by Washington & Jefferson, 12-3-2005
- Two-Teams: 214 vs. Alaska-Fairbanks (132-82), 11-25-94

- Lowest Two-Team: 83 vs. Maryland (41-42), 12-12-85
- Margin of Victory: 61 by WVU vs. St. Bonaventure (125-64), 1-3-91
- Margin of Victory by Opp.: 35 by Connecticut (80-45), 1-9-99

## Team Field Goals

- Most: 53 vs. Alaska-Fairbanks, 11-25-94
- Most by Opp: 46 by Illinois State, 3-1-75

## Team 3-Point Field Goals

- Most: 20 vs. Marquette, 1-14-2006
- Most by Opp: 16 by Bowling Green, 3-12-97

## Team Free Throws

- Most Made: 35 vs. Virginia Tech, 2-2-91; George Washington, 2-23-83; Pitt, 1-20-79
- Most Made by Opp: 39 by Rhode Island, 2-22-86
- Fewest Made: 1 vs. Syracuse, 2-11-78; Notre Dame, 2-8-2012
- Fewest Made by Opp: 0 by Rutgers, 1-15-97; by Delaware State, 3-13-2007
- Most Attempted: 56 vs. Virginia Tech, 2-2-91
- Most Attempted by Opp: 51 by Pitt, 12-9-89
- Fewest Attempted: 3 vs. Notre Dame, 2-8-2012; Georgia, 12-2-98; Syracuse, 2-11-78
- Fewest Attempted by Opp: 0 by Delaware State, 3-13-2007
- Most Missed: 22 vs. Rutgers, 1-14-89
- Most Missed by Opp: 19 by Pitt, 12-14-91; Pitt, 12-9-89
- Fewest Missed: 1 vs. Georgetown, 3-1-2010; vs. Georgia, 12-2-98; Rutgers, 1-17-01; Cincinnati, 2-4-2006
- Fewest Missed by Opp: 0 by Robert Morris (21-21), 12-22-98; Robert Morris (7-7), 12-19-96; St. Joseph's (13-13), 12-21-87; Penn State (6-6), 2-19-75

## Team Rebounds


- Most: 77 vs. Columbia, 12-10-71
- Most by Opp: 62 by Virginia Tech, 3-6-71

## Team Personal Fouls

- Most: 34 vs. TCU; 1-24-2015; Pitt, 12-9-89
- Most by Opp: 37 by Virginia Tech, 2-2-91; George Washington, 2-23-83
- Fewest: 3 vs. Washington & Jefferson, 12-3-2005
- Fewest by Opp: 6 by Buffalo, 12-11-91
- Most by Two-Teams: 68 vs. George Washington, 2-23-83
- Fewest by Two-Teams: 15 vs. Washington & Jefferson, 12-3-2005

## Team Miscellaneous

- Home Attendance: 173,281 in 2010 (14 games)
- Average Home Attendance: 12,377 in 2010 (14 games)
- Largest Crowd: 16,704 vs. Pitt, 2-24-82
- Winning Streak: 39 from 1980-83
- Overtime Periods: 3 vs. Virginia Tech, 2-2-83; Manhattan, 2-27-74; Virginia Tech, 1-26-72



Stan BOSKOVICH

# YEAR-BY-YEAR *Records*

Year	W/L	Points		Head Coach	Captain
		WVU	Opp.		
1903-04	4-3	140	131	John A. Purinton	Otis Cole
1904-05	6-9	434	337	Anthony Chez	James Groninger
1905-06	5-4	279	207	Anthony Chez	Shelby Taylor
1906-07	4-8	263	365	Anthony Chez	Earl Mason
1907-08	3-7	269	304	James Jenkins	Earle Percy
1908-14					NO BASKETBALL
1914-15	10-10	597	510	George Pyle	Stuart Race
1915-16	11-7	614	497	George Pyle	Clay B. Hite
1916-17	8-8	576	413	George Pyle	Frank Ice
1917-18	4-13	448	503	H.P. Mullenex	Jack Lattener
1918-19	8-8	608	510	H.P. Mullenex	Ira E. Rodgers
1919-20	12-10	603	601	Francis Stadsvoid	William Morrison
1920-21	11-9	605	614	Francis Stadsvoid	Homer Martin
1921-22	8-13	575	635	Francis Stadsvoid	Clem Kiger
1922-23	12-7	466	459	Francis Stadsvoid	Douglas Bowers
1923-24	14-2	497	369	Francis Stadsvoid	Pierre Hill
1924-25	6-11	423	483	Francis Stadsvoid	Roy M. Hawley
1925-26	10-11	569	641	Francis Stadsvoid	Nate Rohrbough
1926-27	10-8	555	517	Francis Stadsvoid	Wease Ashworth
1927-28	13-7	753	681	Francis Stadsvoid	Truehart Taylor
1928-29	16-6	862	714	Francis Stadsvoid	Jim Black
1929-30	11-10	725	662	Francis Stadsvoid	Marshall Glenn
1930-31	9-11	657	641	Francis Stadsvoid	Lawrence Plaster
1931-32	7-14	644	708	Francis Stadsvoid	John Doyle
1932-33	10-14	840	839	Francis Stadsvoid	Wilbur Sortet
1933-34	14-5	670	515	Marshall Glenn	Bill Klug, Jess Weiner
1934-35	16-6	868	615	Marshall Glenn	Joe Stydahar
1935-36	16-8	974	874	Marshall Glenn	Albert Colebank
1936-37	9-14	877	897	Marshall Glenn	John Phares
1937-38	6-13	697	739	Marshall Glenn	Syd Marcus
1938-39	10-9	823	778	Dyke Raese	Harry Lothes
1939-40	13-6	880	768	Dyke Raese	Homer Brooks, Steve Chepko
1940-41	13-10	1,079	986	Dyke Raese	Sam Mandich
1941-42	19-4	1,225	921	Dyke Raese	Rudy Baric
1942-43	14-7	1,104	931	Rudy Baric	Scotty Hamilton
1943-44	8-11	951	952	Harry Lothes	None
1944-45	12-6	1,019	857	John Brickels	None
1945-46	24-3	1,713	1,136	Lee Patton	Bobby Carroll
1946-47	19-3	1,602	1,079	Lee Patton	Leland Byrd
1947-48	17-3	1,329	1,035	Lee Patton	Clyde Green, Fred Schaus
1948-49	18-6	1,530	1,257	Lee Patton	Fred Schaus
1949-50	13-11	1,381	1,385	Lee Patton	Eddie Beach, Eddie Sterling
1950-51	18-9	1,985	1,747	Red Brown	Frank Rodriguez, Jack Shockey
1951-52	23-4	2,172	1,717	Red Brown	Jim Coalter
1952-53	19-7	2,162	1,926	Red Brown	Jim Sottile
1953-54	12-11	1,899	1,747	Red Brown	Red Holmes
1954-55	19-11	2,406	2,378	Fred Schaus	Frank Spadafore, Pete White
1955-56	21-9	2,369	2,231	Fred Schaus	Willie Bergines, Garry Mullens Paul Witting
1956-57	25-5	2,524	2,144	Fred Schaus	Rod Hundley, Clayce Kishbaugh
1957-58	26-2	2,433	1,917	Fred Schaus	Joedy Gardner Lloyd Sharrar, Don Vincent
1958-59	29-5	2,884	2,462	Fred Schaus	Ron Retton, Bob Smith
1959-60	26-5	2,775	2,351	Fred Schaus	Willie Akers, Jerry West
1960-61	23-4	2,325	2,100	George King	Lee Patrone, Jim Ritchie
1961-62	24-6	2,562	2,221	George King	Paul Miller, Kenny Ward
1962-63	23-8	2,554	2,311	George King	Rod Thorn
1963-64	18-10	2,178	2,108	George King	Tom Lowry, Don Weir, Mike Wolfe
1964-65	14-15	2,315	2,322	George King	Bob Camp
1965-66	19-9	2,423	2,334	Bucky Waters	John Cavacini, John Leshar Bill Ryczaj, Gary Shaffer
1966-67	19-9	2,442	2,248	Bucky Waters	Ron Williams
1967-68	19-9	2,260	2,118	Bucky Waters	Ron Williams
1968-69	12-14	2,015	2,095	Bucky Waters	Greg Ludwig

Year	W/L	Points		Head Coach	Captain
		WVU	Opp.		
1969-70	11-15	2,139	2,167	Sonny Moran	Bob Hummell
1970-71	13-12	2,217	2,218	Sonny Moran	Wil Robinson
1971-72	13-11	2,082	1,998	Sonny Moran	Wil Robinson
1972-73	10-15	1,662	1,768	Sonny Moran	Jerome Anderson
1973-74	10-15	1,922	2,013	Sonny Moran	Jerome Anderson, Levi Phillips
1974-75	14-13	2,197	2,124	Joedy Gardner	Jerome Anderson, Scott McDonald
1975-76	15-13	2,245	2,171	Joedy Gardner	Warren Baker, Stan Boskovich
1976-77	18-11	2,365	2,168	Joedy Gardner	Russell Chapman Bob Huggins, Tony Robertson
1977-78	12-16	2,127	2,113	Joedy Gardner	Maurice Robinson
1978-79	16-12	1,995	2,012	Gale Catlett	Dave Allara, Junius Lewis
1979-80	15-14	2,125	2,002	Gale Catlett	Joe Fryz, Lowes Moore
1980-81	23-10	2,457	2,186	Gale Catlett	Greg Nance
1981-82	27-4	2,299	1,973	Gale Catlett	Phil Collins, Donnie Gipson Noah Moore
1982-83	23-8	2,477	2,192	Gale Catlett	Greg Jones, Russel Todd
1983-84	20-12	2,320	2,211	Gale Catlett	Tim Kearney, Lester Rowe
1984-85	20-9	1,999	1,867	Gale Catlett	Dale Blaney, Lester Rowe
1985-86	22-11	2,307	2,100	Gale Catlett	Dale Blaney, Renardo Brown Vernon Odom
1986-87	23-8	2,130	1,883	Gale Catlett	None
1987-88	18-14	2,256	2,111	Gale Catlett	None
1988-89	26-5	2,422	2,053	Gale Catlett	Herbie Brooks, Darryl Prue
1989-90	16-12	2,190	2,062	Gale Catlett	Steve Berger
1990-91	17-14	2,707	2,492	Gale Catlett	Chris Brooks, Charles Becton
1991-92	20-12	2,552	2,390	Gale Catlett	Chris Leonard, Tracy Shelton
1992-93	17-12	2,216	2,053	Gale Catlett	Jeremy Bodkin, Matt Roadcap Tracy Shelton
1993-94	17-12	2,260	2,143	Gale Catlett	None
1994-95	13-13	2,010	2,010	Gale Catlett	None
1995-96	12-15	2,152	2,077	Gale Catlett	Seldon Jefferson, Cyrus Jones
1996-97	21-10	2,502	2,282	Gale Catlett	Seldon Jefferson, Damian Owens
1997-98	24-9	2,647	2,282	Gale Catlett	Damian Owens, Adrian Pledger Brent Solheim, Jarrod West
1998-99	10-19	1,934	2,063	Gale Catlett	Tom Beynon, Marcus Gore Elton Scott
1999-00	14-14	1,974	2,012	Gale Catlett	Marcus Gore
2000-01	17-12	2,139	2,141	Gale Catlett	Lionel Armstead, Brooks Berry Calvin Bowman, Chris Moss
2001-02	8-20	2,045	2,209	Gale Catlett	Chris Moss, John Oliver
2002-03	14-15	1,937	2,017	John Beilein	Chaz Briggs, Josh Yeager
2003-04	17-14	2,035	2,041	John Beilein	Jonathan Curran, Tyrone Sally
2004-05	24-11	2,501	2,335	John Beilein	Johannes Herber, J.D. Collins Tyrone Sally
2005-06	22-11	2,334	2,093	John Beilein	Patrick Beilein, J.D. Collins Mike Gansey, Johannes Herber Kevin Pittsnogle
2006-07	27-9	2,610	2,245	John Beilein	Darris Nichols, Rob Summers Frank Young
2007-08	26-11	2,769	2,352	Bob Huggins	Darris Nichols, Jamie Smalligan
2008-09	23-12	2,521	2,163	Bob Huggins	Da'Sean Butler, Alex Ruoff
2009-10	31-7	2,752	2,414	Bob Huggins	Da'Sean Butler, Wellington Smith
2010-11	21-12	2,303	2,134	Bob Huggins	John Flowers, Joe Mazzulla Cam Thoroughman
2011-12	19-14	2,346	2,194	Bob Huggins	Darryl Bryant, Kevin Jones
2012-13	13-19	2,116	2,178	Bob Huggins	Kevin Noreen
2013-14	17-16	2,546	2,422	Bob Huggins	Gary Browne, Kevin Noreen Juwan Staten
2014-15	25-10	2,542	2,338	Bob Huggins	Gary Browne, Juwan Staten
2015-16	26-9	2,749	2,335	Bob Huggins	Jevon Carter, Daxter Miles Jr.

**Totals**

All-Time Record/107 Seasons .....	1,702-1,059
Points Scored By WVU .....	183,538
Points Scored Against WVU .....	169,381

## Scoring Leaders

Year		Avg.
1905	Shelby Taylor	13.0
1906	Otis Cole	9.0
1907	Robert Strickler	5.0
1908	Richard Nebinger	13.0
1915	Eugene Kersting	9.9
1916	Ross H. Tuckwiller	7.5
1917	Frank Ice	8.1
1918	Harry Whetsell	5.2
1919	Homer Martin	16.9
1920	William Morrison	8.5
1921	Homer Martin	14.6
1922	Pierre Hill	12.8
1923	Pierre Hill	11.4
1924	Fred Funk	9.2
1925	Fred Funk	7.0
1926	Wease Ashworth	7.5
1927	Rudolph Hagberg	7.1
1928	Truehart Taylor	12.9
1929	Marshall Glenn	12.4
1930	Marshall Glenn	10.3
1931	Edwin Bartrug	6.7
1932	Edward Cubbon	9.6
1933	Joseph Stydahar	12.5
1934	Joseph Stydahar	10.5
1935	Jack Gocke	10.5
1936	Jack Gocke	11.1
1937	Jack Gocke	11.9
1938	Homer Brooks	10.6
1939	Homer Brooks	13.2
1940	James Ruch	10.9
1941	James Ruch	12.5
1942	Rudy Baric	14.4
1943	Joseph Walshall	18.0
1944	Earl Allara	9.5
1945	Bob Carroll	12.2
1946	Leland Byrd	11.3
1947	Fred Schaus	16.9
1948	Edward Beach	14.1
1949	Fred Schaus	18.4
1950	Mark Workman	11.3
1951	Mark Workman	26.1
1952	Mark Workman	23.1
1953	Jim Sottile	19.3
1954	Eddie Becker	18.7
1955	Rod Hundley	23.7
1956	Rod Hundley	26.6
1957	Rod Hundley	23.1
1958	Jerry West	17.8
1959	Jerry West	26.6
1960	Jerry West	29.3
1961	Rod Thorn	18.5
1962	Rod Thorn	23.7
1963	Rod Thorn	22.5
1964	Tom Lowry	15.6
1965	Robert Camp	15.9
1966	Ron Williams	19.7
1967	Ron Williams	20.1
1968	Ron Williams	20.4
1969	Bob Hummell	15.5
1970	Wil Robinson	20.0
1971	Wil Robinson	25.0
1972	Wil Robinson	29.4
1973	Warren Baker	16.6
1974	Warren Baker	17.7
1975	Stan Boskovich	17.6
1976	Tony Robertson	17.9
1977	Tony Robertson	18.1
1978	Lowes Moore	21.3
1979	Lowes Moore	17.3
1980	Lowes Moore	16.4
1981	Greg Jones	15.5
1982	Greg Jones	15.0
1983	Greg Jones	22.3
1984	Lester Rowe	15.6
1985	Lester Rowe	14.4
1986	Dale Blaney	17.0
1987	Wayne Yearwood	12.9
1988	Chris Brooks	12.6
1989	Herbie Brooks	14.7
1990	Tracy Shelton	17.8
1991	Chris Brooks	16.7

1992	Chris Leonard	17.2
1993	Pervires Greene	15.1
1994	Pervires Greene	18.6
1995	Seldon Jefferson	14.9
1996	Damian Owens	14.6
1997	Seldon Jefferson	15.6
1998	Damian Owens	16.5
1999	Marcus Goree	16.5
2000	Marcus Goree	14.5
2001	Calvin Bowman	17.6
2002	Chris Moss	17.5
2003	Drew Schifino	20.1
2004	D'or Fischer	10.8
2005	Tyrone Sally	12.2
2006	Kevin Pittsnogle	19.3
2007	Frank Young	15.3
2008	Joe Alexander	16.9
2009	Da'Sean Butler	17.1
2010	Da'Sean Butler	17.2
2011	Casey Mitchell	13.6
2012	Kevin Jones	19.9
2013	Eron Harris	9.8
2014	Juwan Staten	18.1
2015	Juwan Staten	14.2
2016	Jaysean Paige	13.7

## Rebound Leaders

Year		Avg.
1952	Mark Workman	17.5
1953	Mack Isner	10.4
1954	Mack Isner	6.9
1955	Pete White	12.0
1956	Rod Hundley	13.1
1957	Lloyd Sharrar	14.8
1958	Lloyd Sharrar	13.8
1959	Jerry West	12.3
1960	Jerry West	16.5
1961	Rod Thorn	12.5
1962	Rod Thorn	12.1
1963	Tom Lowry	9.6
1964	Tom Lowry	10.5
1965	Robert Camp	9.8
1966	Bob Benfield	9.7
1967	Bob Benfield	11.5
1968	Carey Bailey	10.5
1969	Carey Bailey	10.2
1970	Larry Woods	9.1
1971	Sam Oglesby	9.5
1972	Mike Heitz	9.0
1973	Warren Baker	11.2
1974	Warren Baker	13.1
1975	Warren Baker	10.4
1976	Warren Baker	6.6
1977	Maurice Robinson	9.8
1978	Maurice Robinson	12.1
1979	Junius Lewis	6.4
1980	Greg Nance	7.6
1981	Greg Nance	6.9
1982	Russel Todd	5.5
1982	Lester Rowe	5.5
1983	Russel Todd	8.1
1984	Lester Rowe	6.9
1985	Lester Rowe	7.0
1986	Darrell Pinckney	6.0
1987	Darryl Prue	6.9
1988	Darryl Prue	8.2
1989	Ray Foster	6.8
1990	Charles Becton	7.6
1991	Chris Brooks	8.0
1992	Ricky Robinson	7.2
1993	Ricky Robinson	7.7
1994	Ricky Robinson	8.1
1995	Damian Owens	7.5
1996	Damian Owens	8.3
1997	Gordon Malone	8.6
1998	Brian Lewin	7.6
1999	Marcus Goree	7.9
2000	Marcus Goree	8.2
2001	Calvin Bowman	9.7
2002	Chris Moss	8.0
2003	Kevin Pittsnogle	4.8
2004	D'or Fischer	6.2
2005	Mike Gansey	5.1
2006	Mike Gansey	5.7

2007	Rob Summers	4.6
2008	Joe Alexander	6.4
2009	Devin Ebanks	7.8
2010	Devin Ebanks	8.1
2011	Kevin Jones	7.5
2012	Kevin Jones	10.9
2013	Aaric Murray	5.9
2014	Devin Williams	7.2
2015	Devin Williams	8.1
2016	Devin Williams	9.5

## Assist Leaders

Year		Avg.
1952	Ralph Holmes	6.2
1953	Not Available	
1954	Ralph Holmes	4.9
1955	Rod Hundley	3.7
1956	Rod Hundley	3.4
1957	Rod Hundley	4.3
1958	Bob Smith	3.7
1959	Bob Smith	3.3
1960	Jerry West	4.3
1961	Lee Patrone	3.5
1962	Rod Thorn	4.1
1963	Rod Thorn	4.2
1964	Ricky Ray	3.4
1965	Bob Camp	2.5
1966	Ron Williams	5.5
1967	Ron Williams	7.0
1968	Ron Williams	5.5
1969	Wayne Grimm	2.9
1970	Bob Hummell	3.9
1971	Levi Phillips	3.2
1972	Curt Price	3.3
1973	Jerome Anderson	3.2
1974	Levi Phillips	5.3
1975	Earnest Hall	3.4
1976	Tony Robertson	3.6
1977	Bob Huggins	3.8
1978	Lowes Moore	3.5
1979	Lowes Moore	2.7
1980	Lowes Moore	4.4
1981	Greg Jones	4.7
1982	Greg Jones	3.6
1983	Greg Jones	4.1
1984	Dale Blaney	3.7
1985	Holman Harley	3.3
1986	Holman Harley	4.5
1987	Steve Berger	2.5
1988	Steve Berger	3.8
1989	Steve Berger	6.2
1990	Steve Berger	6.5
1991	Mike Boyd	5.8
1992	Marsalis Basey	5.3
1993	Marsalis Basey	5.4
1994	Marsalis Basey	5.1
1995	Seldon Jefferson	4.3
1996	Seldon Jefferson	5.1
1997	Seldon Jefferson	4.6
1998	Jarrod West	4.1
1999	Jarrett Kearsse	4.4
2000	Tim Lyles	4.5
2001	Tim Lyles	5.4
2002	Jonathan Hargett	4.6
2003	Johannes Herber	3.8
2004	Johannes Herber	3.3
2005	J.D. Collins	3.3
2006	Johannes Herber	4.4
2007	Alex Ruoff	5.3
2008	Darris Nichols	3.2
2009	Alex Ruoff	3.4
2010	Da'Sean Butler	3.1
2011	Joe Mazzulla	4.2
2012	Jabarie Hinds	3.3
2013	Juwan Staten	3.3
2014	Juwan Staten	5.8
2015	Juwan Staten	4.6
2016	Jevon Carter	3.3

## Steals Leaders

Year		Avg.
1978	Lowes Moore	1.6
1979	Joe Fryz	1.3
1980	Lowes Moore	1.8

1981	Greg Jones	2.2
1982	Greg Jones	1.9
1983	Greg Jones	2.9
1984	Dale Blaney	1.3
1985	Renardo Brown	1.7
1986	Holman Harley	1.8
1987	Darryl Prue	2.1
1988	Darryl Prue	2.1
1989	Steve Berger	2.2
1990	Steve Berger	1.8
	Tracy Shelton	1.8
1991	Mike Boyd	2.1
1992	Mike Boyd	1.8
1993	Marsalis Basey	1.8
1994	Marsalis Basey	2.0
1995	Seldon Jefferson	2.0
1996	Damian Owens	1.7
1997	Damian Owens	2.1
1998	Damian Owens	3.0
1999	Elton Scott	2.7
2000	Marcus Goree	1.6
2001	Calvin Bowman	1.2
2002	Drew Schifino	2.0
2003	J.D. Collins	1.4
2004	Johannes Herber	1.4
2005	Johannes Herber/Mike Gansey	1.6
2006	Mike Gansey	1.9
2007	Alex Ruoff	2.0
2008	Alex Ruoff	1.5
2009	Alex Ruoff	1.7
2010	Devin Ebanks	1.1
2011	Darryl Bryant	0.9
2012	Jabarie Hinds	1.7
2013	Juwan Staten	1.2
2014	Juwan Staten	1.2
2015	Jevon Carter	1.9
2016	Jevon Carter	1.7

## Blocked Shot Leaders

Year		Avg.
1978	Maurice Robinson	1.0
1979	Junius Lewis	0.7
1980	Greg Nance	0.8
1981	Greg Nance	0.8
1982	Donnie Gipson	0.8
1983	Tim Kearney	1.6
1984	Tim Kearney	1.3
1985	Darrell Pinckney	0.9
1986	Darrell Pinckney	0.6
1987	Darrell Pinckney	1.5
1988	Darryl Prue	1.0
1989	Ray Foster	1.1
1990	Chris Brooks	0.6
1991	Pervires Greene	1.1
1992	Pervires Greene	1.2
1993	Phil Wilson	2.0
1994	Phil Wilson	1.9
1995	Leon Agnew	1.0
	Brent Solheim	1.0
1996	Damian Owens	1.2
1997	Gordon Malone	1.1
1998	Marcus Goree	1.1
1999	Marcus Goree	1.4
2000	Marcus Goree	2.5
2001	Calvin Bowman	1.1
2002	Chris Moss	0.8
2003	Kevin Pittsnogle	1.3
2004	D'or Fischer	4.0
2005	D'or Fischer	1.9
2006	Kevin Pittsnogle	1.2
2007	Joe Alexander	1.1
2008	Wellington Smith	1.6
2009	Wellington Smith	1.5
2010	Wellington Smith	1.0
2011	John Flowers	2.2
2012	Kevin Jones	1.0
2013	Aaric Murray	1.5
2014	Brandon Watkins	0.8
2015	Jonathan Holton	0.8
2016	Esa Ahmad	0.6





# ALL-TIME

## Scores 1904-2016

### HOW IT ALL BEGAN - BY BUCK MARTIN

In 1903 intercollegiate basketball got its start at West Virginia University, primarily through the efforts of one student, John Alden Purinton, who had transferred to WVU from Denison College in Ohio, where he had played the sport.

Purinton was the son of Dr. Daniel Boardman Purinton, who was WVU's president and for whom the Purinton House of the Downtown Campus was named.

Purinton talked it up among some of his interested fellow students and then served as manager/coach of West Virginia University's first team.

WVU had "class" basketball teams for several years prior to 1904 and thus a nucleus of players was available. Those teams played in the basement of the Old Commencement Hall, later called Reynolds Hall, located facing the main campus where the Mountainlair presently sits. The ceilings were low and a couple of posts supporting the upper story were in the middle of the playing floor, but this proved to be no real obstacle. The varsity team began playing in The Armory in 1904.

The first team won four and lost three, fittingly enough, the initial victory coming by a score of 15-12 over a team from long-time rival Pitt, then officially known as the Western University of Pennsylvania. Those original four wins laid the foundation that has made WVU one of college basketball's top 25 all-time winning teams. The mark stands at 1,702-1,059 over the 107 seasons of competition.

#### John A. PURINTON 1 SEASON/1904 // RECORD: 4-3

1903-04 (4-3) // COACH JOHN A. PURINTON				
F20	15-12	W	W.U.P. (Pitt) Informal	Morgantown
F26	32-12	W	East Liberty	Morgantown
M3	21-20	W	East Liberty	Pittsburgh, Pa.
M4	5-28	L	Allegheny	Meadville, Pa.
M5	11-34	L	Butler YMCA	Butler, Pa.
M12	50-9	W	Nonpariel AC	Morgantown
M18	6-16	L	All-Stars	Butler, Pa.

#### Anthony CHEZ 3 SEASONS/1905-07 // RECORD: 15-21

1904-05 (6-9) // COACH ANTHONY CHEZ				
D30	42-15	W	Fairmont YMCA	Morgantown
J7	62-16	W	Big Eastern Five	Morgantown
J14	35- 5	W	East Liberty	Morgantown
J25	16-17	L	Geneva	Beaver Falls, Pa.
J26	10-39	L	Westminster	Westminster, Pa.
J27	5-44	L	Allegheny	Meadville, Pa.
J28	8-36	L	Grove City	New Wilmington, Pa.
F1	17-27	L	Hiram	Morgantown
F4	80- 1	W	Waynesburg	Morgantown
F7	16-24	L	Steubenville AC	Steubenville, Ohio
F8	17-25	L	Mount Union	Alliance, Ohio
F9	25-31	L	Buchtel (Akron)	Buchtel, Ohio
F10	22-40	L	Hiram	Hiram, Ohio
F24	38- 8	W	All-Stars	Morgantown
M4	40- 9	W	W.U.P. (Pitt) Informal	Morgantown

1905-06 (5-4) // COACH ANTHONY CHEZ				
J13	43-13	W	Waynesburg	Morgantown
J27	44-13	W	Wilmerding YMCA	Morgantown
F9	45- 0	W	Independents	Morgantown
F14	20-44	L	Mount Union	Alliance, Ohio
F15	31-42	L	Allegheny Prep. School	Meadville, Pa.
F16	18-37	L	Wilmerding YMCA	Wilmerding, Pa.
F17	25-30	L	W.U.P. (Pitt)	Pittsburgh, Pa.
F28	37-15	W	East Liberty	Morgantown
M6	16-13	W	Penn State	Morgantown

1906-07 (4-8) // COACH ANTHONY CHEZ				
J26	21-46	L	Westminster	Morgantown
F2	20-16	W	Bethany	Morgantown
F9	60- 4	W	Wilmerding YMCA	Morgantown
F14	14-44	L	W.U.P. (Pitt)	Pittsburgh, Pa.
F16	19-43	L	Circleville	Circleville, Ohio
F17	21-46	L	Ohio Wesleyan	Delaware, Ohio
F19	5-53	L	Smith Skating Rink	Columbus, Ohio
F20	9-20	L	Ohio	Athens, Ohio
F21	27-40	L	Marietta YMCA	Marietta, Ohio
M2	26-20	W	W.U.P. (Pitt)	Morgantown
M9	27-13	W	McKeesport	Morgantown
M22	14-20	L	Parkersburg YMCA	Parkersburg

#### James JENKINS 1 SEASON/1908 // RECORD: 3-7

1907-08 (3-7) // COACH JAMES H. JENKINS				
J15	57- 8	W	Davis & Elkins	Morgantown
J18	20-58	L	W.U.P. (Pitt)	Pittsburgh, Pa.
J30	40-25	W	Marietta	Morgantown
F8	27-17	W	Westminster	Morgantown
F14	18-27	L	Allegheny	Morgantown
F26	32-50	L	Bethany	Bethany
F27	11-48	L	Marietta	Marietta, Ohio
F28	20-22	L	Ohio	Athens, Ohio
F29	24-28	L	Parkersburg YMCA	Parkersburg
M7	19-20	L	W.U.P. (Pitt)	Morgantown

#### George PYLE 3 SEASONS/1915-17 // RECORD: 29-25

1914-15 (10-10) // COACH GEORGE PYLE				
D19	25-37	L	Davis & Elkins	Elkins
J8	47-18	W	Fairmont YMCA	Fairmont
J16	33-20	W	Fairmont YMCA	Morgantown
J23	59-18	W	Davis & Elkins	Morgantown
J29	18-42	L	Pitt	Pittsburgh, Pa.
J30	21-28	L	Duquesne	Pittsburgh, Pa.
F6	20-32	L	West Virginia Wesleyan	Buckhannon
F8	19-24	L	West Virginia Wesleyan	Morgantown
F13	26-19	W	Bethany	Morgantown
F20	36- 1	W	Clarksburg Scholastics	Morgantown
F22	17-24	L	Marietta	Marietta, Ohio
F23	26-12	W	Chas. National Guard	Charleston
F24	50-29	W	Charleston YMCA	Charleston
F25	42-19	W	Huntington Presbyterian	Huntington
F27	22-19	W	Marietta	Morgantown
M4	31-38	L	Carnegie Tech	Pittsburgh, Pa.
M5	27-31	L	Washington & Jefferson	Washington, Pa.
M6	20-36	L	Bethany	Bethany
M12	21-37	L	West Virginia Wesleyan	Buckhannon
M13	37-26	W	Fairmont YMCA	Fairmont

1915-16 (11-7) // COACH GEORGE PYLE				
J11	31-32	L	Fairmont	Morgantown
J14	30-26	W	Washington & Lee	Lexington, Va.
J15	19-28	L	Virginia Military	Lexington, Va.
J17	21-38	L	Virginia	Charlottesville, Va.
J18	16-36	L	Catholic University	Washington, D.C.
J29	20-28	L	Marietta	Morgantown
F1	71-17	W	Salem	Morgantown
F8	54-22	W	West Lafayette	Morgantown
F12	43-21	W	Ohio	Morgantown
F15	34-32	W	Fairmont	Fairmont
F19	63-14	W	Fairmont YMCA	Morgantown
F21	17-45	L	Ohio	Athens, Ohio
F22	23-45	L	Marietta	Marietta, Ohio
F26	29-28	W	West Virginia Wesleyan	Buckhannon
F28	32- 7	W	West Virginia Wesleyan	Morgantown
M4	38-20	W	Fairmont	Fairmont
M9	30-29	W	Davis & Elkins	Morgantown
M11	43-29	W	Davis & Elkins	Elkins

1916-17 (8-8) // COACH GEORGE PYLE				
D16	32-34	L	Gettysburg	Morgantown
J9	21-32	L	Syracuse	Morgantown
J15	56-14	W	Waynesburg	Morgantown
J20	25-28	L	Marietta	Morgantown

\* - OVERTIME # -DOUBLE OVERTIME + - TRIPLE OVERTIME



F5	25-26	L	Virginia	Charlottesville, Va.
F6	19-32	L	Washington & Lee	Lexington, Va.
F7	29-33	L	Virginia Military	Lexington, Va.
F9	56-21	W	Westminster	Morgantown
F15	72-26	W	Muskingum	Morgantown
F19	38-22	W	West Virginia Wesleyan	Morgantown
F21	30-21	W	Ohio	Athens, Ohio
F22	23-26	L	Marietta	Marietta, Ohio
F23	35-26	W	Muskingum	New Concord, Ohio
F24	66-30	W	Fairmont	Fairmont
F28	20-25	L	West Virginia Wesleyan	Buckhannon
M3	29-17	W	West Virginia Wesleyan	Fairmont

**H.P. MULLENEX**

**2 SEASONS/1918-19 // RECORD: 12-21**

**1917-18 (4-13) // COACH H.P. MULLENEX**

J8	41-10	W	Salem	Morgantown
J10	20-30	L	Pitt	Pittsburgh, Pa.
J11	9-33	L	Washington & Jefferson	Washington, Pa.
J12	25-26	L	Marietta	Marietta, Ohio
J19	38-23	W	Fairmont	Morgantown
J25	24-36	L	Pitt	Morgantown
F9	21-32	L	Marietta	Morgantown
F12	66-11	W	Davis & Elkins	Morgantown
F18	20-21	L	Allegheny	Meadville, Pa.
F19	18-21	L	Syracuse	Syracuse, N.Y.
F20	10-32	L	Niagara	Buffalo, N.Y.
F21	23-41	L	Buffalo	Buffalo, N.Y.
F22	36-47	L	Colgate	Hamilton, N.Y.
F23	16-42	L	Army	West Point, N.Y.
M2	26-35	L	Penn State	Morgantown
M9	26-35	L	Washington & Jefferson	Morgantown
M12	29-28	W	Fairmont	Fairmont

**1918-19 (8-8) // COACH H.P. MULLENEX**

J13	47-27	W	Fairmont YMCA	Morgantown
J16	35-29	W	Pitt	Pittsburgh, Pa.
J17	31-32	L	Washington & Jefferson	Washington, Pa.
J18	40-38	W	Marietta	Marietta, Ohio
J24	54-19	W	Collegians	Morgantown
J31	42-28	W	Marietta	Morgantown
F3	43-35	W	Allegheny	Morgantown
F7	35-18	W	Fairmont YMCA	Fairmont
F17	29-30*	L	Allegheny	Meadville, Pa.
F18	30-36	L	Cornell	Ithaca, N.Y.
F19	24-39	L	Syracuse	Syracuse, N.Y.
F20	39-46	L	Colgate	Hamilton, N.Y.
F22	22-43	L	Rutgers	New Brunswick, N.J.
F27	72-21	W	Davis & Elkins	Morgantown
M1	30-33	L	Pitt	Morgantown
M8	35-36*	L	Washington & Jefferson	Morgantown

**Francis STADSVOLD**

**14 SEASONS/1920-33 // RECORD: 149-133**

**1919-20 (12-10) // COACH FRANCIS STADSVOLD**

D31	49-44*	W	Yale	Morgantown
J7	35-22	W	Davis & Elkins	Morgantown
J9	23-25	L	Geneva	Morgantown
J14	34-31	W	Washington & Jefferson	Washington, Pa.
J15	27-38	L	Pitt	Pittsburgh, Pa.
J16	25-26	L	Allegheny	Meadville, Pa.
J17	22-21	W	Carnegie Tech	Pittsburgh, Pa.
J23	24-34	L	Marietta	Morgantown
J31	28-26	W	Pitt	Morgantown
F7	28-19	W	Fairmont	Fairmont
F13	42-24	W	Carnegie Tech	Morgantown
F17	15-29	L	Syracuse	Syracuse, N.Y.
F18	17-43	L	Cornell	Ithaca, N.Y.
F19	16-15	W	Rochester Centrals	Rochester, N.Y.
F20	21-14	W	Union	Schenectady, N.Y.
F21	22-28	L	Rutgers	New Brunswick, N.J.
F27	27-34	L	Penn State	Morgantown
M3	51-32	W	Fairmont	Morgantown
M6	24-33	L	Pitt	Pittsburgh, Pa.
M12	31-27	W	Clarksburg Legion	Clarksburg
M13	18-21	L	Marietta College	Marietta, Ohio
M20	24-15	W	Washington & Jefferson	Washington, Pa.

**1920-21 (11-9) // COACH FRANCIS STADSVOLD**

J5	51-21	W	Davis & Elkins	Morgantown
J8	48-31	W	Carnegie Tech	Morgantown
J11	35-24	W	Fairmont	Fairmont
J14	34-26	W	Fairmont	Morgantown
J18	14-52	L	Penn State	State College, Pa.
J19	19-47	L	Cornell	Ithaca, N.Y.
J20	28-30	L	Colgate	Hamilton, N.Y.
J21	18-27	L	Syracuse	Syracuse, N.Y.
J22	14-36	L	Rochester Centrals	Rochester, N.Y.
J28	39-25	W	Bethany	Morgantown
F8	29-24	W	Westminster	Morgantown
F10	24-32	L	Virginia Tech	Morgantown
F12	26-42	L	Grove City	Morgantown
F17	32-45	L	Pitt	Pittsburgh, Pa.
F18	21-25	L	Washington & Jefferson	Washington, Pa.
F19	29-24	W	Geneva	Beaver Falls, Pa.
F22	39-32	W	Muskingum	Morgantown
F26	32-21	W	Washington & Lee	Morgantown
M5	30-26	W	Washington & Jefferson	Morgantown
M12	43-24	W	Pitt	Morgantown

**1921-22 (8-13) // COACH FRANCIS STADSVOLD**

J4	38-22	W	Fairmont	Morgantown
J7	35-25	W	Marietta	Morgantown
J14	38-29	W	Grove City	Morgantown
J17	48-29	W	Geneva	Morgantown
J20	27-37	L	Pitt	Pittsburgh, Pa.
J21	29-25	W	Washington & Jefferson	Washington, Pa.
J28	20-28	L	Keyser Collegians	Morgantown
F4	36-16	W	Washington & Lee	Huntington
F6	15-27	L	Georgetown	Washington, D.C.
F7	9-35	L	Pennsylvania	Philadelphia, Pa.
F8	22-35	L	Army	West Point, N.Y.
F10	22-30	L	City College of New York	New York, N.Y.
F11	11-37	L	Princeton	Princeton, N.J.
F18	37-35	W	West Virginia Wesleyan	Morgantown
F22	34-44	L	Carnegie Tech	Morgantown
F24	24-37	L	Carnegie Tech	Pittsburgh, Pa.
F25	23-34	L	Grove City	Grove City, Pa.
F28	28-21	W	Westminster	Morgantown
M4	26-28	L	Washington & Jefferson	Morgantown
M11	26-31	L	Pitt	Morgantown
M15	27-30	L	West Virginia Wesleyan	Buckhannon

**1922-23 (12-7) // COACH FRANCIS STADSVOLD**

J6	34-11	W	Davis & Elkins	Morgantown
J10	24-22	W	Waynesburg	Morgantown
J13	30-24	W	Allegheny	Morgantown
J18	21-26	L	Pitt	Pittsburgh, Pa.
J19	16-29	L	Grove City	Grove City, Pa.
J20	28-29	L	Carnegie Tech	Pittsburgh, Pa.
J27	9-38	L	Grove City	Morgantown
F3	27-20	W	Washington & Lee	Huntington
F5	17-14	W	Virginia	Charlottesville, Va.
F6	16-28	L	Takola Club	Richmond, Va.
F8	15-31	L	Navy	Annapolis, Md.
F14	25-23	W	Bucknell	Morgantown
F17	23-16	W	West Virginia Wesleyan	Morgantown
F21	44-25	W	Carnegie Tech	Morgantown
F23	28-26	W	Geneva	Beaver Falls, Pa.
F24	33-32	W	Washington & Jefferson	Washington, Pa.
M3	33-28	W	Pitt	Morgantown
M7	21-14	W	West Virginia Wesleyan	Buckhannon
M10	22-23	L	Washington & Jefferson	Morgantown

**1923-24 (14-2) // COACH FRANCIS STADSVOLD**

J7	31-17	W	Alderson-Broaddus	Morgantown
J9	41-28	W	Salem	Morgantown
J12	49-28	W	Allegheny	Morgantown
J17	25-23*	W	Pitt	Pittsburgh, Pa.
J18	31-21	W	Allegheny	Meadville, Pa.
J26	30-26	W	Grove City	Morgantown
F4	21-24	L	Kentucky	Lexington, Ky.
F5	39-29	W	Centre	Danville, Ky.
F6	44-31	W	Transylvania	Lexington, Ky.
F8	33-20	W	Charleston AC	Charleston
F16	29-21	W	West Virginia Wesleyan	Morgantown
F22	19-17	W	Grove City	Grove City, Pa.
F23	21-23	L	Washington & Jefferson	Washington, Pa.



M1	28-14	W	Pitt	Morgantown
M4	27-22	W	West Virginia Wesleyan	Buckhannon
M10	29-25	W	Washington & Jefferson	Morgantown

**1924-25 (6-11) // COACH FRANCIS STADSVOLD**

J5	38-32	W	Salem	Morgantown
J7	28-20	W	Waynesburg	Morgantown
J10	22-34	L	Allegheny	Morgantown
J16	30-22	W	Pitt	Pittsburgh, Pa.
J17	14-24	L	Allegheny	Meadville, Pa.
J23	21-34	L	Marietta	Morgantown
J31	32-37	L	Washington & Lee	Charleston
F2	19-29	L	Kentucky	Lexington, Ky.
F3	26-31	L	Marietta	Marietta, Ohio
F7	17-41	L	Grove City	Morgantown
F11	28-30	L	Duquesne	Morgantown
F13	23-25	L	West Virginia Wesleyan	Morgantown
F20	19-18	W	Washington & Jefferson	Washington, Pa.
F21	19-26	L	Grove City	Grove City, Pa.
F28	35-25	W	Pitt	Morgantown
M3	27-23	W	West Virginia Wesleyan	Buckhannon
M11	25-32	L	Washington & Jefferson	Morgantown

**1925-26 (10-11) // COACH FRANCIS STADSVOLD**

J6	42-33	W	Salem	Morgantown
J9	24-26	L	Carnegie Tech	Morgantown
J11	29-21	W	Allegheny	Morgantown
J16	30-27	W	Grove City	Morgantown
J19	52-30	W	George Washington	Morgantown
J22	23-38	L	Pitt	Pittsburgh, Pa.
J23	11-28	L	Grove City	Grove City, Pa.
J28	33-35*	L	West Virginia Wesleyan	Morgantown
F8	40-34	W	Washington & Lee	Charleston
F9	16-39	L	George Washington	Washington, D.C.
F10	20-36	L	Navy	Annapolis, Md.
F12	15-25	L	Maryland	College Park, Md.
F13	26-51	L	Catholic University	Washington, D.C.
F16	33-22	W	Duquesne	Morgantown
F19	13-42	L	Duquesne	Pittsburgh, Pa.
F20	27-30	L	Allegheny	Meadville, Pa.
F23	29-26	W	Washington & Jefferson	Washington, Pa.
F27	37-30	W	Pitt	Morgantown
M3	20-18	W	West Virginia Wesleyan	Buckhannon
M8	24-30	L	Washington & Jefferson	Morgantown
M9	25-20	W	Carnegie Tech	Pittsburgh, Pa.

**1926-27 (10-8) // COACH FRANCIS STADSVOLD**

J5	30-25	W	Salem	Morgantown
J8	32-18	W	Carnegie Tech	Morgantown
J12	28-26	W	Allegheny	Morgantown
J15	37-20	W	West Virginia Wesleyan	Morgantown
J21	29-23	W	Pitt	Pittsburgh, Pa.
J22	17-37	L	Washington & Jefferson	Washington, Pa.
J27	21-29	L	Waynesburg	Morgantown
F5	48-29	W	Washington & Lee	Huntington
F7	44-26	W	Kentucky	Lexington, Ky.
F8	42-54	L	Wittenburg	Springfield, Ohio
F12	26-31	L	Grove City	Morgantown
F18	12-27	L	Grove City	Grove City, Pa.
F19	20-23	L	Allegheny	Meadville, Pa.
F26	33-43	L	Pitt	Morgantown
M3	47-26	W	West Virginia Wesleyan	Clarksburg
M9	30-25	W	Washington & Jefferson	Morgantown
M12	32-19	W	West Virginia Wesleyan	Buckhannon
M15	27-36	L	Davis & Elkins	Clarksburg

**1927-28 (13-7) // COACH FRANCIS STADSVOLD**

J4	32-20	W	Salem	Morgantown
J7	37-29	W	Carnegie Tech	Morgantown
J11	36-27	W	West Virginia Wesleyan	Buckhannon
J13	32-21	W	Allegheny	Morgantown
J20	26-51	L	Pitt	Pittsburgh, Pa.
J21	35-31	W	Grove City	Grove City, Pa.
J31	34-41	L	Detroit	Fairmont
F1	43-34	W	West Virginia Wesleyan	Morgantown
F4	44-42	W	Washington & Lee	Huntington
F6	47-24	W	Virginia Tech	Bluefield
F7	55-41	W	Charleston Senators	Charleston
F11	43-46	L	Davis & Elkins	Morgantown
F15	28-29	L	Washington & Jefferson	Washington, Pa.

F18	30-24	W	Grove City	Morgantown
F24	33-30	W	Carnegie Tech	Pittsburgh, Pa.
F25	37-29	W	Allegheny	Meadville, Pa.
F28	28-39	L	Davis & Elkins	Elkins
M3	42-45	L	Pitt	Morgantown
M7	33-41	L	Davis & Elkins	Clarksburg
M10	58-37	W	Washington & Jefferson	Washington, Pa.

**1928-29 (16-6) // COACH FRANCIS STADSVOLD**

J3	26-23	W	Salem	Morgantown
J5	54-19	W	Carnegie Tech	Morgantown
J9	37-18	W	West Virginia Wesleyan	Buckhannon
J12	47-25	W	Grove City	Morgantown
J16	44-21	W	Marshall	Morgantown
J18	40-35	W	Pitt	Pittsburgh, Pa.
J31	44-30	W	Davis & Elkins	Morgantown
F2	24-42	L	Geneva	Morgantown
F6	50-26	W	West Virginia Wesleyan	Morgantown
F9	37-42	L	Washington & Lee	Huntington
F11	49-27	W	Virginia Tech	Bluefield
F12	45-36	W	Virginia	Charlottesville, Va.
F13	39-34*	W	Army	West Point, N.Y.
F15	29-40	L	Temple	Philadelphia, Pa.
F16	49-44	W	Georgetown	Washington, D.C.
F20	38-29	W	Allegheny	Morgantown
F22	46-31	W	Carnegie Tech	Pittsburgh, Pa.
F23	44-35	W	Grove City	Grove City, Pa.
F26	33-21	W	Washington & Jefferson	Washington, Pa.
M2	19-41	L	Pitt	Morgantown
M6	43-49	L	Davis & Elkins	Elkins
M9	25-46	L	Washington & Jefferson	Morgantown

**1929-30 (11-10) // COACH FRANCIS STADSVOLD**

J2	19-45	L	Nebraska	Morgantown
J4	39-29	W	Carnegie Tech	Morgantown
J10	34-27	W	Georgetown	Morgantown
J14	33-27	W	West Virginia Wesleyan	Morgantown
J18	39-40	L	Penn State	Morgantown
J25	17-24	L	West Virginia Wesleyan	Buckhannon
J29	51-24	W	Salem	Morgantown
F1	50-34	W	Washington & Lee	Huntington
F3	31-34	L	Georgetown	Washington, D.C.
F4	29-35	L	Temple	Philadelphia, Pa.
F5	36-41	L	Army	West Point, N.Y.
F7	21-53	L	Rider	Trenton, N.J.
F8	28-26	L	New York University	New York, N.Y.
F12	26-28	L	Duquesne	Morgantown
F15	50-28	W	Geneva	Morgantown
F19	31-28	W	Waynesburg	Morgantown
F22	19-21	L	Pitt	Pittsburgh, Pa.
F26	48-35	W	Marshall	Morgantown
M1	47-26	W	Washington & Jefferson	Morgantown
M5	46-30	W	Washington & Jefferson	Washington, Pa.
M8	33-25	W	Pitt	Morgantown

**1930-31 (9-11) // COACH FRANCIS STADSVOLD**

J5	46-33	W	Salem	Morgantown
J8	29-36	L	Allegheny	Morgantown
J10	36-42	L	West Virginia Wesleyan	Morgantown
J14	36-22	W	Marshall	Morgantown
J17	15-17	L	Pitt	Pittsburgh, Pa.
J28	35-26	W	Geneva	Morgantown
J31	33-40	L	West Virginia Wesleyan	Buckhannon
F4	35-45	L	Bethany	Morgantown
F7	34-38	L	Washington & Lee	Huntington
F9	35-29	W	Georgetown	Washington, D.C.
F10	28-37	L	Temple	Philadelphia, Pa.
F11	41-36	W	Navy	Annapolis, Md.
F12	38-22	W	Georgetown	Morgantown
F14	27-37	L	Penn State	State College, Pa.
F21	40-49	L	Army	Morgantown
F25	38-35*	W	Duquesne	Morgantown
F28	30-23	W	Washington & Jefferson	Washington, Pa.
M3	26-35	L	Carnegie Tech	Pittsburgh, Pa.
M7	33-15	W	Washington & Jefferson	Morgantown
M11	22-24	L	Pitt	Morgantown

\* - OVERTIME # - DOUBLE OVERTIME + - TRIPLE OVERTIME

**1931-32 (7-14) // COACH FRANCIS STADSVOLD**

J6	25-26	L	West Virginia Wesleyan	Morgantown
J9	27-46	L	Geneva	Morgantown
J13	42-35	W	Temple	Morgantown
J16	35-31	W	Bethany	Morgantown
J29	27-35	L	Pitt	Pittsburgh, Pa.
F3	50-38*	W	Salem	Morgantown
F6	30-31	L	Washington & Lee	Beckley
F8	31-45	L	Georgetown	Washington, D.C.
F9	26-46	L	Temple	Philadelphia, Pa.
F10	26-42	L	Army	West Point, N.Y.
F11	21-39	L	Crescent AC	Brooklyn, N.Y.
F17	25-21	W	Carnegie Tech	Morgantown
F19	50-28	W	Georgetown	Morgantown
F20	42-33	W	Penn State	State College, Pa.
F22	26-27	L	Creighton	Morgantown
F25	16-29	L	Duquesne	Morgantown
F27	29-38	L	Washington & Jefferson	Washington, Pa.
M1	31-45	L	Carnegie Tech	Pittsburgh, Pa.
M5	44-25	W	Washington & Jefferson	Morgantown
M8	19-22	L	Pitt	Morgantown
M10	22-26	L	West Virginia Wesleyan	Buckhannon

**1932-33 (10-14) // COACH FRANCIS STADSVOLD**

J4	35-29	W	Salem	Morgantown
J7	32-35	L	Carnegie Tech	Morgantown
J11	24-27	L	Temple	Morgantown
J14	42-34	W	Bethany	Morgantown
J25	38-39	L	West Virginia Wesleyan	Morgantown
J28	20-42	L	Pitt	Pittsburgh, Pa.
F3	53-28	W	Marietta	Marietta, Ohio
F4	47-45	W	Washington & Lee	Bluefield
F6	25-47	L	Georgetown	Washington, D.C.
F8	30-42	L	New York University	New York, N.Y.
F9	28-42	L	Temple	Philadelphia, Pa.
F11	30-33	L	Duquesne	Pittsburgh, Pa.
F15	59-36	W	Washington & Jefferson	Morgantown
F17	1- 0	W	Georgetown	Morgantown
F18	34-44	L	Penn State	State College, Pa.
F22	39-48	L	Geneva	Morgantown
F25	35-40	L	Davis & Elkins	Elkins
F27	25-32	L	Duquesne	Morgantown
M1	58-31	W	Washington & Jefferson	Washington, Pa.
M4	35-22	W	Allegheny	Morgantown
M6	46-28	W	Davis & Elkins	Morgantown
M8	44-36	W	West Virginia Wesleyan	Buckhannon
M11	35-45	L	Pitt	Morgantown
M14	25-34	L	Carnegie Tech	Pittsburgh, Pa.

**Marshall GLENN****5 SEASONS/1934-38 // RECORD: 61-46****1933-34 (14-5) // COACH MARSHALL GLENN**

D16	32-24	W	West Virginia Wesleyan	Morgantown
J5	26-24	W	Maryland	Cumberland, Md.
J6	29-32	L	Carnegie Tech	Morgantown
J13	37-32	W	Georgetown	Morgantown
J27	21-42	L	Pitt	Pittsburgh, Pa.
F2	41-27	W	Washington & Lee	Charleston
F3	28-25	W	West Virginia Wesleyan	Buckhannon
F5	61-13	W	Bucknell	Morgantown
F10	25-22	W	Temple	Philadelphia, Pa.
F12	31-26	W	Georgetown	Washington, D.C.
F14	44-19	W	Washington & Jefferson	Morgantown
F15	20-51	L	Duquesne	Pittsburgh, Pa.
F17	45-18	W	Penn State	Morgantown
F27	33-40	L	Duquesne	Morgantown
M1	39-36	W	Washington & Jefferson	Washington, Pa.
M3	57-18	W	Bucknell	Lewisburg, Pa.
M6	37-12	W	Carnegie Tech	Pittsburgh, Pa.
M7	38-27	W	Temple	Morgantown
M10	26-27	L	Pitt	Morgantown

**1934-35 (16-6) // COACH MARSHALL GLENN**

D15	51-28	W	West Virginia Wesleyan	Morgantown
J2	39-29	W	Maryland	Cumberland, Md.
J5	37-34	W	Carnegie Tech	Pittsburgh, Pa.
J9	41-25	W	Waynesburg	Morgantown
J12	37-24	W	Salem	Morgantown

J17	29-16	W	Temple	Morgantown
J19	27-35	L	Duquesne	Morgantown
J26	34-35	L	Pitt	Pittsburgh, Pa.
J30	47-28	W	Carnegie Tech	Morgantown
F1	51-15	W	West Virginia Wesleyan	Buckhannon
F4	43-41	W	George Washington	Morgantown
F8	51-21	W	Bucknell	Lewisburg, Pa.
F9	26-40	L	Temple	Philadelphia, Pa.
F11	38-16	W	Georgetown	Washington, D.C.
F13	21-32	L	Navy	Annapolis, Md.
F16	48-23	W	Bucknell	Morgantown
F22	30-51	L	Duquesne	Pittsburgh, Pa.
M2	45-32	W	Washington & Jefferson	Washington, Pa.
M7	43-13	W	Georgetown	Morgantown
M9	65-16	W	Washington & Jefferson	Morgantown
M13	43-26	W	Pitt	Morgantown
M18	22-35	L	Pitt	Morgantown

**1935-36 (16-8) // COACH MARSHALL GLENN**

D14	32-25	W	Waynesburg	Morgantown
D28	47-41	W	Western Reserve	Cleveland, Ohio
D30	24-25	L	Michigan State	Lansing, Mich.
D31	37-50	L	Marietta	Marietta, Ohio
J4	33-24	W	Carnegie Tech	Morgantown
J8	54-31	W	West Virginia Wesleyan	Morgantown
J10	45-43	W	Dickinson	Harrisburg, Pa.
J11	34-42	L	Temple	Philadelphia, Pa.
J17	42-36	W	Temple	Morgantown
J25	27-41	L	Pitt	Pittsburgh, Pa.
F1	41-55	L	Duquesne	Pittsburgh, Pa.
F5	55-22	W	Salem	Morgantown
F8	40-35	W	Penn State	State College, Pa.
F10	51-26	W	Maryland	Cumberland, Md.
F11	36-42*	L	Georgetown	Washington, D.C.
F15	28-42	L	George Washington	Morgantown
F17	26-38	L	Carnegie Tech	Pittsburgh, Pa.
F22	54-31	W	Penn State	Morgantown
F26	41-36	W	Washington & Jefferson	Morgantown
F29	35-33	W	Duquesne	Morgantown
M3	50-34	W	West Virginia Wesleyan	Buckhannon
M5	41-26	W	Georgetown	Morgantown
M7	58-54	W	Washington & Jefferson	Washington, Pa.
M11	43-42	W	Pitt	Morgantown

**1936-37 (9-14) // COACH MARSHALL GLENN**

D12	42-35	W	Waynesburg	Morgantown
D31	42-29	W	Marietta	Marietta, Ohio
J2	32-34	L	Akron	Akron, Ohio
J5	63-42	W	West Virginia Wesleyan	Morgantown
J7	41-32	W	Georgetown	Morgantown
J12	21-27	L	Salem	Clarksburg
J16	37-46	L	Carnegie Tech	Morgantown
J19	21-28	L	Penn State	State College, Pa.
J30	36-44	L	Pitt	Pittsburgh, Pa.
F2	40-48	L	Duquesne	Morgantown
F5	38-40	L	Temple	Philadelphia, Pa.
F6	30-45	L	St. John's	New York, N.Y.
F8	23-51	L	Georgetown	Washington, D.C.
F13	24-25	L	Carnegie Tech	Pittsburgh, Pa.
F17	36-31	W	Penn State	Morgantown
F19	33-39	L	George Washington	Morgantown
F20	49-47#	W	Washington & Jefferson	Washington, Pa.
F24	41-42*	L	Washington & Jefferson	Morgantown
F27	45-38	W	West Virginia Wesleyan	Buckhannon
M3	45-28	W	Marietta	Morgantown
M6	47-59	L	Duquesne	Pittsburgh, Pa.
M10	49-39	W	Temple	Morgantown
M13	42-48	L	Pitt	Morgantown

**1937-38 (6-13) // COACH MARSHALL GLENN**

D18	35-29	W	Alumni	Morgantown
D30	34-30	W	Baltimore	Rochester, N.Y.
J1	32-38	L	Marietta	Marietta, Ohio
J8	29-33	L	Carnegie Tech	Morgantown
J12	42-23	W	West Virginia Wesleyan	Morgantown
J15	29-33	L	Penn State	State College, Pa.
J18	31-34	L	Temple	Morgantown
J29	40-43	L	Pitt	Pittsburgh, Pa.
J31	38-47	L	George Washington	Cumberland, Md.
F5	32-51	L	Temple	Philadelphia, Pa.





# GREATEST BASKETBALL Wins pre-WWII

1903-04	West Virginia 15, W.U.P. Informal 12 (first varsity basketball win)
1919-20	West Virginia 49, Yale 44 (OT)
1919-20	West Virginia 34, Washington & Jefferson 31
1929-30	West Virginia 33, Pitt 25
1934-35	West Virginia 43, Pitt 26 (gave WVU a tie for 1st place in the Eastern League; first win over Pitt after 9 straight losses)
1940-41	West Virginia 56, Kentucky 43
1941-42	West Virginia 77, Salem 63 (game that got WVU in the NIT)
1941-42	West Virginia 58, Long Island 49 (OT; NIT first round)
1941-42	West Virginia 51, Toledo 39 (NIT semifinals)
1941-42	West Virginia 47, Western Kentucky 45 (NIT championship)

F7	36-40	L	Georgetown	Washington, D.C.
F12	47-39	W	Georgetown	Morgantown
F17	29-30	L	Marietta	Morgantown
F19	41-44	L	Penn State	Morgantown
F26	42-43	L	Washington & Jefferson	Washington, Pa.
M2	34-44	L	Washington & Jefferson	Washington, Pa.
M5	38-69	L	Carnegie Tech	Pittsburgh, Pa.
M9	50-34	W	West Virginia Wesleyan	Buckhannon
M12	38-35	W	Pitt	Morgantown

Dyke **RAESE**  
**4 SEASONS/1939-42 // RECORD: 55-29**

**1938-39 (10-9) // COACH DYKE RAESE**

D10	43-29	W	West Virginia Wesleyan	Morgantown
D31	63-35	W	Marietta	Marietta, Ohio
J3	46-43	W	Salem	Morgantown
J7	43-49	L	Carnegie Tech	Pittsburgh, Pa.
J11	46-35	W	West Virginia Wesleyan	Buckhannon
J14	31-37	L	Georgetown	Morgantown
J18	42-33	W	Temple	Morgantown
F3	37-34	W	Temple	Philadelphia, Pa.
F4	50-51	L	St. John's	Brooklyn, N.Y.
F6	32-40	L	Georgetown	Washington, D.C.
F10	37-39*	L	George Washington	Cumberland, Md.
F11	45-28	W	Marietta	Morgantown
F15	43-46+	L	Penn State	Morgantown
F18	45-42	W	Pitt	Pittsburgh, Pa.
F22	40-54	L	Penn State	State College, Pa.
M1	54-50	W	Carnegie Tech	Morgantown
M4	43-45	L	Washington & Jefferson	Washington, Pa.
M8	40-39	W	Washington & Jefferson	Morgantown
M11	43-49	L	Pitt	Morgantown

**1939-40 (13-6) // COACH DYKE RAESE**

D16	50-29	W	Bethany	Morgantown
D20	60-36	W	Marietta	Marietta, Ohio
J6	44-39	W	Carnegie Tech	Morgantown
J10	38-47	L	Kentucky	Lexington, Ky.
J13	46-42	W	Temple	Morgantown
J18	51-50	W	West Virginia Wesleyan	Buckhannon
J20	55-28	W	Marietta	Morgantown
J25	43-54	L	West Virginia Wesleyan	Morgantown
F7	23-32	L	Penn State	State College, Pa.
F9	52-20	W	Lafayette	Elizabeth, N.J.
F10	41-54	L	Temple	Philadelphia, Pa.
F12	40-38	W	Georgetown	Washington, D.C.
F15	44-32	W	Washington & Jefferson	Morgantown
F17	43-29	W	George Washington	Cumberland, Md.
F20	49-68	L	Pitt	Pittsburgh, Pa.
F24	42-23	W	Washington & Jefferson	Washington, Pa.
F28	51-55	L	Penn State	Morgantown
M2	66-57	W	Carnegie Tech	Pittsburgh, Pa.
M9	42-35	W	Pitt	Morgantown

**1940-41 (13-10) // COACH DYKE RAESE**

D10	44-58	L	Ohio State	Columbus, Ohio
D12	34-46	L	Kentucky	Lexington, Ky.
D16	61-48	W	West Liberty	Wheeling

J6	59-45	W	Carnegie Tech	Pittsburgh, Pa.
J8	66-55	W	West Virginia Wesleyan	Buckhannon
J11	56-43	W	Kentucky	Morgantown
J17	47-43	W	Cincinnati	Cincinnati, Ohio
J18	35-44	L	Michigan State	East Lansing, Mich.
J20	35-43	L	Toledo	Toledo, Ohio
J24	63-43	W	West Virginia Wesleyan	Morgantown
F5	35-29	W	Penn State	State College, Pa.
F8	40-31	W	Michigan State	Morgantown
F11	45-56	L	Pitt	Pittsburgh, Pa.
F13	38-39	L	George Washington	Washington, D.C.
F15	55-36	W	Cincinnati	Morgantown
F17	43-32	W	Bethany	Pittsburgh, Pa.
F19	37-44	L	Army	West Point, N.Y.
F22	41-51	L	Washington & Jefferson	Washington, Pa.
F26	46-22	W	Washington & Jefferson	Morgantown
F28	47-34	W	Temple	Philadelphia, Pa.
M1	65-39	W	Carnegie Tech	Morgantown
M4	50-54	L	West Virginia Wesleyan	Mt. Hope
M8	37-51	L	Duquesne	Morgantown

**1941-42 (19-4) // COACH DYKE RAESE**

D13	54-33	W	Geneva	Morgantown
D19	63-36	W	Maryland	Cumberland, Md.
J7	22-30	L	Duquesne	Pittsburgh, Pa.
J10	50-40	W	Youngstown	Morgantown
J12	48-40	W	Carnegie Tech	Pittsburgh, Pa.
J16	58-33	W	Penn State	Morgantown
J21	58-44	W	West Virginia Wesleyan	Buckhannon
F4	66-47	W	Pitt	Pittsburgh, Pa.
F7	59-36	W	West Virginia Wesleyan	Morgantown
F11	57-40	W	Army	West Point, N.Y.
F14	41-27	W	Maryland	College Park, Md.
F16	80-41	W	Bethany	Morgantown
F18	48-34	W	Navy	Annapolis, Md.
F20	39-46	L	Temple	Philadelphia, Pa.
F21	66-49	W	Washington & Jefferson	Morgantown
F23	74-33	W	Carnegie Tech	Morgantown
F25	30-44	L	Penn State	State College, Pa.
F28	38-39	L	Washington & Jefferson	Washington, Pa.
M7	41-33	W	Duquesne	Morgantown
M11	77-63	W	Salem	Clarksburg

**National Invitation Tournament**

M17	58-49*	W	Long Island	New York, N.Y.
M23	51-39	W	Toledo	New York, N.Y.
M25	47-45	W	Western Kentucky	New York, N.Y.

Rudy **BARIC**

**1 SEASON/1943 // RECORD: 14-7**

**1942-43 (14-7) // COACH RUDY BARIC**

D12	65-32	W	Bethany	Morgantown
D16	57-34	W	Alderson-Broaddus	Morgantown
D19	60-47*	W	West Virginia Wesleyan	Buckhannon
J6	63-50	W	West Virginia Wesleyan	Morgantown
J9	33-48	L	Pitt	Pittsburgh, Pa.
J13	51-52	L	New York University	New York, N.Y.
J16	50-37*	W	St. Bonaventure	Buffalo, N.Y.
J23	36-52	L	Duquesne	Pittsburgh, Pa.
J26	42-44	L	Washington & Jefferson	Washington, Pa.
J30	32-27	W	Penn State	Morgantown
F3	50-35	W	Army	West Point, N.Y.
F4	52-46	W	Fordham	New York, N.Y.
F6	44-42	W	Temple	Philadelphia, Pa.
F10	40-54	L	Penn State	State College, Pa.
F13	69-50	W	Waynesburg	Morgantown
F17	43-33	W	Navy	Annapolis, Md.
F20	47-48	L	Washington & Jefferson	Morgantown
F24	46-63	L	Syracuse	Syracuse, N.Y.
F27	82-64	W	Pitt	Morgantown
M6	56-37	W	Duquesne	Morgantown
M9	86-36	W	Salem	Morgantown

\* - OVERTIME # -DOUBLE OVERTIME + - TRIPLE OVERTIME

**Harry LOTHES****1 SEASON/1944 // RECORD: 8-11****1943-44 (8-11) // COACH HARRY LOTHES**

D17	51-31	W	Fairmont	Morgantown
D20	60-51	W	217th MPs	Morgantown
J5	83-28	W	West Virginia Tech	Morgantown
J8	45-47	L	Juniata	Morgantown
J12	39-51	L	Long Island	New York, N.Y.
J15	36-49	L	Rochester	Buffalo, N.Y.
J19	42-39	W	Washington & Jefferson	Morgantown
J26	50-45	W	Carnegie Tech	Pittsburgh, Pa.
J29	32-46	L	Temple	Philadelphia, Pa.
J31	45-76	L	Muhlenberg	Allentown, Pa.
F2	31-58	L	Army	West Point, N.Y.
F5	48-68	L	Washington & Jefferson	Washington, Pa.
F9	48-51	L	Geneva	Morgantown
F12	49-67	L	Navy	Annapolis, Md.
F16	55-59	L	Pitt	Pittsburgh, Pa.
F19	45-42	W	Bethany	Morgantown
F24	68-59	W	Geneva	Beaver Falls, Pa.
F26	57-60	L	Pitt	Morgantown
M4	67-25	W	Carnegie Tech	Morgantown

**John BRICKELS****1 SEASON/1945 // RECORD: 12-6****1944-45 (12-6) // COACH JOHN BRICKELS**

D9	68-36	W	Fairmont	Morgantown
D15	39-34	W	Penn State	Morgantown
J6	113-32	W	Salem	Morgantown
J10	65-56	W	Long Island	New York, N.Y.
J13	41-40	W	New York University	Buffalo, N.Y.
J17	27-53	L	Penn State	State College, Pa.
J20	67-48	W	Carnegie Tech	Morgantown
J24	68-27	W	Virginia Military	Huntington
J27	52-50	W	Geneva	Morgantown
J31	47-73	L	Army	West Point, N.Y.
F3	44-54	L	Temple	Philadelphia, Pa.
F10	40-60	L	Navy	Annapolis, Md.
F17	78-42	W	Bethany	Morgantown
F21	34-55	L	Pitt	Pittsburgh, Pa.
F24	50-47	W	Pitt	Morgantown
F28	68-39	W	Newt. D. Baker Army Hosp.	Martinsburg
M3	66-35	W	Carnegie Tech	Pittsburgh, Pa.

**National Invitation Tournament**

M19	52-76	L	DePaul	New York, N.Y.
-----	-------	---	--------	----------------

**Lee PATTON****5 SEASONS/1946-50 // RECORD: 91-26****1945-46 (24-3) // COACH LEE PATTON**

D1	83-37	W	Glennville	Morgantown
D5	63-39	W	Fairmont	Morgantown
D8	42-41*	W	Penn State	Morgantown
D13	47-26	W	Newt. D. Baker Army Hosp.	Martinsburg
D16	68-43	W	Ashford Gen. Army Hosp.	White Sulphur Springs
D19	83-23	W	Waynesburg	Morgantown
J5	88-30	W	St. Vincent	Morgantown
J9	59-51	W	Long Island	New York, N.Y.
J12	52-35	W	Canisius	Buffalo, N.Y.
J16	48-45	W	Penn State	State College, Pa.
J19	62-37	W	Carnegie Tech	Morgantown
J26	67-43	W	Alderson-Broadus	Morgantown
J30	72-45	W	Geneva	Morgantown
F2	42-48	L	Temple	Philadelphia, Pa.
F4	69-41	W	Lehigh	Bethlehem, Pa.
F6	65-63	W	Army	West Point, N.Y.
F9	64-30	W	Bethany	Morgantown
F13	61-41	W	Pitt	Pittsburgh, Pa.
F16	77-34	W	Washington & Jefferson	Morgantown
F20	45-50	L	Navy	Annapolis, Md.
F23	35-33	W	Maryland	College Park, Md.
F27	73-42	W	Washington & Jefferson	Washington, Pa.
M2	81-61	W	Pitt	Morgantown
M9	81-41	W	Carnegie Tech	Pittsburgh, Pa.

**National Invitation Tournament**

M14	70-58	W	St. John's	New York, N.Y.
M18	51-59	L	Kentucky	New York, N.Y.
M19	65-40	W	Muhlenberg	New York, N.Y.

**1946-47 (19-3) // COACH LEE PATTON**

D4	85-45	W	Fairmont	Morgantown
D11	76-37	W	Carnegie Tech	Pittsburgh, Pa.
D14	81-41	W	Maryland	Morgantown
D18	40-37	W	Penn State	Morgantown
J4	88-48	W	Salem	Morgantown
J9	72-42	W	St. Francis, N.Y.	New York, N.Y.
J11	63-43	W	Canisius	Buffalo, N.Y.
J25	91-34	W	Bethany	Morgantown
J29	83-60	W	Waynesburg	Morgantown
F1	85-47	W	Temple	Philadelphia, Pa.
F4	76-45	W	Morris Harvey	Morgantown
F8	52-41	W	Pitt	Pittsburgh, Pa.
F12	55-57	L	Navy	Annapolis, Md.
F15	90-40	W	Washington & Jefferson	Washington, Pa.
F18	80-60	W	Temple	Morgantown
F22	55-51	W	Penn State	State College, Pa.
F26	83-56	W	Washington & Jefferson	Morgantown
M1	72-59	W	Pitt	Morgantown
M8	92-48	W	Carnegie Tech	Morgantown

**National Invitation Tournament**

M15	69-60	W	Bradley	New York, N.Y.
M19	62-64	L	Utah	New York, N.Y.
M24	52-64	L	North Carolina State	New York, N.Y.

**1947-48 (17-3) // COACH LEE PATTON**

D5	80-55	W	Fairmont	Fairmont
D8	68-51	W	Brigham Young	Morgantown
D18	68-64	W	North Carolina State	Morgantown
D20	68-40	W	Fairmont	Morgantown
J3	78-35	W	Washington & Lee	Morgantown
J8	53-58	L	Manhattan	New York, N.Y.
J10	59-58	W	Niagara	Buffalo, N.Y.
J14	46-50	L	Penn State	State College, Pa.
J24	64-52	W	Bethany	Morgantown
J27	41-52	L	Washington & Jefferson	Washington, Pa.
J31	88-42	W	Virginia Military	Morgantown
F4	60-32	W	Penn State	Morgantown
F10	38-37	W	Navy	Annapolis, Md.
F14	81-75	W	Temple	Philadelphia, Pa.
F18	81-52	W	Geneva	Morgantown
F20	70-59	W	Pitt	Pittsburgh, Pa.
F25	73-52	W	Washington & Jefferson	Morgantown
F28	85-74	W	Bradley	Morgantown
M2	76-61	W	Temple	Morgantown
M6	52-36	W	Pitt	Morgantown

**1948-49 (18-6) // COACH LEE PATTON**

D1	71-48	W	Bethany	Morgantown
D4	63-51	W	Alderson-Broadus	Morgantown
D10	36-56	L	North Carolina State	Raleigh, N.C.
D14	62-49	W	Wake Forest	Morgantown
D18	94-61	W	Bucknell	Morgantown
D20	61-58	W	Arizona	Morgantown
D25	66-80	L	Bradley	Peoria, Ill.
D28	53-38	W	Rutgers	Morgantown
J1	62-72	L	Cincinnati	Cincinnati, Ohio
J7	71-66	W	Niagara	Buffalo, N.Y.
J11	50-64	L	City College of New York	New York, N.Y.
J15	82-50	W	Waynesburg	Morgantown
J29	81-63	W	Cincinnati	Morgantown
F2	52-28	W	Penn State	Morgantown
F5	45-47	L	Washington & Jefferson	Washington, Pa.
F9	49-47	W	Penn State	State College, Pa.
F12	88-69	W	Ohio Wesleyan	Morgantown
F16	54-51	W	Pitt	Pittsburgh, Pa.
F19	73-47	W	Salem	Morgantown
F21	96-48	W	Virginia Military	Morgantown
F23	63-43	W	Washington & Jefferson	Morgantown
F26	51-49	W	Davis & Elkins	Morgantown
M2	75-38	W	Geneva	Morgantown
M5	32-34*	L	Pitt	Morgantown



**1949-50 (13-11) // COACH LEE PATTON**

D3	59-44	W	Davis & Elkins	Morgantown
D9	62-60	W	Bethany	Morgantown
D12	44-49	L	Kansas State	Morgantown
D14	53-47	W	New Mexico	Morgantown
D17	67-48	W	Ohio Wesleyan	Morgantown
D21	57-46	W	Temple	Morgantown
D23	61-37	W	Fordham	Morgantown

**Dixie Classic**

D28	58-50	W	North Carolina	Raleigh, N.C.
D29	41-46	L	Penn State	Raleigh, N.C.
D30	48-63	L	Georgia Tech	Raleigh, N.C.
J3	68-58	W	Geneva	Morgantown
J7	63-70	L	Niagara	Buffalo, N.Y.
J10	55-80	L	City College of New York	New York, N.Y.
J14	64-50	W	Waynesburg	Morgantown
J19	59-69	L	Cincinnati	Cincinnati, Ohio
F1	65-46	W	Virginia	Morgantown
F4	55-62	L	Washington & Jefferson	Washington, Pa.
F11	64-69#	L	Cincinnati	Morgantown
F15	56-82	L	Penn State	State College, Pa.
F18	52-85	L	Temple	Philadelphia, Pa.
F22	63-60	W	Washington & Jefferson	Morgantown
F25	53-55	L	Pitt	Pittsburgh, Pa.
M1	59-56	W	Penn State	Morgantown
M4	59-53	W	Pitt	Morgantown

**Red BROWN**

**4 SEASONS/1951-54 // RECORD: 72-31**

**1950-51 (18-9, 9-3 SOUTHERN CONFERENCE/2ND) // COACH RED BROWN**

D2	71-60	W	West Virginia Wesleyan	Morgantown
D6	78-67	W	Virginia Tech	Morgantown
D9	93-51	W	Bethany	Morgantown
D16	64-55	W	South Carolina	Morgantown
D18	69-63	W	Wake Forest	Morgantown
D20	95-66	W	George Washington	Morgantown
D30	67-68	L	Arizona	Morgantown
J2	62-44	W	Western Reserve	Morgantown
J6	76-83	L	Niagara	Buffalo, N.Y.
J9	54-76	L	New York University	New York, N.Y.
J13	73-77	L	Duke	Durham, N.C.
J15	62-49	W	North Carolina	Chapel Hill, N.C.
J17	53-56	L	South Carolina	Columbia, S.C.
J20	79-75	W	Waynesburg	Morgantown
J27	87-38	W	Salem	Morgantown
J30	72-79	L	Virginia Tech	Blacksburg, Va.
J31	99-69	W	Virginia Military	Lexington, Va.
F1	88-70	W	Washington & Lee	Lexington, Va.
F3	94-59	W	Miami, Ohio	Morgantown
F6	76-60	W	Richmond	Charleston
F10	60-76	L	Penn State	State College, Pa.
F14	70-64	W	Maryland	College Park, Md.
F17	56-52	W	Pitt	Morgantown
F21	76-60	W	Washington & Jefferson	Morgantown
F26	72-74	L	Pitt	Pittsburgh, Pa.

**Southern Conference Tournament**

M1	67-88	L	William & Mary	Raleigh, N.C.
M5	72-68	W	Penn State	Morgantown

**1951-52 (23-4, 15-1 SOUTHERN CONFERENCE/1ST) // COACH RED BROWN**

D1	72-41	W	West Virginia Wesleyan	Morgantown
D3	78-53	W	Virginia Tech	Morgantown
D11	81-83*	L	George Washington	Washington, D.C.
D13	83-72	W	Richmond	Richmond, Va.
D15	39-36	W	Maryland	Morgantown
D20	87-66	W	William & Mary	Morgantown
D22	95-74	W	Duke	Morgantown
J3	100-75	W	New York University	New York, N.Y.
J5	74-71	W	Niagara	Niagara, N.Y.
J12	79-60	W	Pitt	Morgantown
J14	91-57	W	Wake Forest	Morgantown
J19	87-57	W	Waynesburg	Morgantown
J26	69-42	W	Bethany	Morgantown
J30	67-47	W	Pitt	Pittsburgh, Pa.
F1	91-66	W	Virginia Military	Morgantown
F2	60-61	L	Penn State	Morgantown
F6	80-65	W	North Carolina	Morgantown
F11	87-55	W	Richmond	Morgantown
F14	99-82	W	Virginia Tech	Blacksburg, Va.

F15	100-75	W	Washington & Lee	Lexington, Va.
F16	84-49	W	Virginia Military	Lexington, Va.
F22	88-73	W	Clemson	Morgantown
F23	80-69	W	Clemson	Morgantown
F27	65-84	L	Penn State	State College, Pa.
M1	71-50	W	Washington & Lee	Morgantown

**Southern Conference Tournament**

M6	77-64	W	William & Mary	Raleigh, N.C.
M7	88-90	L	Duke	Raleigh, N.C.

**1952-53 (19-7, 11-3 SOUTHERN CONFERENCE/4TH) // COACH RED BROWN**

D1	82-66	W	Waynesburg	Morgantown
D6	89-83	W	Washington & Lee	Fayetteville
D9	84-83	W	George Washington	Morgantown
D13	45-52	L	Maryland	College Park, Md.
D17	101-100*	W	William & Mary	Williamsburg, Va.
D19	65-83	L	Richmond	Richmond, Va.
D22	91-74	W	South Carolina	Morgantown
D23	86-73	W	South Carolina	Morgantown
D27	71-63	W	Syracuse	Morgantown
D31	70-65	W	Cornell	Morgantown
J3	75-78	L	New York University	New York, N.Y.
J10	92-55	W	Virginia Tech	Blacksburg, Va.
J14	82-72	W	Penn State	Morgantown
J17	95-70	W	Pitt	Morgantown
J24	86-62	W	Virginia Tech	Morgantown
J31	87-65	W	Bethany	Morgantown
F3	86-91	L	Duke	Durham, N.C.
F7	98-63	W	Virginia Military	Morgantown
F12	65-67	L	Pitt	Pittsburgh, Pa.
F17	89-86	W	Richmond	Morgantown
F20	94-70	W	Virginia Military	Lexington, Va.
F21	110-84	W	Virginia	Charlottesville, Va.
F25	57-77	L	Penn State	State College, Pa.
F28	91-72	W	Washington & Lee	Morgantown

**Southern Conference Tournament**

M5	91-87	W	Furman	Raleigh, N.C.
M6	80-85	L	North Carolina State	Raleigh, N.C.

**1953-54 (12-11, 6-4 SOUTHERN CONFERENCE/4TH) // COACH RED BROWN**

D2	96-92	W	Carnegie Tech	Morgantown
D8	75-106	L	George Washington	Washington, D.C.
D12	102-72	W	Washington & Lee	Fayetteville
D14	87-71	W	Maryland	Morgantown
D19	64-67	L	Duke	Morgantown
D22	67-74	L	Richmond	Morgantown
D30	88-81	W	Columbia	Morgantown
J5	74-87	L	St. John's	New York, N.Y.
J9	76-78	L	William & Mary	Morgantown
J13	66-74	L	Penn State	Morgantown
J16	59-70	L	Pitt	Morgantown
F1	80-85	L	Richmond	Richmond, Va.
F3	111-68	W	Virginia Tech	Morgantown
F4	92-80	W	New York University	Morgantown
F6	68-85	L	Penn State	State College, Pa.
F10	84-64	W	Waynesburg	Morgantown
F13	81-56	W	Virginia Military	Morgantown
F16	64-83	L	Pitt	Pittsburgh, Pa.
F20	101-67	W	Virginia Tech	Fayetteville
F24	117-74	W	Virginia Military	Williamson
F27	89-61	W	Washington & Lee	Morgantown

**Southern Conference Tournament**

M4	84-69	W	William & Mary	Morgantown
M5	74-83	L	George Washington	Morgantown

**Fred SCHAUS**

**6 SEASONS/1955-60 // RECORD: 146-37**

**1954-55 (19-11, 9-1 SOUTHERN CONFERENCE/1ST) // COACH FRED SCHAUS**

D1	91-63	W	Waynesburg	Morgantown
D4	68-60	W	Carnegie Tech	Pittsburgh, Pa.
D11	96-86	W	Washington & Lee	Morgantown
D13	72-66	W	Richmond	Morgantown

**Birmingham Classic**

D17	86-82	W	Wake Forest	Birmingham, Ala.
D18	82-96	L	Alabama	Birmingham, Ala.

**Dixie Classic**

D27	79-92	L	Duke	Raleigh, N.C.
D28	94-96	L	Wake Forest	Raleigh, N.C.
D29	79-71	W	Cornell	Raleigh, N.C.

\* - OVERTIME # - DOUBLE OVERTIME + - TRIPLE OVERTIME



# GREATEST BASKETBALL Wins (1946-60)

1945-46	WVU 70, St. John's 58 (NIT)
1946-47	WVU 69, Bradley 60 (NIT)
1947-48	WVU 68, North Carolina S. 64
1949-50	WVU 58, North Carolina 50 (Dixie Classic, Raleigh)
1951-52	WVU 100, New York U. 75 (Madison Square Garden)
1956-57	WVU 83, Duke 82 (Birmingham Classic finals)
1957-58	WVU 77, at Kentucky 70 (KIT)
1957-58	WVU 75, North Carolina 64 (KIT)
1957-58	WVU 76, at Villanova 75 (Palestra)
1957-58	WVU 113, at George Washington 107 (2OT)
1958-59	WVU 101, Duke 63
1958-59	WVU 76, at Tennessee 72
1958-59	WVU 96, St. Joseph's 92 (NCAA, Charlotte)
1958-59	WVU 94, Louisville 79 (NCAA, Louisville)
1959-60	WVU 79, Kentucky 70 (KIT finals)
1959-60	WVU 87, UCLA 73 (LA Classic)

J4	78-79	L	New York University	New York, N.Y.
J6	98-82	W	Virginia Tech	Morgantown
J8	69-70	L	Carnegie Tech	Morgantown
J11	80-102	L	Westminster	Morgantown
J15	71-59	W	Virginia Military	Morgantown
J22	101-77	W	Virginia Military	Lexington, Va.
J24	64-61	W	Virginia Tech	Blacksburg, Va.
J29	88-74	W	Pitt	Morgantown
J31	67-106	L	Richmond	Richmond, Va.
F2	68-77*	L	Penn State	Morgantown
F5	75-115	L	Duke	Durham, N.C.
F9	58-84	L	Penn State	State College, Pa.
F12	96-85	W	Washington & Lee	Fayetteville
F14	95-81	W	William & Mary	Parkersburg
F16	93-86	W	Pitt	Pittsburgh, Pa.
F19	83-74	W	George Washington	Morgantown
F26	94-71	W	Rutgers	Morgantown

### Southern Conference Tournament

M3	73-66	W	Virginia Military	Richmond, Va.
M4	89-74	W	Washington & Lee	Richmond, Va.
M5	58-48*	W	George Washington	Richmond, Va.

### NCAA Tournament

M8	61-95	L	La Salle	New York, N.Y.
----	-------	---	----------	----------------

### 1955-56 (21-9, 10-2 SOUTHERN CONFERENCE/T-1ST) // COACH FRED SCHAUS

D3	92-79	W	Carnegie Tech	Morgantown
D6	85-71	W	Furman	Morgantown
D9	80-71	W	Washington & Lee	Fayetteville
D13	79-94	L	George Washington	Washington, D.C.
D17	71-92	L	North Carolina State	Raleigh, N.C.
D20	89-74	W	Richmond	Morgantown

### Orange Bowl Classic

D28	78-69	W	Florida State	Miami Beach, Fla.
D29	70-60	W	Columbia	Miami Beach, Fla.
D30	83-78	W	Miami, Fla.	Miami Beach, Fla.
J3	98-84	W	Washington & Lee	Morgantown
J6	53-54	L	Villanova	Philadelphia, Pa.
J7	71-87	L	LaSalle	Philadelphia, Pa.
J9	89-66	W	Virginia Military	Morgantown
J11	66-68	L	Carnegie Tech	Pittsburgh, Pa.
J13	81-79	W	Penn State	Morgantown
J18	84-70	W	Pitt	Pittsburgh, Pa.
J28	76-73	W	Furman	Charlotte, N.C.
J30	103-68	W	Virginia Military	Bluefield
F4	78-84	L	Richmond	Richmond, Va.
F6	69-84	L	Memphis State	Morgantown
F8	76-73	W	Penn State	University Park, Pa.
F11	84-62	W	Virginia Tech1	Morgantown
F13	105-90	W	William & Mary2	Norfolk, Va.
F16	82-75	W	St. John's	New York, N.Y.
F22	97-88	W	William & Mary3	Morgantown
F25	77-94	L	Pitt	Morgantown

### Southern Conference Tournament

M1	59-53	W	Davidson	Richmond, Va.
M2	77-74	W	Furman	Richmond, Va.
M3	58-56	W	Richmond	Richmond, Va.

### NCAA Tournament

M13	59-61*	L	Dartmouth	New York, N.Y.
-----	--------	---	-----------	----------------

### 1956-57 (25-5, 12-0 SOUTHERN CONFERENCE/1ST) // COACH FRED SCHAUS

D1	71-47	W	Virginia Military4	Morgantown
D4	89-54	W	Florida State	Morgantown
D8	90-76	W	Washington & Lee5	Fayetteville
D12	81-66	W	Penn State	Morgantown

### Birmingham Classic

D14	105-69	W	Mississippi Southern	Birmingham, Ala.
D15	83-82	W	Duke	Birmingham, Ala.
D18	105-74	W	Richmond6	Morgantown
D22	107-79	W	North Carolina State	Morgantown

### Dixie Classic

D27	67-73	L	Duke	Raleigh, N.C.
D28	66-83	L	Utah	Raleigh, N.C.
D29	77-79	L	Iowa	Raleigh, N.C.
J5	110-95	W	Furman7	Morgantown
J8	89-86	W	Pitt	Pittsburgh, Pa.
J12	92-70	W	Villanova	Morgantown
J14	81-72	W	William & Mary8	Norfolk, Va.
J26	90-82	W	Furman9	Charlotte, N.C.
J29	59-54	W	Virginia Tech10	Fayetteville
F1	105-72	W	St. John's	Morgantown
F4	89-57	W	Virginia Military11	Bluefield
F7	83-77	W	New York University	New York, N.Y.
F9	87-81	W	Richmond12	Richmond, Va.
F12	93-82	W	George Washington13	Morgantown
F16	65-80	L	Penn State	University Park, Pa.
F23	107-93	W	Pitt	Morgantown
F25	80-57	W	William & Mary14	Morgantown
M1	77-75	W	George Washington15	Washington, D.C.

### Southern Conference Tournament

M7	71-51	W	Davidson	Richmond, Va.
M8	83-62	W	Richmond	Richmond, Va.
M9	67-52	W	Washington & Lee	Richmond, Va.

### NCAA Tournament

M12	56-64	L	Canisius	New York, N.Y.
-----	-------	---	----------	----------------

### 1957-58 (26-2, 12-0 SOUTHERN CONFERENCE/1ST) // COACH FRED SCHAUS

D3	109-50	W	Virginia Military16	Morgantown
D7	105-67	W	Furman17	Morgantown
D11	84-50	W	Penn State	Morgantown
D13	68-52	W	William & Mary18	Logan
D14	74-69	W	Washington & Lee19	Fayetteville
D17	76-74*	W	Richmond20	Morgantown

### Kentucky Invitational Tournament

D20	77-70	W	Kentucky	Lexington, Ky.
D21	75-64	W	North Carolina	Lexington, Ky.
J2	86-66	W	Canisius	Morgantown
J4	100-71	W	Washington & Lee21	Morgantown
J8	76-75	W	Villanova	Philadelphia, Pa.
J11	93-66	W	George Washington22	Morgantown
J15	71-64	W	Pitt	Pittsburgh, Pa.
J25	109-84	W	Furman23	Greenville, S.C.
J27	68-72	L	Duke	Durham, N.C.
J31	103-51	W	Florida State	Morgantown
F6	87-78	W	St. John's	New York, N.Y.
F8	72-60	W	Richmond24	Richmond, Va.
F10	82-68	W	William & Mary25	Morgantown
F12	104-58	W	Virginia Military26	Bluefield
F15	74-71	W	Penn State	University Park, Pa.
F17	98-66	W	Detroit	Morgantown
F22	99-86	W	Pitt	Morgantown
M1	113-107#	W	George Washington27	Washington, D.C.

### Southern Conference Tournament

M6	91-61	W	Davidson	Richmond, Va.
M7	81-70	W	Richmond	Richmond, Va.
M8	74-58	W	William & Mary	Richmond, Va.

### NCAA Tournament

M11	84-89	L	Manhattan	New York, N.Y.
-----	-------	---	-----------	----------------

### 1958-59 (29-5, 11-0 SOUTHERN CONFERENCE/1ST) // COACH FRED SCHAUS

D1	76-67	W	Furman28	Greenville, S.C.
D2	82-71	W	Virginia Military29	Bluefield
D6	78-63	W	Penn State	Morgantown
D9	89-61	W	The Citadel30	Morgantown
D12	101-63	W	Duke	Morgantown
D13	72-75	L	Virginia	Charleston
D16	98-67	W	Richmond31	Richmond

### Kentucky Invitational Tournament

D19	67-49	W	Oklahoma State	Lexington, Ky.
D20	91-97	L	Kentucky	Lexington, Ky.
D27	109-118#	L	Northwestern	Chicago, Ill.
D29	76-72	W	Tennessee	Knoxville, Tenn.





From 1956 to 1960, West Virginia won an NCAA record 44 consecutive regular-season league games as a member of the Southern Conference. The streak began with an 84-62 win against Virginia Tech in 1955-56 and continued for nearly three more seasons. During the streak, WVU won 32 of the 44 games by 10 or more points, and only four times in that span won by less than five. William & Mary, a team that WVU beat nine times during the streak, ended the Mountaineers' run with a 94-86 defeat in 1959-60. Other victims during the streak included Furman (eight times), Richmond (seven), Virginia Military (seven), George Washington (six), Washington & Lee (three), the Citadel (two) and Virginia Tech (two). The 44 games are indicated by bold, superscripted numerals that look like 27 in the all-time scores.

J2	80-52	W	Yale	Morgantown
J5	100-66	W	Furman <sup>32</sup>	Morgantown
J8	89-81*	W	Penn State	University Park, Pa.
J10	77-66	W	Canisius	Buffalo, N.Y.
J13	88-76	W	William & Mary <sup>33</sup>	Morgantown
J23	74-72	W	Western Kentucky	Louisville, Ky.
J26	77-67	W	George Washington <sup>34</sup>	Washington, D.C.
J30	82-76	W	William & Mary <sup>35</sup>	Norfolk, Va.
F3	73-64	W	Pitt	Morgantown
F7	96-90	W	Holy Cross	Morgantown
F12	70-72*	L	New York University	New York, N.Y.
F14	64-62	W	Richmond <sup>36</sup>	Richmond, Va.
F16	99-55	W	Virginia Military <sup>37</sup>	Morgantown
F18	90-69	W	Pitt	Pittsburgh, Pa.
F21	89-86	W	George Washington <sup>38</sup>	Morgantown

**Southern Conference Tournament**

F26	100-65	W	Davidson	Richmond, Va.
F27	85-82	W	William & Mary	Richmond, Va.
F28	85-66	W	The Citadel	Richmond, Va.

**NCAA Tournament**

M10	82-68	W	Dartmouth	New York, N.Y.
M13	95-92	W	St. Joseph's	Charlotte, N.C.
M14	86-82	W	Boston University	Charlotte, N.C.
M20	94-79	W	Louisville	Louisville, Ky.
M21	70-71	L	California	Louisville, Ky.

**1959-60 (26-5, 9-2 SOUTHERN CONFERENCE/2ND) // COACH FRED SCHAUS**

D1	93-78	W	Tennessee	Morgantown
D4	98-76	W	The Citadel <sup>39</sup>	Charleston, S.C.
D5	96-63	W	Furman <sup>40</sup>	Greenville, S.C.
D8	84-62	W	Richmond <sup>41</sup>	Morgantown
D12	104-74	W	Penn State	Morgantown
D14	91-76	W	Virginia Military <sup>42</sup>	Morgantown

**Kentucky Invitational Tournament**

D18	87-86	W	St. Louis	Lexington, Ky.
D19	79-70	W	Kentucky	Lexington, Ky.

**Los Angeles Classic**

D28	66-47	W	Stanford	Los Angeles, Calif.
D29	87-73	W	UCLA	Los Angeles, Calif.
D30	45-65	L	California	Los Angeles, Calif.
J5	95-79	W	Furman <sup>43</sup>	Morgantown
J9	75-73	W	Penn State	University Park, Pa.
J11	94-74	W	William & Mary <sup>44</sup>	Morgantown
J13	102-81	W	Virginia	Charleston
J16	89-81	W	Villanova	Morgantown
J27	76-66	W	Pitt	Pittsburgh, Pa.
J30	86-94	L	William & Mary	Norfolk, Va.
F1	101-71	W	Virginia Military	Bluefield
F6	101-79	W	George Washington	Morgantown
F8	98-69	W	New York University	Morgantown
F11	73-79	L	St. John's	New York, N.Y.
F13	103-57	W	Richmond	Richmond
F17	93-97	L	George Washington	Washington, D.C.
F20	89-75	W	Pitt	Morgantown

**Southern Conference Tournament**

F25	90-83	W	Virginia Military	Richmond, Va.
F26	117-83	W	William & Mary	Richmond, Va.
F27	82-72	W	Virginia Tech	Richmond, Va.

**NCAA Tournament**

M8	94-86	W	Navy	New York, N.Y.
M11	81-82*	L	New York University	Charlotte, N.C.
M12	106-100	W	St. Joseph's	Charlotte, N.C.

George **KING**  
**5 SEASONS/1961-65 // RECORD: 102-43**

**1960-61 (23-4, 11-1 SOUTHERN CONFERENCE/1ST) // COACH GEORGE KING**

D3	74-72*	W	William & Mary	Morgantown
D6	80-83	L	The Citadel	Morgantown
D9	80-73	W	Wake Forest	Charlotte, N.C.
D10	64-66	L	Duke	Charlotte, N.C.
D13	75-72	W	Richmond	Morgantown
D17	104-85	W	Virginia	Charleston

**Sugar Bowl Tournament**

D29	98-70	W	Tulane	New Orleans, La.
D30	86-82*	W	Memphis State	New Orleans, La.
J5	87-72	W	Virginia Military	Morgantown
J7	105-90	W	Furman	Morgantown
J9	94-74	W	Syracuse	Morgantown
J12	105-87	W	George Washington	Washington, D.C.
J14	77-82	L	Villanova	Philadelphia, Pa.
J18	73-68	W	Pitt	Pittsburgh, Pa.
J21	83-72	W	Virginia Tech	Morgantown
J28	76-69	W	William & Mary	Norfolk, Va.
J30	96-87	W	Furman	Greenville, S.C.
J31	102-91	W	Virginia Military	Bluefield
F4	86-78	W	North Carolina State	Charleston
F9	75-60	W	New York University	New York, N.Y.
F11	93-88	W	Richmond	Richmond, Va.
F14	80-78	W	Penn State	Morgantown
F18	92-84	W	Pitt	Morgantown
F21	71-68	W	Penn State	University Park, Pa.
F25	104-90	W	George Washington	Morgantown

**Southern Conference Tournament**

M2	89-71	W	Virginia Military	Richmond, Va.
M3	76-88	L	William & Mary	Richmond, Va.

**1961-62 (24-6, 12-1 SOUTHERN CONFERENCE/1ST) // COACH GEORGE KING**

D2	69-53	W	William & Mary	Morgantown
D5	90-56	W	Virginia Military	Charleston
D8	78-70	W	The Citadel	Charleston, S.C.
D9	96-79	W	Furman	Greenville, S.C.
D12	97-61	W	Richmond	Morgantown
D16	79-67	W	Penn State	University Park, Pa.
D18	65-69	L	Duke	Morgantown

**Los Angeles Classic**

D27	83-84	L	Utah	Los Angeles, Calif.
D28	79-86	L	Purdue	Los Angeles, Calif.
D30	73-58	W	Army	Los Angeles, Calif.
J3	101-79	W	Virginia Military	Morgantown
J6	88-82	W	Villanova	Morgantown
J9	85-81	W	Virginia Tech	Morgantown
J13	120-68	W	George Washington	Washington, D.C.
J15	82-73	W	Richmond	Richmond, Va.
J20	88-78	W	Pitt	Morgantown
J27	70-61	W	William & Mary	Norfolk, Va.
J29	82-85	L	Virginia Tech	Blacksburg, Va.
J31	101-99	W	Wake Forest	Charleston
F3	82-81*	W	North Carolina State	Greensboro, N.C.
F7	80-76	W	Pitt	Pittsburgh, Pa.
F10	87-62	W	George Washington	Morgantown
F15	75-85	L	New York University	New York, N.Y.
F17	86-72	W	Syracuse	Syracuse, N.Y.
F20	79-60	W	Penn State	Morgantown
F24	101-86	W	Furman	Morgantown

**Southern Conference Tournament**

M1	97-75	W	Richmond	Richmond, Va.
M2	86-73	W	George Washington	Richmond, Va.
M3	88-72	W	Virginia Tech	Richmond, Va.

**NCAA Tournament**

M12	75-90	L	Villanova	Philadelphia, Pa.
-----	-------	---	-----------	-------------------

**1962-63 (23-8, 11-2 SOUTHERN CONFERENCE/1ST) // COACH GEORGE KING**

D1	86-61	W	The Citadel	Morgantown
D4	100-74	W	Virginia Military	Charleston
D8	69-76	L	Ohio State	Columbus, Ohio
D11	78-59	W	Richmond	Morgantown

**Kentucky Invitational Tournament**

D21	70-65	W	Oregon State	Lexington, Ky.
D22	75-79	L	Kentucky	Lexington, Ky.

**Holiday Festival**

D26	65-64*	W	Boston College	New York, N.Y.
D28	94-82	W	St. Bonaventure	New York, N.Y.
D29	74-92	L	Illinois	New York, N.Y.

\* - OVERTIME # - DOUBLE OVERTIME + - TRIPLE OVERTIME



J3	86-74	W	Virginia Military	Morgantown
J5	104-71	W	Furman	Morgantown
J8	89-73	W	Davidson	Morgantown
J12	100-97	W	George Washington	Washington, D.C.
J16	89-73	W	Penn State	Morgantown
J19	86-83	W	Virginia Tech	Morgantown
J26	71-111	L	Duke	Durham, N.C.
J28	58-59	L	Furman	Greenville, S.C.
J30	114-67	W	Florida	Charleston
F2	68-67	W	Pitt	Pittsburgh, Pa.
F5	79-76	W	Virginia Tech	Blacksburg, Va.
F9	72-75	L	William & Mary	Norfolk, Va.
F13	68-69	L	Pitt	Morgantown
F16	89-72	W	Richmond	Richmond, Va.
F20	83-82	W	Penn State	University Park, Pa.
F23	104-86	W	George Washington	Morgantown

**Southern Conference Tournament**

F28	75-46	W	Richmond	Richmond, Va.
M1	81-63	W	Furman	Richmond, Va.
M2	79-74	W	Davidson	Richmond, Va.

**NCAA Tournament**

M11	77-71	W	Connecticut	Philadelphia, Pa.
M15	88-97	L	St. Joseph's	College Park, Md.
M16	83-73	W	New York University	College Park, Md.

**1963-64 (18-10, 11-3 SOUTHERN CONFERENCE/2ND) // COACH GEORGE KING**

N30	67-65	W	Furman	Greenville, S.C.
D2	58-53	W	The Citadel	Charleston, S.C.

**Centennial Classic**

D6	79-72	W	St. John's	Morgantown
D7	81-86	L	Duke	Morgantown
D10	79-71	W	Richmond	Morgantown
D13	64-68	L	Virginia Military	Charleston
D14	72-74	L	Maryland	College Park, Md.
D18	78-73	W	William & Mary	Morgantown

**Los Angeles Classic**

D26	86-92	L	Illinois	Los Angeles, Calif.
D27	65-81	L	Southern California	Los Angeles, Calif.
D28	69-66	W	Yale	Los Angeles, Calif.
J2	57-65	L	Furman	Morgantown
J4	82-93	L	Davidson	Charlotte, N.C.
J9	75-73	W	Virginia Military	Morgantown
J11	93-74	W	George Washington	Washington, D.C.
J15	84-63	W	Penn State	Morgantown
J18	76-92	L	Pitt	Pittsburgh, Pa.
J29	75-73	W	Davidson	Charleston
F1	81-73	W	Virginia Tech	Blacksburg, Va.
F5	91-67	W	Maryland	Morgantown
F8	82-75	W	George Washington	Morgantown
F12	86-84	W	Pitt	Morgantown
F15	74-66	W	Richmond	Richmond, Va.
F17	104-85	W	Syracuse	Morgantown
F19	76-86	L	Penn State	University Park, Pa.
F22	79-77	W	Virginia Tech	Morgantown

**Southern Conference Tournament**

F27	85-73	W	William & Mary	Charlotte, N.C.
F28	80-88	L	George Washington	Charlotte, N.C.

**1964-65 (14-15, 8-6 SOUTHERN CONFERENCE/4TH) // COACH GEORGE KING**

D1	73-75	L	The Citadel	Morgantown
D5	65-61	W	Furman	Greenville, S.C.
D8	67-65	W	Richmond	Morgantown
D11	79-73	W	Virginia Military	Charleston
D12	80-73*	W	Maryland	College Park, Md.
D14	72-63	W	William & Mary	Morgantown

**Kentucky Invitational Tournament**

D18	78-102	L	Kentucky	Lexington, Ky.
D19	67-71	L	Dayton	Lexington, Ky.
J2	106-85	W	Furman	Morgantown
J6	87-79	W	Virginia Military	Morgantown
J8	74-79	L	George Washington	Washington, D.C.
J9	71-74	L	Richmond	Richmond, Va.
J11	86-72	W	Pitt	Morgantown
J14	77-86	L	Davidson	Charleston
J16	79-80	L	Penn State	Morgantown
J26	76-75	W	Pitt	Pittsburgh, Pa.
J30	74-82	L	Virginia Tech	Blacksburg, Va.
F1	111-90	W	George Washington	Morgantown
F3	72-89	L	Penn State	University Park, Pa.
F6	89-109	L	Duke	Durham, N.C.
F8	80-103	L	Davidson	Charlotte, N.C.

F10	78-87	L	Maryland	Morgantown
F13	81-83	L	Syracuse	Syracuse, N.Y.
F15	61-80	L	St. John's	Jamaica, N.Y.
F20	127-73	W	Virginia Tech	Morgantown

**Southern Conference Tournament**

F25	94-83	W	George Washington	Charlotte, N.C.
F26	74-72*	W	Davidson	Charlotte, N.C.
F27	70-67#	W	William & Mary	Charlotte, N.C.

**NCAA Tournament**

M8	67-91	L	Providence	Philadelphia, Pa.
----	-------	---	------------	-------------------

**Bucky WATERS**

**4 SEASONS/1966-69 // RECORD: 69-41**

**1965-66 (19-9, 8-2 SOUTHERN CONFERENCE/2ND) // COACH BUCKY WATERS**

D1	69-58	W	Virginia Military	Charleston
D4	105-80	W	George Washington	Morgantown
D8	93-75	W	Virginia Military	Morgantown
D11	86-96	L	Illinois	Champaign, Ill.
D14	95-85	W	Richmond	Morgantown

**Milwaukee Classic**

D17	87-100	L	Marquette	Milwaukee, Wis.
D18	101-93	W	Wisconsin	Milwaukee, Wis.
D21	76-74	W	Maryland	Morgantown
D30	77-94	L	North Carolina State	Raleigh, N.C.
D31	102-97	W	North Carolina	Raleigh, N.C.
J6	91-104	L	New York University	New York, N.Y.
J8	79-105	L	Davidson	Charlotte, N.C.
J12	98-76	W	East Carolina	Morgantown
J15	73-64	W	Penn State	Morgantown
J25	90-79	W	Pitt	Pittsburgh, Pa.
J29	85-81	W	Furman	Beckley
J31	73-72	W	St. John's	Morgantown
F2	74-65	W	Davidson	Charleston
F5	90-79	W	George Washington	Washington, D.C.
F7	94-90	W	Duke	Charleston
F11	82-84	L	Richmond	Richmond, Va.
F12	92-107	L	Maryland	College Park, Md.
F14	103-63	W	Pitt	Morgantown
F16	81-108	L	Penn State	University Park, Pa.
F19	99-95*	W	Syracuse	Morgantown

**Southern Conference Tournament**

F24	95-80	W	Virginia Military	Charlotte, N.C.
F25	64-50	W	William & Mary	Charlotte, N.C.
F26	69-80	L	Davidson	Charlotte, N.C.

**1966-67 (19-9, 9-1 SOUTHERN CONFERENCE/1ST) // COACH BUCKY WATERS**

D1	59-55	W	East Carolina	Morgantown
D3	73-67	W	William & Mary	Charleston
D7	99-75	W	Virginia Military	Morgantown
D10	90-88	W	Illinois	Morgantown
D13	103-75	W	Richmond	Morgantown

**Far West Classic**

D28	86-92	L	Washington State	Portland, Ore.
D29	93-88	W	Minnesota	Portland, Ore.
D30	87-107	L	St. Louis	Portland, Ore.
J7	93-97#	L	Davidson	Charlotte, N.C.
J11	81-82*	L	Maryland	Morgantown
J16	91-77	W	Virginia Military	Charleston
J18	102-78	W	Pitt	Pittsburgh, Pa.
J21	99-102	L	Penn State	University Park, Pa.
J25	97-84	W	Detroit	Morgantown
J28	61-58	W	Maryland	College Park, Md.
F1	86-83	W	Davidson	Morgantown
F4	75-91	L	Duke	Greensboro, N.C.
F6	81-62	W	Pitt	Morgantown
F9	71-83	L	St. John's	Jamaica, N.Y.
F11	104-118	L	Syracuse	Syracuse, N.Y.
F14	83-67	W	Penn State	Morgantown
F17	105-93	W	Richmond	Richmond, Va.
F18	94-73	W	George Washington	Washington, D.C.
F25	127-97	W	George Washington	Morgantown

**Southern Conference Tournament**

M2	82-53	W	East Carolina	Charlotte, N.C.
M3	82-70	W	Richmond	Charlotte, N.C.
M4	81-65	W	Davidson	Charlotte, N.C.

**NCAA Tournament**

M11	57-68	L	Princeton	Blacksburg, Va.
-----	-------	---	-----------	-----------------

**1967-68 (19-9, 9-2 SOUTHERN CONFERENCE/2ND) // COACH BUCKY WATERS**

D2	83-66	W	William & Mary	Morgantown
D6	65-63	W	St. John's	Morgantown
D9	72-82	L	Florida	Charleston
D11	81-86	L	Detroit	Detroit, Mich.
D13	87-66	W	Richmond	Morgantown
D22	77-57	W	Virginia Military	Morgantown

**Holiday Festival**

D26	71-98	L	Columbia	New York, N.Y.
D28	83-100	L	LaSalle	New York, N.Y.
J3	90-92*	L	Virginia Military	Beckley
J6	71-55	W	George Washington	Washington, D.C.
J10	75-79	L	Maryland	College Park, Md.
J13	89-86*	W	Davidson	Morgantown
J17	90-64	W	Pitt	Morgantown
J20	88-66	W	Penn State	University Park, Pa.
J24	77-63	W	Penn State	Morgantown
J27	77-60	W	East Carolina	Greenville, N.C.
J29	88-70	W	William & Mary	Charleston
F3	77-91	L	Davidson	Charlotte, N.C.
F7	79-75	W	Georgia Tech	Charleston
F10	83-66	W	Maryland	Morgantown
F13	84-83	W	Richmond	Richmond, Va.
F17	80-76	W	Syracuse	Morgantown
F21	87-76	W	Pitt	Pittsburgh, Pa.
F24	90-72	W	George Washington	Morgantown

**Southern Conference Tournament**

F29	76-71	W	East Carolina	Charlotte, N.C.
M1	102-81	W	Richmond	Charlotte, N.C.
M2	70-87	L	Davidson	Charlotte, N.C.

**National Invitation Tournament**

M16	68-87	L	Dayton	New York, N.Y.
-----	-------	---	--------	----------------

**1968-69 (12-14) // COACH BUCKY WATERS**

N30	82-75	W	East Carolina	Morgantown
D2	89-74	W	William & Mary	Morgantown
D4	86-65	W	Maryland	Morgantown
D7	81-70	W	Virginia Tech	Charleston
D11	79-80	L	Richmond	Morgantown
D21	56-95	L	UCLA	Los Angeles, Calif.

**Rainbow Classic**

D26	58-72	L	Santa Clara	Honolulu, Hawaii
D30	60-77	L	Arizona	Honolulu, Hawaii
J4	100-81	W	George Washington	Fort Myer, Va.
J6	75-71	W	William & Mary	Fort Eustis, Va.
J8	68-65	W	Virginia Military	Beckley
J11	71-102	L	Davidson	Charlotte, N.C.
J15	84-87	L	Virginia Military	Morgantown
J18	62-91	L	St. John's	Jamaica, N.Y.
J22	62-64	L	Penn State	University Park, Pa.
J28	87-90	L	Pitt	Pittsburgh, Pa.
F1	98-88	W	George Washington	Morgantown
F4	79-94	L	Davidson	Morgantown
F8	84-91	L	Maryland	College Park, Md.
F12	89-69	W	Pitt	Morgantown
F15	90-88	W	Duke	Charleston
F17	86-78	W	Richmond	Richmond, Va.
F19	67-81	L	Penn State	Morgantown
F22	83-95	L	Syracuse	Syracuse, N.Y.
F26	82-77	W	Virginia Tech	Morgantown
M3	57-75	L	Florida	Jacksonville, Fla.

Sonny **MORAN**


**5 SEASONS/1970-74 // RECORD: 57-68**

**1969-70 (11-15) // COACH SONNY MORAN**

D1	87-106	L	Kentucky	Lexington, Ky.
D3	106-80	W	William & Mary	Morgantown
D6	97-72	W	Richmond	Morgantown
D9	60-76	L	St. John's	Morgantown
D13	90-89	W	George Washington	Morgantown

**Sugar Bowl Tournament**

D29	80-84	L	Notre Dame	New Orleans, La.
D30	95-91	W	New Mexico	New Orleans, La.
J3	76-83	L	William & Mary	Hampton, Va.
J7	76-83	L	Maryland	College Park, Md.
J10	80-92	L	Davidson	Charlotte, N.C.
J14	67-66*	W	Pitt	Pittsburgh, Pa.
J17	88-87*	W	Florida	Morgantown
J19	70-84	L	Ohio State	Columbus, Ohio



Jerry **WEST**

In the annals of West Virginia basketball, the uniform number that stands head-and-shoulders above all others is 44. In just seven seasons of action, that number produced five All-America

awards, two Pro Hall of Fame inductions, three WVU Sports Hall of Fame members and these numbers: 4,096 points, 2,152 rebounds and 565 assists.

The first player to wear 44 was Joe Stydahar in 1936. Known better for his exploits on the gridiron, Stydahar held his own on the basketball court, scoring 608 points in four seasons. He wore 44 during his final season of basketball, in which he only played three games. Stydahar was a football third-team All-American in 1935, and was inducted into the Pro Football Hall of Fame in 1967 and the WVU Sports Hall of Fame in 1991.

The next player to wear 44 was and still is the most famous Mountaineer to ever don the Gold and Blue -- Jerry West. In three seasons from 1958-60 (freshmen were not allowed to play varsity ball), West put up numbers that have stood as Mountaineer records for more than 35 years. His 2,309 career points and 1,240 career rebounds are school records that may stand eternally.

Since West's career ended in 1960, no one has come closer than 450 points and 170 rebounds to his respective marks. In all, West holds 17 school records. He was an unanimous All-American in both 1959 and 1960 and was inducted into the Pro Basketball Hall of Fame in 1979 and the WVU Hall of Fame in 1991.

**Who's worn 44?**

Years	Player	G	Ast	Avg	Reb	Avg	Pts	Avg
1936	Joe Stydahar	3	--	--	--	--	2	0.7
1958-60	Jerry West	93	261	2.8	1,240	13.3	2,309	24.8
1961-63	Rod Thorn	82	304	3.7	912	11.1	1,785	21.8
<b>Totals</b>		<b>178</b>	<b>565</b>	<b>3.2</b>	<b>2,152</b>	<b>12.1</b>	<b>4,096</b>	<b>23.0</b>



Rod **THORN**

The third and final Mountaineer to wear 44 was Rod Thorn, among the best players in West Virginia history. Taking the reins from West, Thorn continued what is referred to as the "Golden Era"

of Mountaineer basketball.

From 1961-63, Thorn scored 1,785 points (No. 5 all-time), grabbed 912 rebounds (No. 7 all-time) and dished out 304 assists (No. 11 all-time). Thorn was an All-American in 1962 and 1963 and was inducted into the WVU Sports Hall of Fame in 1992.



J21	69-81	L	Penn State	University Park, Pa.
J24	121-65	W	Hawaii	Morgantown
J27	82-87	L	Davidson	Morgantown
J31	92-91*	W	George Washington	Fort Myer, Va.
F4	75-76	L	Virginia Tech	Charleston
F7	70-82	L	Duke	Durham, N.C.
F11	80-87	L	Furman	Morgantown
F14	94-84	W	Syracuse	Morgantown
F18	58-57	W	Penn State	Morgantown
F21	78-114	L	Notre Dame	Notre Dame, Ind.
F25	83-78	W	Maryland	Morgantown
F28	78-80	L	Virginia Tech	Blacksburg, Va.
M3	87-92	L	Pitt	Morgantown

**1970-71 (13-12) // COACH SONNY MORAN**

D1	113-92	W	Colgate	Morgantown
D5	101-95	W	Furman	Morgantown
D7	100-106	L	Kentucky	Morgantown

**Mountaineer Classic**

D11	74-71	W	Army	Morgantown
D12	91-94*	L	Virginia	Morgantown

**Quaker City Classic**

D26	83-100	L	St. Joseph's	Philadelphia, Pa.
D28	82-92	L	St. Francis, Pa.	Philadelphia, Pa.
J9	57-66	L	Davidson	Charlotte, N.C.
J13	74-83	L	Ohio State	Morgantown
J16	82-100	L	St. John's	Jamaica, N.Y.
J20	71-62	W	Penn State	University Park, Pa.
J23	107-90	W	Rhode Island	Morgantown
J27	98-100*	L	North Carolina State	Raleigh, N.C.
J30	105-96	W	George Washington	Morgantown
F3	95-91	W	Pitt	Pittsburgh, Pa.
F6	93-79	W	Davidson	Morgantown
F11	85-109	L	Rutgers	New York, N.Y.
F13	90-102	L	Syracuse	Syracuse, N.Y.
F17	93-82	W	Virginia Tech	Charleston
F20	98-107	L	Notre Dame	Morgantown
F24	101-89	W	Penn State	Morgantown
F27	83-81	W	Maryland	College Park, Md.
M1	71-72	L	Florida	Gainesville, Fla.
M3	66-64	W	Pitt	Morgantown
M6	104-95	W	Virginia Tech	Morgantown

**1971-72 (13-11) // COACH SONNY MORAN**

D1	103-86	W	East Carolina	Morgantown
D4	70-66	W	California-Irvine	Morgantown
D6	87-75	W	North Carolina State	Morgantown

**Mountaineer Classic**

D10	106-53	W	Columbia	Morgantown
D11	98-94*	W	Northwestern	Morgantown
J8	95-78	W	Davidson	Morgantown
J10	76-91	L	Pitt	Pittsburgh, Pa.
J12	88-73	W	Bucknell	Morgantown
J15	64-77	L	Penn State	University Park, Pa.
J18	83-87	L	Lafayette	Morgantown
J22	80-101	L	Davidson	Charlotte, N.C.
J26	101-105#	L	Virginia Tech	Morgantown
J29	69-72	L	George Washington	Fort Myer, Va.
F3	97-87	W	Notre Dame	Notre Dame, Ind.
F5	84-81	W	Navy	Morgantown
F9	88-89*	L	Virginia	Charleston
F12	79-85	L	Syracuse	Morgantown
F16	87-71	W	William & Mary	Morgantown
F19	87-99	L	Richmond	Richmond, Va.
F21	96-99*	L	Furman	Greenville, S.C.
F23	79-80	L	Penn State	Morgantown
F26	78-77	W	Manhattan	Morgantown
M1	83-82	W	Virginia Tech	Blacksburg, Va.
M4	104-90	W	Pitt	Morgantown

**1972-73 (10-15) // COACH SONNY MORAN**

D2	63-62	W	Massachusetts	Morgantown
D4	55-48	W	Richmond	Richmond, Va.

**Mountaineer Classic**

D8	53-46	W	Air Force	Morgantown
D9	51-63	L	California	Morgantown
D19	59-77	L	Wisconsin	Madison, Wis.
J10	102-69	W	Cornell	Morgantown
J13	62-77	L	Penn State	University Park, Pa.
J16	75-63	W	Lehigh	Morgantown
J20	79-73	W	Villanova	Morgantown

# GREATEST BASKETBALL Wins (1961-75)

1960-61	WVU 86, Memphis St. 82 (OT; Sugar Bowl finals; Lee Patrone 33 pts)
1960-61	WVU 86, North Carolina St. 78 (Charleston; comeback from 20 pt deficit)
1961-62	WVU 88, Virginia Tech 72 (won Southern Conf tournament)
1962-63	WVU 68, at Pitt 67 (controversial)
1963-64	WVU 75, Davidson 73 (Charleston; halted a Davidson 15-game win streak; game ended on a goaltend)
1964-65	WVU 70, William & Mary 67 (2OT; Southern Conf final, Charlotte)
1965-66	WVU 94, No. 1 Duke 90 (Charleston)
1965-66	WVU 102, North Carolina 97 (Raleigh)
1966-67	WVU 90, Illinois 88 (put WVU in Top 20)
1967-68	WVU 89, Davidson 86 (OT)
1970-71	WVU 113, Colgate 92 (first game at Coliseum)
1970-71	WVU 101, Penn State 89 (Wil Robinson scores 45 pts)
1971-72	WVU 97, at Notre Dame 87
1973-74	WVU 101, Manhattan 100 (3OT; Warren Baker scores 31 pts)

J23	60-61	L	Lafayette	Morgantown
J27	63-62	W	George Washington	Morgantown
J31	75-89	L	Virginia	Charlottesville, Va.
F3	88-85#	W	Davidson	Morgantown
F5	64-77	L	Pitt	Pittsburgh, Pa.
F7	71-68	W	Rutgers	Charleston
F10	62-82	L	Syracuse	Syracuse, N.Y.
F13	75-78	L	Richmond	Morgantown
F15	66-69	L	William & Mary	Williamsburg, Va.
F17	68-86	L	Virginia Tech	Morgantown
F19	59-62*	L	Penn State	Morgantown
F22	73-92	L	Notre Dame	Morgantown
F24	64-68	L	George Washington	Fort Myer, Va.
F27	59-58	W	Pitt	Morgantown
M1	63-77	L	Manhattan	New York, N.Y.
M6	53-76	L	Virginia Tech	Blacksburg, Va.

**1973-74 (10-15) // COACH SONNY MORAN**

D1	82-78	W	Pitt	Morgantown
D4	74-86	L	Wake Forest	Morgantown

**Mountaineer Classic**

D7	76-74	W	California	Morgantown
D8	78-74	W	Oregon State	Morgantown
D19	62-69	L	Wisconsin	Morgantown

**Far West Classic**

D27	79-96	L	Washington	Portland, Ore.
D28	80-79	W	Texas	Portland, Ore.
D29	83-85	L	Brigham Young	Portland, Ore.
J9	71-74*	L	George Washington	Charleston
J12	55-71	L	Penn State	Morgantown
J16	80-82	L	Virginia Tech	Blacksburg, Va.
J19	74-77	L	Davidson	Charlotte, N.C.
J23	79-76	W	Richmond	Morgantown
J26	64-66	L	George Washington	Fort Myer, Va.
J30	90-85*	W	Virginia	Morgantown
F2	75-68	W	Villanova	Philadelphia, Pa.
F7	73-80	L	Rutgers	New York, N.Y.
F9	70-75	L	Duquesne	Morgantown
F11	78-77	W	Syracuse	Morgantown
F16	94-83	W	Virginia Tech	Morgantown
F18	83-84	L	Richmond	Richmond, Va.
F20	63-83	L	Penn State	University Park, Pa.
F23	80-108	L	Notre Dame	Notre Dame, Ind.
F27	101-100+	W	Manhattan	Morgantown
M2	78-83	L	Pitt	Pittsburgh, Pa.

**Joedy GARDNER**

**4 SEASONS/1975-78 // RECORD: 59-53**

**1974-75 (14-13) // COACH JOEDY GARDNER**

N30	85-52	W	Georgia Southern	Morgantown
D3	82-78*	W	Pitt	Morgantown
D7	86-80	W	Villanova	Morgantown
D11	83-94	L	Purdue	West Lafayette, Ind.





**Utah Classic**

D13	82-80	W	Weber State	Salt Lake City, Utah
D14	78-90	L	Utah	Salt Lake City, Utah

**Presidential Classic**

J3	78-82	L	American	Washington, D.C.
J4	99-83	W	Boston University	Washington, D.C.
J8	89-85*	W	Massachusetts	Charleston
J11	63-59	W	Penn State	University Park, Pa.
J15	86-87	L	Virginia Tech	Morgantown
J18	71-67	W	Pacific	Morgantown
J21	100-83	W	Duquesne	Pittsburgh, Pa.
J23	90-51	W	Lehigh	Morgantown
J25	75-83	L	George Washington	Morgantown
J27	84-86#	L	Rutgers	Morgantown
J29	79-87	L	Virginia	Charlottesville, Va.
F1	97-92	W	Davidson	Morgantown
F8	84-81	W	Syracuse	Syracuse, N.Y.
F12	77-83	L	Pitt	Pittsburgh, Pa.
F17	82-84*	L	Richmond	Richmond, Va.
F19	65-66	L	Penn State	Morgantown
F22	79-73	W	St. Francis, Pa.	Morgantown
F26	68-78	L	Virginia Tech	Blacksburg, Va.
M1	99-105	L	Illinois State	Morgantown

**ECAC Tournament**

M7	75-73	W	Pitt	Morgantown
M8	61-62	L	Georgetown	Morgantown

**1975-76 (15-13) // COACH JOEDY GARDNER**

N29	84-40	W	Hunter College	Morgantown
D3	80-93	L	Wake Forest	Winston-Salem, N.C.
D6	79-90	L	Purdue	Morgantown
D10	78-71	W	Temple	Morgantown

**Lobo Invitational Tournament**

D29	89-76	W	New Mexico	Albuquerque, N.M.
D30	68-82	L	California	Albuquerque, N.M.
J3	97-75	W	Syracuse	Morgantown
J7	61-70	L	Pitt	Pittsburgh, Pa.
J10	84-80*	W	Davidson	Charlotte, N.C.
J12	80-114	L	Virginia Tech	Blacksburg, Va.
J14	92-74	W	City College of New York	Morgantown
J21	76-72	W	Duquesne	Morgantown
J24	69-64	W	Penn State	University Park, Pa.
J26	78-81	L	Virginia Tech	Morgantown
J28	71-58	W	Virginia	Morgantown
J31	77-86	L	Duke	Durham, N.C.
F3	67-59	W	St. Francis, Pa.	Morgantown
F5	76-86	L	Rutgers	New York, N.Y.
F7	58-75	L	Villanova	Philadelphia, Pa.
F11	85-72	W	Pitt	Morgantown
F14	77-97	L	Notre Dame	Notre Dame, Ind.
F18	103-87	W	Penn State	Morgantown
F21	76-89	L	George Washington	Morgantown
F23	56-66	L	Cincinnati	Charleston
F25	109-84	W	Richmond	Morgantown
M1	91-67	W	New Hampshire	Morgantown

**ECAC Tournament**

M5	97-99	L	George Washington	Morgantown
M6	87-64	W	Villanova	Morgantown

**1976-77 (18-11, 5-5 ECBL WEST/T-1ST) // COACH JOEDY GARDNER**

**Hall of Fame Tournament**

N26	89-77	W	Massachusetts	Springfield, Mass.
N27	83-78	W	Syracuse	Springfield, Mass.
D1	74-73	W	Virginia Tech	Morgantown
D4	102-74	W	St. Joseph's, Ind.	Morgantown
D7	97-82	W	Duquesne	Morgantown
D11	64-79	L	Temple	Philadelphia, Pa.

**Kentucky Invitational Tournament**

D17	70-74	L	Utah	Lexington, Ky.
D18	85-78	W	Bowling Green	Lexington, Ky.
J3	112-71	W	Bucknell	Morgantown
J5	100-91	W	Pitt	Pittsburgh, Pa.
J8	92-72	W	Penn State	Morgantown
J12	65-75	L	Villanova	Philadelphia, Pa.
J15	71-86	L	Syracuse	Syracuse, N.Y.
J19	77-79	L	St. Francis, Pa.	Loretto, Pa.
J22	68-80	L	George Washington	Washington, D.C.
J27	78-83	L	Duquesne	Pittsburgh, Pa.
J29	70-65	W	Duke	Morgantown
F1	86-78	W	Virginia Tech	Blacksburg, Va.
F4	91-70	W	Massachusetts	Morgantown

F7	69-58	W	William & Mary	Charleston
F9	90-69	W	Pitt	Morgantown
F12	66-68	L	Rutgers	Morgantown
F16	69-81	L	Penn State	University Park, Pa.
F19	81-68	W	Notre Dame	Morgantown
F21	107-69	W	Cleveland State	Morgantown
F24	85-60	W	Buffalo State	Morgantown

**Eastern Colleague Basketball League Tournament**

M2	66-54	W	Pitt	Philadelphia, Pa.
M4	75-83*	L	Villanova	Philadelphia, Pa.
M5	83-93	L	Massachusetts	Philadelphia, Pa.

**1977-78 (12-16, 3-7 EASTERN 8/8TH) // COACH JOEDY GARDNER**

N26	85-50	W	Fairleigh Dickinson	Morgantown
N30	61-72	L	William & Mary	Williamsburg, Va.
D3	63-72	L	Villanova	Morgantown
D7	105-66	W	City College of New York	Morgantown

**Big Sun Invitational Tournament**

D9	73-76	L	Seton Hall	St. Petersburg, Fla.
D10	71-80	L	South Florida	St. Petersburg, Fla.
D21	80-89	L	Ohio State	Columbus, Ohio
D30	76-66	W	Cleveland State	Cleveland, Ohio
J4	66-71	L	Pitt	Pittsburgh, Pa.
J6	76-61	W	George Washington	Morgantown
J9	76-89	L	Duquesne	Morgantown
J11	88-99	L	Virginia Tech	Blacksburg, Va.
J14	61-58	W	Rider	Morgantown
J18	87-74	W	Duquesne	Pittsburgh, Pa.
J25	82-103	L	Notre Dame	Notre Dame, Ind.
J30	78-68	W	Penn State	Morgantown
F1	61-80	L	Rutgers	New Brunswick, N.J.
F4	65-67	L	Massachusetts	Springfield, Mass.
F8	76-87	L	Pitt	Morgantown
F11	73-74	L	Syracuse	Morgantown
F15	75-76	L	Penn State	University Park, Pa.
F18	101-84	W	St. Francis, N.Y.	Morgantown
F20	80-73	W	Marshall	Morgantown
F22	89-88	W	Virginia Tech	Morgantown
F24	80-96	L	Cincinnati	Cincinnati, Ohio

**Eastern 8 Tournament**

M2	81-74	W	Rutgers	Pittsburgh, Pa.
M3	59-57	W	Duquesne	Pittsburgh, Pa.
M4	59-63	L	Villanova	Pittsburgh, Pa.

Gale **CATLETT**

**24 SEASONS/1979-2002 // RECORD: 439-276**

**1978-79 (16-12, 7-3 EASTERN 8/2ND) // COACH GALE CATLETT**

N25	86-66	W	Rider	Morgantown
N29	45-39	W	William & Mary	Morgantown
D2	64-69	L	Ohio State	Morgantown
D6	79-73	W	Marshall	Morgantown
D9	56-47	W	Penn State	Morgantown
D16	60-106	L	Louisville	Louisville, Ky.

**West Virginia Classic**

D29	76-78	L	Ohio	Morgantown
D30	73-71	W	Marshall	Morgantown
J3	81-79	W	American	Morgantown
J6	88-56	W	Massachusetts	Morgantown
J10	83-82	W	Virginia Tech	Morgantown
J14	69-73	L	Duquesne	Pittsburgh, Pa.
J17	72-53	W	Penn State	University Park, Pa.
J20	93-92	W	Pitt	Morgantown
J24	65-79	L	Cincinnati	Morgantown
J26	58-99	L	Villanova	Philadelphia, Pa.
J29	74-90	L	Syracuse	Syracuse, N.Y.
F1	66-63	W	Westminster	Morgantown
F3	57-72	L	Pitt	Pittsburgh, Pa.
F7	92-63	W	Duquesne	Morgantown
F10	68-61	W	Rutgers	Morgantown
F12	85-79	W	Robert Morris	Morgantown
F15	91-93	L	Eastern Kentucky	Charleston
F17	54-70	L	Notre Dame	Morgantown
F21	61-73	L	Virginia Tech	Blacksburg, Va.
F24	74-72	W	George Washington	Washington, D.C.

**Eastern 8 Tournament**

F27	73-59	W	Duquesne	Morgantown
M1	52-55	L	Rutgers	Pittsburgh, Pa.

\* - OVERTIME # - DOUBLE OVERTIME + - TRIPLE OVERTIME



**1979-80 (15-14, 4-6 EASTERN 8/7TH) // COACH GALE CATLETT**

D1	72-59	W	Western Illinois	Morgantown
D5	62-63	L	William & Mary	Williamsburg, Va.
D8	66-68*	L	Penn State	University Park, Pa.
D10	55-72	L	Ohio State	Morgantown
D13	107-60	W	Adelphi	Morgantown
D15	61-69	L	Ohio	Athens, Ohio

**West Virginia Classic**

D28	82-65	W	Xavier	Morgantown
D29	71-61	W	Marshall	Morgantown
J2	63-62*	W	Marshall	Charleston
J7	69-72	L	Syracuse	Morgantown
J9	71-73*	L	Virginia Tech	Blacksburg, Va.
J12	86-68	W	Villanova	Morgantown
J16	71-75	L	Penn State	Morgantown
J19	66-73	L	Duquesne	Pittsburgh, Pa.
J23	71-69*	W	American	Washington, D.C.
J26	75-81	L	George Washington	Morgantown
J28	79-66	W	Morehead State	Charleston
J30	64-68	L	Virginia Tech	Morgantown
F2	68-66	W	Pitt	Morgantown
F6	38-49	L	Duquesne	Morgantown
F9	80-82	L	Rutgers	New Brunswick, N.J.
F11	73-68	W	Massachusetts	Springfield, Mass.
F14	78-90	L	Louisville	Morgantown
F16	67-66	W	Pitt	Pittsburgh, Pa.
F20	89-62	W	Drexel	Morgantown
F23	107-68	W	Robert Morris	Morgantown

**Eastern 8 Tournament**

F26	95-87	W	Duquesne	Pittsburgh, Pa.
F29	77-66	W	Rutgers	Pittsburgh, Pa.
M1	62-74	L	Villanova	Pittsburgh, Pa.

**1980-81 (23-10, 9-4 EASTERN 8/3RD) // COACH GALE CATLETT**

N29	108-74	W	Akron	Morgantown
D3	53-50	W	Ohio Northern	Morgantown
D6	73-76*	L	Marshall	Morgantown
D10	69-61	W	Ohio	Morgantown
D13	64-70	L	Virginia Tech	Charleston

**Mountaineer Classic**

D19	63-38	W	St. Francis, N.Y.	Morgantown
D20	76-65	W	East Tennessee State	Morgantown
D30	67-70#	L	Ohio State	Columbus, Ohio
J3	85-71	W	Massachusetts	Amherst, Mass.
J7	81-59	W	Youngstown State	Morgantown
J10	81-71	W	George Washington	Morgantown
J12	73-61	W	Duquesne	Morgantown
J14	82-81	W	St. Bonaventure	Morgantown
J17	93-51	W	Massachusetts	Morgantown
J21	55-52	W	Penn State	University Park, Pa.
J24	85-69	W	St. Bonaventure	Olean, N.Y.
J28	70-64	W	Robert Morris	Morgantown
J31	76-63	W	Pitt	Morgantown
F5	71-73	L	Rutgers	New Brunswick, N.J.
F7	89-46	W	City College of New York	Morgantown
F9	64-69	L	Duquesne	Pittsburgh, Pa.
F14	73-67	W	Rutgers	Morgantown
F18	81-60	W	Rhode Island	Morgantown
F21	64-81	L	Pitt	Pittsburgh, Pa.
F25	82-69	W	Morehead State	Morgantown
F28	82-85*	L	George Washington	Washington, D.C.

**Eastern 8 Tournament**

M3	64-62	W	St. Bonaventure	Morgantown
M6	50-55	L	Duquesne	Pittsburgh, Pa.

**National Invitation Tournament**

M13	67-64	W	Pennsylvania	Morgantown
M16	77-76*	W	Temple	Morgantown
M19	80-69	W	Minnesota	Minneapolis, Minn.
M23	87-89	L	Tulsa	New York, N.Y.
M25	72-75	L	Purdue	New York, N.Y.

**1981-82 (27-4, 13-1 EASTERN 8/1ST) // COACH GALE CATLETT**

N28	111-63	W	St. Leo	Morgantown
D5	78-91	L	Marshall	Huntington
D9	84-64	W	Robert Morris	Morgantown
D12	73-68	W	Ohio State	Morgantown
D15	113-54	W	Wisconsin-Superior	Morgantown

**Mountaineer Classic**

D18	73-42	W	Manhattan	Charleston
D19	85-83	W	Long Island	Charleston
J2	75-67	W	Virginia Tech	Roanoke, Va.

J9	71-69*	W	Rhode Island	Morgantown
J11	80-65	W	Massachusetts	Morgantown
J13	62-60	W	Youngstown State	Youngstown, Ohio
J16	71-67	W	St. Bonaventure	Olean, N.Y.
J18	75-68	W	Penn State	Morgantown
J20	75-65	W	Duquesne	Morgantown
J23	59-57	W	Rhode Island	Providence, R.I.
J25	72-60	W	Massachusetts	Amherst, Mass.
J29	48-45	W	Pitt	Pittsburgh, Pa.
J31	65-59	W	South Alabama	Morgantown
F4	59-53	W	Rutgers	Morgantown
F6	74-71	W	George Washington	Washington, D.C.
F11	90-75	W	Duquesne	Pittsburgh, Pa.
F13	49-43	W	St. Bonaventure	Morgantown
F18	68-60	W	Stetson	Morgantown
F20	52-37	W	George Washington	Morgantown
F24	82-77	W	Pitt	Morgantown
F27	64-74	L	Rutgers	Piscataway, N.J.

**Eastern 8 Tournament**

M1	91-70	W	Massachusetts	Morgantown
M4	80-65	W	St. Bonaventure	Pittsburgh, Pa.
M6	72-79	L	Pitt	Pittsburgh, Pa.

**NCAA Tournament**

M11	102-72	W	North Carolina A&T	Logan, Utah
M12	46-50	L	Fresno State	Logan, Utah

**1982-83 (23-8, 10-4 ATLANTIC 10 WEST/T-1ST) // COACH GALE CATLETT**

N27	103-60	W	St. Leo	Morgantown
D1	105-79	W	Youngstown State	Morgantown
D4	95-82	W	Marshall	Morgantown
D7	65-51	W	William & Mary	Morgantown
D11	69-67#	W	Ohio State	Columbus, Ohio
D14	98-50	W	Ohio Wesleyan	Morgantown

**Mountaineer Classic**

D17	85-58	W	Georgia Southern	Charleston
D18	66-65*	W	Virginia Commonwealth	Charleston
D21	69-76	L	Stetson	Deland, Fla.
D28	59-67	L	North Carolina State	East Rutherford, N.J.
J8	73-71	W	Temple	Morgantown
J13	74-79	L	Penn State	University Park, Pa.
J15	67-81	L	Pitt	Pittsburgh, Pa.
J17	91-79	W	Duquesne	Morgantown
J20	63-64	L	St. Bonaventure	Morgantown
J22	71-63	W	Rutgers	Piscataway, N.J.
J29	61-59*	W	George Washington	Washington, D.C.
F2	90-86+	W	Virginia Tech	Morgantown
F5	73-72	W	Rhode Island	Providence, R.I.
F9	93-64	W	St. Joseph's	Philadelphia, Pa.
F12	108-90	W	Massachusetts	Morgantown
F16	101-84	W	Penn State	Morgantown
F19	61-63#	L	St. Bonaventure	Olean, N.Y.
F23	99-76	W	George Washington	Morgantown
F27	87-78	W	Nevada-Las Vegas	Morgantown
M2	70-93	L	Duquesne	Pittsburgh, Pa.
M5	77-66	W	St. Joseph's	Morgantown

**Atlantic 10 Tournament**

M9	82-72	W	Penn State	Pittsburgh, Pa.
M11	86-62	W	St. Bonaventure	Philadelphia, Pa.
M12	86-78	W	Temple	Philadelphia, Pa.

**NCAA Tournament**

M17	50-57	L	James Madison	Greensboro, N.C.
-----	-------	---	---------------	------------------

**1983-84 (20-12, 9-9 ATLANTIC 10/T-4TH) // COACH GALE CATLETT**

N28	73-46	W	Indiana, Pa.	Morgantown
D3	67-78	L	Marshall	Huntington
D7	72-62	W	Robert Morris	Morgantown
D10	72-86	L	Nevada-Las Vegas	Las Vegas, Nev.
D17	56-53	W	Pitt	Morgantown
D22	77-60	W	Seattle	Morgantown
J5	69-66	W	George Washington	Morgantown
J7	70-74*	L	St. Joseph's	Morgantown
J12	91-98	L	Rhode Island	Providence, R.I.
J14	60-71	L	Massachusetts	Amherst, Mass.
J18	63-51	W	St. Bonaventure	Olean, N.Y.
J21	61-41	W	Duquesne	Morgantown
J24	74-69	W	St. Francis, Pa.	Charleston
J26	92-80	W	Penn State	Morgantown
J28	80-90	L	Temple	Philadelphia, Pa.
F2	68-55	W	Rutgers	Morgantown
F4	77-83*	L	Temple	Morgantown
F9	67-68	L	Duquesne	Pittsburgh, Pa.



F11	61-63	L	Rutgers	Piscataway, N.J.
F13	88-74	W	California, Pa.	Morgantown
F16	81-68	W	St. Bonaventure	Morgantown
F18	70-59	W	Penn State	State College, Pa.
F20	68-67	W	Virginia Tech	Blacksburg, Va.
F23	87-59	W	Massachusetts	Morgantown
F25	80-73	W	Rhode Island	Morgantown
M1	72-75	L	St. Joseph's	Philadelphia, Pa.
M3	64-84	L	George Washington	Washington, D.C.

**Atlantic 10 Tournament**

M7	93-73	W	Rutgers	Morgantown
M9	67-65	W	Temple	Morgantown
M10	59-56	W	St. Bonaventure	Morgantown

**NCAA Tournament**

M15	64-62	W	Oregon State	Birmingham, Ala.
M17	77-102	L	Maryland	Birmingham, Ala.

**1984-85 (20-9, 16-2 ATLANTIC 10/1ST) // COACH GALE CATLETT**

N26	78-63	W	Indiana, Pa.	Morgantown
D1	47-56	L	Maryland	College Park, Md.
D3	82-71	W	Ohio Wesleyan	Morgantown
D5	70-65	W	Robert Morris	Morgantown
D8	89-77	W	Marshall	Morgantown
D15	65-84	L	Pitt	Pittsburgh, Pa.
D22	63-65	L	Virginia Tech	Morgantown
D29	58-59	L	Auburn	Morgantown
J3	67-71	L	George Washington	Washington, D.C.
J5	51-50	W	St. Joseph's	Philadelphia, Pa.
J10	70-51	W	Rhode Island	Morgantown
J12	82-59	W	Massachusetts	Morgantown
J14	72-62	W	Duquesne	Pittsburgh, Pa.
J17	64-58	W	St. Bonaventure	Morgantown
J22	60-72	L	Virginia Commonwealth	Richmond, Va.
J24	69-56	W	Penn State	University Park, Pa.
J26	61-57	W	Temple	Morgantown
J31	76-71*	W	Rutgers	Piscataway, N.J.
F2	71-88	L	Temple	Philadelphia, Pa.
F7	85-61	W	Duquesne	Morgantown
F9	73-57	W	Rutgers	Morgantown
F14	54-50	W	St. Bonaventure	Olean, N.Y.
F16	75-65	W	Penn State	Morgantown
F21	76-74*	W	Massachusetts	Springfield, Mass.
F23	76-69	W	Rhode Island	Providence, R.I.
F28	71-67	W	St. Joseph's	Morgantown
M2	73-63	W	George Washington	Morgantown

**Atlantic 10 Tournament**

M6	66-70	L	Duquesne	Piscataway, N.J.
----	-------	---	----------	------------------

**National Invitation Tournament**

M14	55-56	L	Virginia	Morgantown
-----	-------	---	----------	------------

**1985-86 (22-11, 15-3 ATLANTIC 10/2ND) // COACH GALE CATLETT**

**Preseason National Invitation Tournament**

N22	75-58	W	Auburn	Hartford, Conn.
N24	58-65	L	St. John's	Hartford, Conn.
N26	75-54	W	Indiana, Pa.	Morgantown
D3	59-84	L	Auburn	Auburn, Ala.
D7	60-64	L	Marshall	Huntington
D9	72-45	W	St. Joseph's	Morgantown
D11	41-42	L	Maryland	Morgantown
D14	74-63	W	Pitt	Morgantown
D21	69-76	L	Virginia Tech	Blacksburg, Va.
J4	66-62	W	Duquesne	Pittsburgh, Pa.
J6	64-58	W	Rutgers	Morgantown
J9	83-67	W	George Mason	Fairfax, Va.
J11	89-88#	W	St. Bonaventure	Olean, N.Y.
J13	63-53	W	Penn State	State College, Pa.
J16	75-74*	W	George Washington	Morgantown
J18	69-65*	W	Temple	Morgantown
J20	76-62	W	Towson	Morgantown
J23	58-57	W	Rhode Island	Kingston, R.I.
J25	69-61	W	Massachusetts	Amherst, Mass.
J27	70-78	L	St. Joseph's	Philadelphia, Pa.
J29	70-72	L	Middle Tennessee State	Charleston
F1	81-72	W	Duquesne	Morgantown
F3	85-64	W	Rutgers	Piscataway, N.J.
F6	61-46	W	Penn State	Morgantown
F8	82-61	W	St. Bonaventure	Morgantown
F13	75-76	L	George Washington	Washington, D.C.
F15	51-57	L	Temple	Philadelphia, Pa.
F20	68-40	W	Massachusetts	Morgantown
F22	92-76	W	Rhode Island	Morgantown

**Atlantic 10 Tournament**

F27	88-60	W	Rutgers	Morgantown
M1	61-56	W	Temple	East Rutherford, N.J.
M3	64-72	L	St. Joseph's	East Rutherford, N.J.

**NCAA Tournament**

M13	64-72	L	Old Dominion	Greensboro, N.C.
-----	-------	---	--------------	------------------

**1986-87 (23-8, 15-3 ATLANTIC 10/2ND) // COACH GALE CATLETT**

N29	90-74	W	George Mason	Morgantown
D3	89-68	W	James Madison	Morgantown
D6	86-65	W	St. Bonaventure	Morgantown
D8	61-49	W	St. Joseph's	Philadelphia, Pa.
D10	65-48	W	Virginia Tech	Morgantown
D13	57-78	L	Pitt	Pittsburgh, Pa.
D22	55-50	W	Rutgers	New Brunswick, N.J.
D27	69-67	W	Marshall	Morgantown
D30	54-61	L	Fresno State	Fresno, Calif.
J4	64-50	W	Duquesne	Morgantown
J8	59-60	L	Rhode Island	Kingston, R.I.
J10	75-64	W	Massachusetts	Amherst, Mass.
J14	59-58	W	George Washington	Washington, D.C.
J17	57-55	W	Notre Dame	Notre Dame, Ind.
J19	67-45	W	Massachusetts	Morgantown
J21	62-65	L	Maryland	College Park, Md.
J24	62-67	L	Rhode Island	Morgantown
J28	75-52	W	Penn State	Morgantown
J31	75-66	W	Duquesne	Pittsburgh, Pa.
F3	79-64	W	Alabama-Birmingham	Morgantown
F5	64-59	W	St. Bonaventure	Olean, N.Y.
F7	77-61	W	Penn State	University Park, Pa.
F12	79-58	W	George Washington	Morgantown
F14	57-67	L	Temple	Morgantown
F19	73-61	W	Rutgers	Morgantown
F22	84-68	W	St. Joseph's	Morgantown
F24	64-61	W	Temple	Philadelphia, Pa.

**Atlantic 10 Tournament**

M1	74-60	W	Duquesne	Morgantown
M3	80-58	W	Rhode Island	Morgantown
M5	57-70	L	Temple	Philadelphia, Pa.

**NCAA Tournament**

M13	62-64	L	Western Kentucky	Syracuse, N.Y.
-----	-------	---	------------------	----------------

**1987-88 (18-14, 12-6 ATLANTIC 10/3RD) // COACH GALE CATLETT**

**Seaside Classic**

N27	78-66	W	Northeast Missouri State	Laie, Hawaii
N28	70-50	W	BYU-Hawaii	Laie, Hawaii
D5	75-49	W	Maryland	Morgantown
D8	62-66	L	Alabama-Birmingham	Birmingham, Ala.
D12	64-70	L	Pitt	Morgantown
D19	79-92	L	Virginia Tech	Blacksburg, Va.
D21	70-60	W	St. Joseph's	Morgantown
D27	72-82	L	Marshall	Huntington
D30	89-81	W	George Mason	Morgantown
J2	64-51	W	Penn State	Morgantown
J6	80-73	W	St. Joseph's	Philadelphia, Pa.
J9	75-65	W	Duquesne	Pittsburgh, Pa.
J12	78-52	W	UNC Charlotte	Morgantown
J16	73-51	W	Massachusetts	Morgantown

**GREATEST BASKETBALL Wins (1976-90)**

1976-77	WVU 83, Syracuse 78 (Hall of Fame Tournament)
1976-77	WVU 81, Notre Dame 68
1977-78	WVU 81, Rutgers 74 (Eastern 8 tournament)
1980-81	WVU 80, Minnesota 69 (NIT)
1981-82	WVU 82, Pitt 77 (largest crowd at Coliseum)
1982-83	WVU 69, at Ohio State 67 (20T)
1982-83	WVU 87, No. 1 UNLV 78
1983-84	WVU 64, Oregon State 62 (NCAA, Birmingham)
1984-85	WVU 75, Auburn 58 (Preseason NIT at Hartford)
1985-86	WVU 61, Temple 56 (Atlantic 10 tournament at Meadowlands)
1986-87	WVU 57, at Notre Dame 55
1986-87	WVU 64, at Temple 61 (broke their home win streak)
1988-89	WVU 65, Temple 63
1988-89	WVU 84, Tennessee 68 (NCAA, Greensboro)
1989-90	WVU 97, at Pitt 93 (20T)

\* - OVERTIME # - DOUBLE OVERTIME + - TRIPLE OVERTIME





J18	71-54	W	St. Bonaventure	Morgantown
J21	79-69	W	Duquesne	Morgantown
J24	67-58	W	George Washington	Washington, D.C.
J28	65-96	L	Bradley	Peoria, Ill.
J30	85-65	W	Rutgers	Piscataway, N.J.
F4	69-62	W	Massachusetts	Amherst, Mass.
F7	71-74	L	Rhode Island	Morgantown
F11	61-63	L	Penn State	University Park, Pa.
F13	73-68	W	Rutgers	Morgantown
F15	70-72	L	James Madison	Harrisonburg, Va.
F18	73-76	L	George Washington	Morgantown
F20	60-75	L	Rhode Island	New York, N.Y.
F23	61-62	L	Temple	Morgantown
F28	69-78	L	Temple	Philadelphia, Pa.
M2	76-64	W	St. Bonaventure	Olean, N.Y.
<b>Atlantic 10 Tournament</b>				
M6	57-40	W	St. Bonaventure	Morgantown
M8	63-65	L	Rhode Island	Morgantown
<b>National Invitation Tournament</b>				
M17	57-62*	L	Connecticut	Morgantown

**1988-89 (26-5, 17-1 ATLANTIC 10/1ST) // COACH GALE CATLETT**

N26	67-75	L	Robert Morris	Morgantown
D1	61-57	W	Fresno State	Morgantown
D3	68-70	L	Bradley	Morgantown
D5	77-60	W	Mount St. Mary's	Morgantown
D10	84-81*	W	Pitt	Pittsburgh, Pa.
D17	101-52	W	Virginia Tech	Morgantown
D22	82-73*	W	UNC Charlotte	Charlotte, N.C.
D27	69-61	W	Maryland	College Park, Md.
J3	89-73	W	Massachusetts	Springfield, Mass.
J5	69-45	W	St. Bonaventure	Morgantown
J7	101-72	W	Duquesne	Morgantown
J10	76-61	W	St. Joseph's	Philadelphia, Pa.
J14	90-70	W	Rutgers	Morgantown
J17	73-71	W	George Washington	Washington, D.C.
J21	65-63	W	Temple	Morgantown
J26	92-57	W	George Washington	Morgantown
J28	98-82	W	Duquesne	Pittsburgh, Pa.
F2	79-71	W	Rhode Island	Kingston, R.I.
F5	60-58	W	Rutgers	Piscataway, N.J.
F9	81-73	W	Marshall	Charleston
F11	100-67	W	Penn State	Morgantown
F13	80-72	W	St. Bonaventure	Olean, N.Y.
F16	88-55	W	Massachusetts	Morgantown
F19	90-66	W	Rhode Island	Morgantown
F23	65-50	W	St. Joseph's	Morgantown
F26	56-74	L	Temple	Philadelphia, Pa.
M1	71-61	W	Penn State	University Park, Pa.
<b>Atlantic 10 Tournament</b>				
M5	79-59	W	St. Joseph's	Philadelphia, Pa.
M6	64-86	L	Penn State	Philadelphia, Pa.
<b>NCAA Tournament</b>				
M16	84-68	W	Tennessee	Greensboro, N.C.
M18	63-70	L	Duke	Greensboro, N.C.

**1989-90 (16-12, 11-7 ATLANTIC 10/T-3RD) // COACH GALE CATLETT**

N25	64-67	L	Robert Morris	Morgantown
D2	69-73	L	Old Dominion	Roanoke, Va.
D5	74-56	W	Marshall	Morgantown
D9	97-93#	W	Pitt	Morgantown
D16	68-75*	L	Virginia Tech	Blacksburg, Va.
D19	82-66	W	James Madison	Morgantown
<b>Palm Beach Classic</b>				
D27	68-64	W	Boston College	Miami, Fla.
D28	92-81	W	Lehigh	Miami, Fla.
J4	97-60	W	Duquesne	Morgantown
J6	105-65	W	St. Bonaventure	Morgantown
J9	82-62	W	St. Joseph's	Morgantown
J11	69-73	L	Temple	Philadelphia, Pa.
J13	79-83	L	Massachusetts	Springfield, Mass.
J17	79-83	L	Rhode Island	Kingston, R.I.
J20	107-98	W	George Washington	Morgantown
J22	82-72	W	St. Joseph's	Philadelphia, Pa.
J25	86-92	L	UNC Charlotte	Charleston
J27	79-71	W	Massachusetts	Morgantown
J30	78-77	W	Duquesne	Pittsburgh, Pa.
F4	72-77	L	Rutgers	Piscataway, N.J.
F8	84-91	L	George Washington	Washington, D.C.
F11	81-64	W	Rutgers	Morgantown
F15	76-74	W	Rhode Island	Morgantown

F17	70-81	L	St. Bonaventure	Olean, N.Y.
F22	61-64	L	Penn State	University Park, Pa.
F25	79-71*	W	Penn State	Morgantown
F27	55-51	W	Temple	Morgantown

**Atlantic 10 Tournament**

M4	55-78	L	Massachusetts	Philadelphia, Pa.
----	-------	---	---------------	-------------------

**1990-91 (17-14, 10-8 ATLANTIC 10/T-3RD) // COACH GALE CATLETT**

N27	81-71	W	Robert Morris	Morgantown
D1	90-85	W	Maryland	Morgantown
D4	80-97	L	Marshall	Huntington
D8	87-96	L	Pitt	Pittsburgh, Pa.
D18	87-69	W	Old Dominion	Morgantown
D21	103-110	L	UNC Charlotte	Rock Hill, S.C.
J3	125-64	W	St. Bonaventure	Morgantown
J5	71-67	W	Miami, Fla.	Morgantown
J7	107-73	W	Duquesne	Morgantown
J10	88-90	L	Penn State	University Park, Pa.
J12	87-69	W	Rutgers	Morgantown
J15	70-84	L	Notre Dame	Notre Dame, Ind.
J19	71-75	L	Rutgers	Piscataway, N.J.
J21	102-73	W	Rhode Island	Kingston, R.I.
J24	84-80	W	George Washington	Morgantown
J26	116-94	W	St. Joseph's	Morgantown
J29	87-97	L	George Washington	Washington, D.C.
J31	63-66	L	Penn State	Morgantown
F2	94-68	W	Virginia Tech	Morgantown
F6	85-82*	W	Massachusetts	Springfield, Mass.
F10	78-88*	L	Temple	Philadelphia, Pa.
F12	89-98	L	Massachusetts	Morgantown
F14	94-61	W	Rhode Island	Morgantown
F17	88-93	L	Duquesne	Pittsburgh, Pa.
F20	89-84	W	St. Bonaventure	Olean, N.Y.
F23	91-66	W	Temple	Morgantown
F26	89-98	L	St. Joseph's	Philadelphia, Pa.

**Atlantic 10 Tournament**

M2	93-86	W	St. Bonaventure	Philadelphia, Pa.
M3	53-56	L	Temple	Philadelphia, Pa.

**National Invitation Tournament**

M15	86-67	W	Furman	Morgantown
M18	79-85	L	Providence	Providence, R.I.

**1991-92 (20-12, 10-6 ATLANTIC 10/3RD) // COACH GALE CATLETT**

**Preseason National Invitation Tournament**

N20	80-106	L	Kentucky	Lexington, Ky.
D2	83-49	W	Radford	Morgantown
D5	79-69	W	Robert Morris	Morgantown
D7	91-101	L	Maryland	College Park, Md.
D11	91-46	W	Buffalo	Morgantown
D14	86-85	W	Pitt	Morgantown
D21	66-65	W	Virginia Tech	Blacksburg, Va.
D23	82-83	L	Old Dominion	Norfolk, Va.

**College Car Classic**

D27	95-80	W	Boston College	San Francisco, Calif.
D28	84-88	L	Alabama-Birmingham	San Francisco, Calif.
J4	62-63	L	Temple	Morgantown
J8	76-75	W	Massachusetts	Amherst, Mass.
J11	83-75	W	Duquesne	Morgantown
J13	87-67	W	Notre Dame	Morgantown
J16	67-62	W	Temple	Philadelphia, Pa.
J22	90-76	W	Marshall	Charleston
J25	79-55	W	George Washington	Morgantown
J30	88-77	W	St. Joseph's	Philadelphia, Pa.
F2	88-84	W	Rutgers	Piscataway, N.J.
F6	90-78	W	Rhode Island	Morgantown
F8	70-42	W	St. Bonaventure	Morgantown
F12	95-98	L	Rutgers	Morgantown
F15	78-70	W	St. Bonaventure	Olean, N.Y.
F18	67-88	L	Rhode Island	Kingston, R.I.
F23	78-85	L	George Washington	Washington, D.C.
F27	69-74*	L	Massachusetts	Morgantown
F29	95-82	W	St. Joseph's	Morgantown
M4	64-71	L	Duquesne	Pittsburgh, Pa.

**Atlantic 10 Tournament**

M8	76-69	W	Duquesne	Philadelphia, Pa.
M9	44-41	W	Temple	Philadelphia, Pa.
M12	91-97	L	Massachusetts	Amherst, Mass.

**NCAA Tournament**

M19	78-89	L	Missouri	Greensboro, N.C.
-----	-------	---	----------	------------------





**1992-93 (17-12, 7-7 ATLANTIC 10/6TH) // COACH GALE CATLETT**

D1	76-56	W	Robert Morris	Morgantown
D5	86-72	W	Maryland	Morgantown
D7	100-107*	L	South Alabama	Mobile, Ala.
D12	78-82	L	Pitt	Pittsburgh, Pa.
D19	78-69	W	Ohio State	Morgantown

**Fiesta Bowl Classic**

D28	80-67	W	LaSalle	Tucson, Ariz.
D30	74-75	L	Arizona	Tucson, Ariz.
J2	88-71	W	Mississippi Valley State	Morgantown
J6	84-67	W	Duquesne	Morgantown
J8	72-56	W	George Washington	Morgantown
J11	82-86	L	Rhode Island	Morgantown
J16	67-70	L	St. Joseph's	Philadelphia, Pa.
J20	77-56	W	UNC Greensboro	Morgantown
J23	82-81#	W	St. Joseph's	Morgantown
J26	67-71	L	Rutgers	Piscataway, N.J.
J29	92-56	W	St. Bonaventure	Morgantown
F4	59-64*	L	Massachusetts	Amherst, Mass.
F7	59-69	L	Rhode Island	Kingston, R.I.
F11	77-66	W	Rutgers	Morgantown
F13	62-79	L	Temple	Philadelphia, Pa.
F17	72-65	W	Marshall	Charleston
F21	68-71	L	George Washington	Washington, D.C.
F24	74-70	W	Virginia Tech	Morgantown
F27	79-54	W	Massachusetts	Morgantown
M1	86-74	W	Temple	Morgantown
M4	82-67	W	St. Bonaventure	Olean, N.Y.

**Atlantic 10 Tournament**

M7	53-80	L	Temple	Philadelphia, Pa.
----	-------	---	--------	-------------------

**National Invitation Tournament**

M17	95-84	W	Georgia	Morgantown
M21	67-68	L	Providence	Providence, R.I.

**1993-94 (17-12, 8-8 ATLANTIC 10/3RD) // COACH GALE CATLETT**

N27	58-63	L	Virginia Tech	Landover, Md.
D1	88-55	W	Robert Morris	Morgantown
D9	72-55	W	South Alabama	Morgantown
D11	99-91	W	Pitt	Morgantown
D18	90-81	W	Ohio	Morgantown
D28	100-76	W	Mount St. Mary's	Morgantown
D30	87-82	W	Ohio State	Columbus, Ohio
J3	80-76	W	Rhode Island	Morgantown
J6	49-47	W	Temple	Philadelphia, Pa.
J9	89-61	W	St. Bonaventure	Morgantown
J13	56-70	L	Massachusetts	Morgantown
J16	70-60	W	George Washington	Morgantown
J19	79-67	W	Marshall	Charleston
J22	97-83	W	St. Joseph's	Philadelphia, Pa.
J26	87-67	W	Duquesne	Morgantown
J29	66-72	L	St. Bonaventure	Olean, N.Y.
F1	73-86	L	George Washington	Washington, D.C.
F5	50-75	L	Marquette	Milwaukee, Wis.
F8	78-71*	W	Temple	Morgantown
F12	72-85	L	Rutgers	Piscataway, N.J.
F14	77-62	W	Florida Atlantic	Morgantown
F18	64-68	L	Duquesne	Pittsburgh, Pa.
F20	67-74	L	Massachusetts	Amherst, Mass.
F24	102-105+	L	Rhode Island	Kingston, R.I.
F26	95-85	W	Rutgers	Morgantown
M2	83-91	L	St. Joseph's	Morgantown

**Atlantic 10 Tournament**

M6	68-70	L	Duquesne	Philadelphia, Pa.
----	-------	---	----------	-------------------

**National Invitation Tournament**

M17	85-69	W	Davidson	Morgantown
M21	79-96	L	Clemson	Morgantown

**1994-95 (13-13, 7-9 ATLANTIC 10/T-6TH) // COACH GALE CATLETT**

N25	103-62	W	Robert Morris	Morgantown
D3	132-82	W	Alaska-Fairbanks	Morgantown
D5	78-81	L	Towson	Shepherdstown
D10	84-80	W	Pitt	Pittsburgh, Pa.
D17	73-83	L	Virginia Tech	Morgantown
D20	70-84	L	Ohio	Athens, Ohio
D30	79-69	W	Ohio State	Morgantown
J3	65-95	L	Massachusetts	Springfield, Mass.
J8	56-67	L	Temple	Morgantown
J10	71-69	W	St. Joseph's	Morgantown
J14	62-57	W	George Washington	Washington, D.C.
J16	77-76	W	Duquesne	Morgantown

J19	89-82	W	Marshall	Charleston
J21	78-92	L	Rutgers	Piscataway, N.J.
J24	66-77	L	St. Bonaventure	Olean, N.Y.
J27	94-97*	L	Massachusetts	Morgantown
J30	80-77	W	George Washington	Morgantown
F2	82-71	W	Rutgers	Morgantown
F4	65-71	L	St. Joseph's	Philadelphia, Pa.
F11	78-76	W	Marquette	Morgantown
F15	73-87	L	Rhode Island	Kingston, R.I.
F19	69-71	L	St. Bonaventure	Morgantown
F21	50-72	L	Temple	Philadelphia, Pa.
F25	76-72	W	Rhode Island	Morgantown
F28	88-76	W	Duquesne	Pittsburgh, Pa.

**Atlantic 10 Tournament**

M5	72-84	L	Temple	Philadelphia, Pa.
----	-------	---	--------	-------------------

**1995-96 (12-15, 7-11 BIG EAST 6/4TH) // COACH GALE CATLETT**

N25	80-39	W	Florida A&M	Morgantown
N28	68-77	L	Ohio State	Columbus, Ohio
D2	83-86*	L	Georgetown	Morgantown
D9	93-77	W	Duquesne	Morgantown
D16	94-69	W	Ohio	Morgantown
D18	62-68	L	Virginia Tech	Blackburg, Va.
D22	108-80	W	Morgan State	Morgantown
D29	97-69	W	Robert Morris	Morgantown
J3	79-89	L	Connecticut	Morgantown
J6	83-84*	L	Pitt	Morgantown
J10	74-89	L	St. John's	Jamaica, N.Y.
J13	67-69	L	Villanova	Morgantown
J16	90-78	W	Syracuse	Morgantown
J18	87-91	L	Marshall	Charleston
J20	78-95	L	Providence	Providence, R.I.
J23	86-71	W	Rutgers	Morgantown
J27	69-59	W	Notre Dame	Notre Dame, Ind.
J31	67-91	L	Georgetown	Washington, D.C.
F3	63-84	L	Boston College	Morgantown
F6	65-68	L	Miami	Miami, Fla.
F11	77-59	W	Seton Hall	East Rutherford, N.J.
F15	69-87	L	Connecticut	Storrs, Conn.
F17	72-69	W	Miami, Fla.	Morgantown
F21	108-89	W	Boston College	Chestnut Hill, Mass.
F24	92-77	W	St. John's	Morgantown
F29	63-83	L	Pitt	Pittsburgh, Pa.

**Big East Tournament**

M6	78-80	L	Seton Hall	New York, N.Y.
----	-------	---	------------	----------------

**1996-97 (21-10, 11-7 BIG EAST 6/3RD) // COACH GALE CATLETT**

N26	61-76	L	Minnesota	Minneapolis, Minn.
N30	83-68	W	Ohio	Morgantown
D4	101-79	W	Syracuse	Syracuse, N.Y.
D14	110-59	W	East Tennessee State	Morgantown
D17	103-91	W	Marshall	Charleston
D19	90-75	W	Robert Morris	Morgantown
D22	76-65	W	Virginia Tech	Morgantown
D30	90-65	W	Duquesne	Pittsburgh, Pa.
J2	68-70	L	Georgetown	Morgantown
J4	62-79	L	Connecticut	Storrs, Conn.
J8	91-76	W	Seton Hall	Morgantown
J12	90-77	W	St. John's	Jamaica, N.Y.
J15	56-58	L	Rutgers	Morgantown
J19	61-74	L	Providence	Providence, R.I.
J22	81-69	W	Rutgers	Piscataway, N.J.
J25	67-66	W	Notre Dame	Morgantown
J29	89-76	W	Boston College	Morgantown
F1	74-59	W	Pitt	Morgantown
F4	70-81	L	Villanova	Villanova, Pa.
F8	90-78*	W	Providence	Morgantown
F11	76-90	L	Notre Dame	Notre Dame, Ind.
F15	77-87*	L	Syracuse	Morgantown
F18	100-86	W	Towson	Morgantown
F22	80-71	W	Seton Hall	East Rutherford, N.J.
F26	83-76	W	Villanova	Morgantown
M1	82-54	W	Miami	Miami, Fla.

**Big East Tournament**

M5	77-57	W	Seton Hall	New York, N.Y.
M6	69-76	L	Providence	New York, N.Y.

**National Invitation Tournament**

M12	98-95	W	Bowling Green	Morgantown
M17	76-73	W	North Carolina State	Raleigh, N.C.
M19	71-76	L	Florida State	Morgantown

\* - OVERTIME # - DOUBLE OVERTIME + - TRIPLE OVERTIME



**1997-98 (24-9, 11-7 BIG EAST 6/3RD) // COACH GALE CATLETT**

N15	87-66	W	East Carolina	Morgantown
N22	114-85	W	Alabama A&M	Morgantown

**San Juan Shootout**

N28	111-63	W	Puerto Rico-Mayaguez	Caguas, P.R.
N29	78-61	W	Rice	Caguas, P.R.
N30	96-74	W	Dayton	Caguas, P.R.
D3	75-88	L	Connecticut	Storrs, Conn.
D6	86-70	W	St. John's	Morgantown
D13	89-63	W	Ohio	Morgantown
D16	101-52	W	Robert Morris	Morgantown
D20	86-81	W	Georgia	Atlanta, Ga.
D22	55-52	W	Virginia Tech	Blacksburg, Va.
D27	90-78	W	Duquesne	Morgantown
D31	65-74	L	Georgetown	Washington, D.C.
J3	79-57	W	Boston College	Morgantown
J5	81-70	W	Georgetown	Morgantown
J10	98-84	W	Miami	Morgantown
J15	72-74	L	Notre Dame	Morgantown
J18	79-65*	W	Villanova	Villanova, Pa.
J20	80-72	W	Rutgers	Piscataway, N.J.
J24	81-63	W	Providence	Morgantown
J28	76-72	W	Pitt	Pittsburgh, Pa.
F3	90-72	W	Pitt	Morgantown
F7	69-77	L	St. John's	Jamaica, N.Y.
F11	80-62	W	Connecticut	Morgantown
F14	58-73	L	Syracuse	Syracuse, N.Y.
F16	71-58	W	Marshall	Charleston
F22	81-71	W	Seton Hall	Morgantown
F25	69-72	L	Boston College	Chestnut Hill, Mass.
F28	66-70	L	Miami	Miami, Fla.

**Big East Tournament**

M4	65-72	L	Rutgers	New York, N.Y.
----	-------	---	---------	----------------

**NCAA Tournament**

M12	82-52	W	Temple	Boise, Idaho
M14	75-74	W	Cincinnati	Boise, Idaho
M19	62-65	L	Utah	Anaheim, Calif.

**1998-99 (10-19, 4-14 BIG EAST/12TH) // COACH GALE CATLETT**

N14	81-54	W	Alabama A&M	Morgantown
N18	50-59	L	Duquesne	Pittsburgh, Pa.

**Big Island Invitational**

N27	64-63	W	Wisconsin-Green Bay	Hilo, Hawaii
N28	53-58	L	Georgia Tech	Hilo, Hawaii
N29	73-70	W	St. Louis	Hilo, Hawaii
D2	63-75	L	Georgia	Morgantown
D9	73-59	W	Syracuse	Morgantown
D12	75-79	L	Villanova	Villanova, Pa.
D17	72-90	L	Ohio	Athens, Ohio
D19	69-68	W	Virginia Tech	Morgantown
D22	82-67	W	Robert Morris	Morgantown
D30	65-63	W	Rutgers	Morgantown
J2	67-83	L	Syracuse	Syracuse, N.Y.
J5	87-90*	L	Providence	Providence, R.I.
J9	45-80	L	Connecticut	Morgantown
J13	58-63*	L	Seton Hall	East Rutherford, N.J.
J16	55-64	L	Miami	Morgantown
J19	55-54	W	Georgetown	Washington, D.C.
J23	62-73	L	Villanova	Morgantown
J27	85-84*	W	Marshall	Charleston
J31	61-87	L	Rutgers	Piscataway, N.J.
F3	68-77	L	Providence	Morgantown
F6	54-60	L	Boston College	Chestnut Hill, Mass.
F9	68-80	L	St. John's	Morgantown
F14	85-80	W	Notre Dame	Morgantown
F17	67-69	L	Pitt	Pittsburgh, Pa.
F21	69-71	L	Notre Dame	Notre Dame, Ind.
F25	67-70	L	Seton Hall	Morgantown

**Big East Tournament**

M3	61-73	L	Villanova	New York, N.Y.
----	-------	---	-----------	----------------

**1999-2000 (14-14, 6-10 BIG EAST/8TH) // COACH GALE CATLETT**

N23	72-54	W	Wofford	Charleston
N27	66-63	W	Robert Morris	Fairmont
N30	80-94	L	Duquesne	Wheeling
D4	93-84	W	McNeese State	Wheeling
D8	54-94	L	Tennessee	Knoxville, Tenn.
D11	64-75	L	Ohio	Charleston
D18	100-54	W	Bowling Green	Charleston
D20	87-76	W	East Carolina	Greenville, N.C.
D28	61-58	W	Virginia Tech	Blacksburg, Va.

**GREATEST BASKETBALL Wins (1991-05)**

1990-91	WVU 90, Maryland 85 (home)
1990-91	WVU 91, Temple 66 (home; Chaney ejected)
1991-92	WVU 76, at UMass 75
1992-93	WVU 95, Georgia 84 (home, NIT first round)
1995-96	WVU 90, Syracuse 78 (home/first-ever Big East win)
1996-97	WVU 101, at Syracuse 79
1996-97	WVU 83, Villanova 76 (home)
1996-97	WVU 76, at NC State 73 (in NIT second round)
1997-98	WVU 80, UConn 62 (home)
1997-98	WVU 82, Temple 52 (in NCAA first round)
1997-98	WVU 75, Cincinnati 74 (in NCAA second round)
2000-01	WVU 81, Seton Hall 75 (home)
2000-01	WVU 87, Syracuse 76 (home)
2000-01	WVU 107, Villanova 100 (home, 2OT)
2002-03	WVU 68, Florida 66 (Charleston/win No. 1,400)
2004-05	WVU 84, at LSU 69 (broke LSU home win streak)
2004-05	WVU 70, at Pitt 66 (down 14 with 9:29 to go)
2004-05	WVU 78, Boston College 72 (BC No. 1 seed in BIG EAST tourney)
2004-05	WVU 78, Villanova 76 (in BIG EAST tourney semis)
2004-05	WVU 111, Wake Forest 105 (in NCAA second round, 2OT)
2004-05	WVU 65, Texas Tech 60 (in NCAA Sweet 16)

D31	74-50	W	James Madison	Charleston
J5	58-66	L	Miami	Miami, Fla.
J8	74-86	L	St. John's	Wheeling
J11	63-76	L	Syracuse	Charleston
J15	62-60	W	Rutgers	Piscataway, N.J.
J18	82-77	W	Marshall	Charleston
J23	82-69	W	Providence	Providence, R.I.
J26	69-64	W	Georgetown	Charleston
J30	70-60*	W	Providence	Wheeling
F2	65-79	L	Notre Dame	Notre Dame, Ind.
F5	66-97	L	Seton Hall	East Rutherford, N.J.
F10	62-58	W	Pitt	Charleston
F15	77-87	L	Villanova	Villanova, Pa.
F19	76-80	L	Boston College	Wheeling
F22	50-68	L	Miami	Charleston
F26	71-72	L	Connecticut	Storrs, Conn.
M1	54-72	L	Georgetown	Washington, D.C.
M4	75-69	W	Rutgers	Wheeling

**Big East Tournament**

M8	67-70	L	Georgetown	New York, N.Y.
----	-------	---	------------	----------------

-All home games during the 1999-00 season were played in Charleston, Wheeling, W.Va. and Fairmont, W.Va., with the closure of the WVU Coliseum. Marshall was the lone contest in any one of those three locations that wasn't a home contest - it was a neutral site game.

**2000-01 (17-12, 8-8 BIG EAST/4TH IN WEST) // COACH GALE CATLETT**

N18	84-72	W	Morris Brown	Morgantown
N21	80-64	W	American	Morgantown
N25	85-71	W	UNC Greensboro	Morgantown
N28	81-73	W	Duquesne	Pittsburgh, Pa.
D2	78-79	L	Tennessee	Morgantown
D7	68-56	W	High Point	Morgantown
D16	77-56	W	Robert Morris	Morgantown
D19	67-79	L	Ohio	Athens, Ohio
D28	83-70	W	James Madison	Morgantown
D30	74-53	W	Delaware State	Morgantown
J3	66-90	L	Georgetown	Morgantown
J9	73-67	W	Marshall	Charleston
J13	80-86	L	Syracuse	Syracuse, N.Y.
J17	70-68	W	Rutgers	Morgantown
J21	61-78	L	Notre Dame	Notre Dame, Ind.
J24	67-64	W	Rutgers	Piscataway, N.J.
J27	81-75	W	Seton Hall	Morgantown
J31	46-63	L	Pitt	Pittsburgh, Pa.
F3	77-94	L	Georgetown	Washington, D.C.
F8	69-68	W	Pitt	Morgantown
F11	66-69	L	Notre Dame	Morgantown
F14	72-69	W	Virginia Tech	Blacksburg, Va.
F17	87-76	W	Syracuse	Morgantown
F20	107-100#	W	Villanova	Morgantown
F25	82-71	W	Seton Hall	East Rutherford, N.J.
F28	66-73	L	Miami	Miami, Fla.



M3	96-65	L	Boston College	Morgantown
<b>Big East Tournament</b>				
M7	71-82	L	Villanova	New York, N.Y.
<b>National Invitation Tournament</b>				
M16	56-79	L	Richmond	Richmond, Va.

**2001-02 (8-20, 1-15 BIG EAST/7TH IN WEST) // COACH GALE CATLET**

N16	83-57	W	UNC Asheville	Morgantown
<b>Hispanic College Fund Classic</b>				
N23	66-59	W	Southern Miss	Albuquerque, N.M.
N24	88-85	W	New Mexico	Albuquerque, N.M.
D1	105-73	W	Arkansas-Monticello	Morgantown
D5	75-91	L	James Madison	Harrisonburg, Va.
D8	74-61	W	Florida International	Morgantown
D15	102-86	W	Robert Morris	Morgantown
D19	61-68	L	Duquesne	Morgantown
D22	74-72	W	Tennessee	Knoxville, Tenn.
<b>Fiesta Bowl Classic</b>				
D28	57-76	L	Valparaiso	Tucson, Ariz.
D30	65-97	L	Pepperdine	Tucson, Ariz.
J5	53-72	L	St. John's	New York, N.Y.
J9	64-67	L	Notre Dame	Morgantown
J12	69-75	L	Syracuse	Morgantown
J16	66-79	L	Rutgers	Piscataway, N.J.
J18	67-81	L	Seton Hall	East Rutherford, N.J.
J23	79-81*	L	Marshall	Charleston
J27	59-77	L	Rutgers	Morgantown
J30	89-81	W	Providence	Morgantown
F2	77-84	L	Georgetown	Washington, D.C.
F4	64-76	L	Syracuse	Syracuse, N.Y.
F9	79-85	L	Seton Hall	Morgantown
F13	63-78	L	Virginia Tech	Morgantown
F16	75-85	L	Pitt	Morgantown
F20	76-89	L	Notre Dame	Notre Dame, Ind.
F23	73-95	L	Connecticut	Storrs, Conn.
F27	77-87	L	Georgetown	Morgantown
M3	65-92	L	Pitt	Pittsburgh, Pa.

**John BEILEIN**

5 SEASONS/2003-2007 // RECORD: 104-60

**2002-03 (14-15, 5-11 BIG EAST/6TH IN WEST) // COACH JOHN BEILEIN**

N22	59-46	W	Delaware State	Morgantown
N25	82-86	L	Duquesne	Pittsburgh, Pa.
N30	70-67	W	James Madison	Morgantown
D3	68-66	W	Florida	Charleston
D7	64-54	W	UNC Greensboro	Morgantown
D14	79-69	W	Wofford	Morgantown
D18	82-55	W	Western Carolina	Morgantown
D21	65-62	W	Tennessee	Morgantown
<b>Jim Thorpe Classic</b>				
D28	67-70	L	UNLV	Las Vegas, Nev.
D29	75-58	W	Gardner-Webb	Las Vegas, Nev.
J4	45-75	L	Saint Louis	St. Louis, Mo.
J7	68-63	W	Miami	Morgantown
J12	82-84*	L	Georgetown	Washington, D.C.
J14	61-80	L	Pitt	Morgantown
J19	70-75	L	Boston College	Chestnut Hill, Mass.
J22	65-61	W	Marshall	Charleston
J26	86-75	W	Rutgers	Morgantown
J29	69-88	L	Notre Dame	Notre Dame, Ind.
F1	91-83	W	Villanova	Villanova, Pa.
F8	80-94	L	Syracuse	Morgantown
F12	46-82	L	Pitt	Pittsburgh, Pa.
F15	52-46	W	Rutgers	Piscataway, N.J.
F18	55-56	L	Notre Dame	Morgantown
F22	64-68	L	Seton Hall	Morgantown
F26	51-89	L	Syracuse	Syracuse, N.Y.
M1	53-56	L	Seton Hall	East Rutherford, N.J.
M3	67-69	L	Georgetown	Morgantown
M8	71-67	W	Virginia Tech	Morgantown
<b>Big East Tournament</b>				
M12	50-73	L	Providence	New York, N.Y.

**2003-04 (17-14, 7-9 BIG EAST/T-8TH) // COACH JOHN BEILEIN**

N24	74-57	W	James Madison	Harrisonburg, Va.
N29	84-91	L	Northeastern	Morgantown
D2	66-57	W	Saint Louis	Charleston
<b>BB&amp;T Classic</b>				
D6	64-70	L	George Washington	Washington, D.C.

D7	78-77*	W	Maryland	Washington, D.C.
D13	88-84*	W	Duquesne	Morgantown
D17	77-74	W	IUPUI	Morgantown

**Orange Bowl Classic**

D20	57-70	L	Florida	Miami, Fla.
D28	76-63	W	IPFW	Morgantown
D30	51-37	W	Howard	Morgantown
J7	52-63	L	Notre Dame	Notre Dame, Ind.
J10	62-58	W	Georgetown	Morgantown
J14	67-69	L	Virginia Tech	Morgantown
J17	66-87	L	Providence	Providence, R.I.
J21	55-51	W	Marshall	Charleston
J24	65-62	W	Boston College	Morgantown
J28	73-64	W	St. John's	Jamaica, N.Y.
J31	58-73	L	Villanova	Villanova, Pa.
F4	69-64	W	Seton Hall	Morgantown
F7	58-88	L	Connecticut	Storrs, Conn.
F11	86-52	W	St. John's	Morgantown
F14	67-60	W	Villanova	Morgantown
F21	58-67	L	Pitt	Morgantown
F25	53-74	L	Rutgers	Piscataway, N.J.
F28	49-53	L	Virginia Tech	Blacksburg, Va.
M2	52-65	L	Syracuse	Morgantown
M6	58-53	W	Miami	Coral Gables, Fla.

**Big East Tournament**

M10	64-65	L	Notre Dame	New York, N.Y.
-----	-------	---	------------	----------------

**National Invitation Tournament**

M17	65-54	W	Kent State	Kent, Ohio
M19	79-72	W	Rhode Island	Morgantown
M22	64-67	L	Rutgers	Piscataway, N.J.

**2004-05 (24-11, 8-8 BIG EAST/T-7TH) // COACH JOHN BEILEIN**

N20	82-70	W	Saint Peter's	Morgantown
N24	72-69	W	Duquesne	Pittsburgh, Pa.
N27	84-69	W	LSU	Baton Rouge, La.
D4	78-44	W	Radford	Morgantown
D7	70-55	W	St. Bonaventure	Charleston
D11	71-47	W	Coppin State	Morgantown
D18	77-48	W	James Madison	Morgantown
D21	82-48	W	New Hampshire	Morgantown
D29	71-65	W	George Washington	Morgantown
J2	82-69	W	North Carolina State	Raleigh, N.C.
J5	46-84	L	Villanova	Villanova, Pa.
J8	64-60	W	St. John's	Morgantown
J11	55-59	L	Marshall	Charleston
J16	53-73	L	Boston College	Morgantown
J19	57-70	L	Notre Dame	Morgantown
J22	64-72	L	Syracuse	Syracuse, N.Y.
J25	58-68	L	Connecticut	Morgantown
J29	82-78	W	Providence	Providence, R.I.
F1	50-62	L	Boston College	Chestnut Hill, Mass.
F5	83-78*	W	Pitt	Morgantown
F9	67-65	W	Providence	Morgantown
F12	60-67	L	Georgetown	Washington, D.C.
F16	67-66	W	St. John's	Jamaica, N.Y.
F20	96-86	W	Seton Hall	Morgantown
F23	70-66	W	Pitt	Pittsburgh, Pa.
F26	76-58	W	Rutgers	Morgantown
M5	63-66	L	Seton Hall	East Rutherford, N.J.

**Big East Tournament**

M9	82-59	W	Providence	New York, N.Y.
M10	78-72	W	Boston College	New York, N.Y.
M11	78-76	W	Villanova	New York, N.Y.
M12	59-68	L	Syracuse	New York, N.Y.

**NCAA Tournament**

M17	63-61	W	Creighton	Cleveland, Ohio
M19	111-105#	W	Wake Forest	Cleveland, Ohio
M24	65-60	W	Texas Tech	Albuquerque, N.M.
M26	85-93*	L	Louisville	Albuquerque, N.M.

**2005-06 (22-11, 11-5 BIG EAST/3RD) // COACH JOHN BEILEIN**

**Guardians Classic**

N12	88-69	W	Louisiana Monroe	Morgantown
N13	61-41	W	Wofford	Morgantown
N21	75-76	L	Texas	Kansas City, Mo.
N22	66-80	L	Kentucky	Kansas City, Mo.
N26	68-71*	L	LSU	Morgantown
N30	66-61	W	St. Bonaventure	Rochester, N.Y.
D3	83-33	W	Washington & Jefferson	Morgantown
D7	82-53	W	UMBC	Morgantown
D10	86-66	W	Duquesne	Morgantown

\* - OVERTIME # - DOUBLE OVERTIME + - TRIPLE OVERTIME

**All-College Classic**

D22	92-68	W	Oklahoma	Oklahoma City, Okla.
D30	80-68	W	Canisius	Morgantown
J5	57-53	W	USF	Tampa, Fla.
J8	91-87	W	Villanova	Villanova, Pa.
J11	68-61	W	Georgetown	Morgantown
J14	104-85	W	Marquette	Morgantown
J17	68-48	W	Providence	Morgantown
J21	60-56	W	UCLA	Los Angeles, Calif.
J25	52-58	L	Marshall	Charleston
J29	66-61	W	St. John's	New York, N.Y.
F1	71-70	W	Notre Dame	Morgantown
F4	66-57	W	Cincinnati	Morgantown
F9	53-57	L	Pitt	Pittsburgh, Pa.
F12	69-56	W	Georgetown	Washington, D.C.
F14	64-71	L	Seton Hall	East Rutherford, N.J.
F18	75-81	L	Connecticut	Morgantown
F20	58-60	L	Syracuse	Syracuse, N.Y.
F25	68-64	W	Louisville	Morgantown
F27	67-62	W	Pitt	Morgantown
M4	75-78	L	Cincinnati	Cincinnati, Ohio

**Big East Tournament**

M9	57-68	L	Pitt	New York, N.Y.
----	-------	---	------	----------------

**NCAA Tournament**

M17	64-46	W	Southern Illinois	Auburn Hills, Mich.
M19	67-54	W	Northwestern State	Auburn Hills, Mich.
M23	71-74	L	Texas	Atlanta, Ga.

**2006-07 (27-9, 9-7 BIG EAST/7TH) // COACH JOHN BEILEIN**

N10	50-42	W	Mount St. Mary's	Morgantown
N14	87-37	W	Slippery Rock	Morgantown
N18	66-43	W	Canisius	Morgantown

**Old Spice Classic**

N23	73-56	W	Montana	Orlando, Fla.
N24	79-54	W	Western Michigan	Orlando, Fla.
N26	64-71	L	Arkansas	Orlando, Fla.
D6	71-60	W	North Carolina State	Charleston
D9	85-54	W	Duquesne	Pittsburgh, Pa.
D16	76-41	W	Savannah State	Morgantown
D20	63-36	W	The Citadel	Morgantown
D28	95-49	W	Maryland Eastern Shore	Morgantown
D30	81-71	W	Connecticut	Morgantown
J3	67-56	W	Villanova	Morgantown
J6	73-46	W	St. John's	Morgantown
J9	58-61	L	Notre Dame	Notre Dame, Ind.
J13	63-81	L	Marquette	Milwaukee, Wis.
J17	69-58	W	USF	Morgantown
J20	83-96*	L	Cincinnati	Cincinnati, Ohio
J24	77-63	W	Marshall	Charleston
J28	64-52	W	DePaul	Morgantown
J31	89-83	W	Rutgers	Piscataway, N.J.
F3	81-70	W	Seton Hall	East Rutherford, N.J.
F7	47-60	L	Pitt	Morgantown
F10	70-65	W	UCLA	Morgantown
F12	53-71	L	Georgetown	Washington, D.C.
F17	81-71	W	Seton Hall	Morgantown
F20	61-64	L	Providence	Providence, R.I.
F27	66-80	L	Pitt	Pittsburgh, Pa.
M3	79-65	W	Cincinnati	Morgantown

**Big East Tournament**

M7	92-79	W	Providence	New York, N.Y.
M8	71-82#	L	Louisville	New York, N.Y.

**National Invitation Tournament**

M13	74-50	W	Delaware State	Morgantown
M15	90-77	W	Massachusetts	Morgantown
M20	71-66	W	North Carolina State	Morgantown
M27	63-62	W	Mississippi State	New York, N.Y.
M29	78-73	W	Clemson	New York, N.Y.

**Bob HUGGINS**
**9 SEASONS/2008-16 // RECORD: 201-110**
**2007-08 (26-11, 11-7 BIG EAST/5TH) // COACH BOB HUGGINS**
**Legends Classic**

N16	81-53	W	Arkansas-Monticello	Morgantown
N18	106-41	W	Prairie View A&M	Morgantown
N23	72-74	L	Tennessee	Newark, N.J.
N24	75-61	W	New Mexico State	Newark, N.J.
N27	110-44	W	Maryland Eastern Shore	Morgantown
D1	70-53	W	Winthrop	Morgantown

D5	88-59	W	Auburn	Birmingham, Ala.
D8	92-68	W	Duquesne	Morgantown
D15	86-62	W	UMBC	Morgantown
D19	90-60	W	Radford	Radford, Va.
D22	77-54	W	Canisius	Buffalo, N.Y.
D29	82-88#	L	Oklahoma	Charleston
J3	56-69	L	Notre Dame	Notre Dame, Ind.
J6	79-64	W	Marquette	Morgantown
J10	54-63	L	Louisville	Louisville, Ky.
J13	81-61	W	Syracuse	Morgantown
J17	73-64	W	St. John's	Morgantown
J20	69-52	W	USF	Tampa, Fla.
J23	66-64	W	Marshall	Charleston
J26	57-58	L	Georgetown	Morgantown
J30	39-62	L	Cincinnati	Morgantown
F2	77-65	W	Providence	Providence, R.I.
F7	54-55	L	Pitt	Pittsburgh, Pa.
F14	81-63	W	Rutgers	Morgantown
F17	89-68	W	Seton Hall	Morgantown
F20	56-78	L	Villanova	Villanova, Pa.
F23	80-53	W	Providence	Morgantown
F27	85-73	W	DePaul	Rosemont, Ill.
M1	71-79	L	Connecticut	Hartford, Conn.
M3	76-62	W	Pitt	Morgantown
M8	83-74*	W	St. John's	New York, N.Y.

**Big East Tournament**

M12	58-53	W	Providence	New York, N.Y.
M13	78-72	W	Connecticut	New York, N.Y.
M14	55-72	L	Georgetown	New York, N.Y.

**NCAA Tournament**

M20	75-65	W	Arizona	Washington, D.C.
M22	73-67	W	Duke	Washington, D.C.
M27	75-79*	L	Xavier	Phoenix, Ariz.

**2008-09 (23-12, 10-8 BIG EAST/7TH) // COACH BOB HUGGINS**

N15	92-47	W	Elon	Morgantown
<b>Las Vegas Invitational</b>				
N20	86-54	W	Longwood	Morgantown
N25	76-42	W	Delaware State	Charleston
N28	87-68	W	Iowa	Las Vegas, Nev.
N29	43-54	L	Kentucky	Las Vegas, Nev.
D3	80-78	W	Mississippi	Oxford, Miss.
D6	53-43	W	Cleveland State	Morgantown

**Jimmy V Classic**

D9	65-68	L	Davidson	New York, N.Y.
D13	68-63	W	Duquesne	Pittsburgh, Pa.
D20	82-46	W	Miami University	Morgantown
D23	89-54	W	Radford	Morgantown
D27	76-48	W	Ohio State	Columbus, Ohio
J3	92-66	W	Seton Hall	Newark, N.J.
J6	55-61	L	Connecticut	Morgantown
J10	53-75	L	Marquette	Milwaukee, Wis.
J14	87-76	W	Marshall	Charleston
J17	62-59	W	USF	Morgantown
J22	75-58	W	Georgetown	Washington, D.C.
J25	67-79	L	Pitt	Morgantown
J28	75-52	W	St. John's	Morgantown
J31	63-69	L	Louisville	Louisville, Ky.
F4	61-74	L	Syracuse	Syracuse, N.Y.
F7	86-59	W	Providence	Morgantown
F9	59-70	L	Pitt	Pittsburgh, Pa.
F13	93-72	W	Villanova	Morgantown
F18	79-68	W	Notre Dame	Morgantown
F22	74-56	W	Rutgers	Piscataway, N.J.
F26	61-65	L	Cincinnati	Cincinnati, Ohio
M1	64-50	W	USF	Tampa, Fla.
M4	82-63	W	DePaul	Morgantown
M7	59-62	L	Louisville	Morgantown

**Big East Tournament**

M11	74-62	W	Notre Dame	New York, N.Y.
M12	74-60	W	Pitt	New York, N.Y.
M13	69-74*	L	Syracuse	New York, N.Y.

**NCAA Tournament**

M20	60-68	L	Dayton	Minneapolis, Minn.
-----	-------	---	--------	--------------------

**2009-10 (31-7, 13-5 BIG EAST/3RD) // COACH BOB HUGGINS**

N15	83-60	W	Loyola Univ. Maryland	Morgantown
N24	69-50	W	The Citadel	Charleston
<b>76 Classic</b>				
N26	85-62	W	Long Beach State	Anaheim, Calif.
N27	73-66	W	Texas A&M	Anaheim, Calif.





N29	84-66	W	Portland	Anaheim, Calif.
D9	68-39	W	Duquesne	Morgantown
D12	69-43	W	Coppin State	Morgantown
D19	80-78	W	Cleveland State	Cleveland, Ohio
D23	76-66	W	Mississippi	Morgantown
D26	90-84*	W	Seton Hall	Newark, N.J.
D29	63-62	W	Marquette	Morgantown
J1	62-77	L	Purdue	West Lafayette, Ind.
J6	86-52	W	Rutgers	Morgantown
J9	68-70	L	Notre Dame	Notre Dame, Ind.
J13	69-50	W	USF	Tampa, Fla.
J16	71-72	L	Syracuse	Morgantown
J20	68-60	W	Marshall	Charleston
J23	71-65	W	Ohio State	Morgantown
J26	62-46	W	DePaul	Rosemont, Ill.
J30	77-74	W	Louisville	Morgantown
F3	70-51	W	Pitt	Morgantown
F6	79-60	W	St. John's	New York, N.Y.
F8	75-82	L	Villanova	Morgantown
F12	95-98+	L	Pitt	Pittsburgh, Pa.
F17	88-74	W	Providence	Providence, R.I.
F20	75-63	W	Seton Hall	Morgantown
F22	62-73	L	Connecticut	Hartford, Conn.
F27	74-68	W	Cincinnati	Morgantown
M1	81-68	W	Georgetown	Morgantown
M6	68-66*	W	Villanova	Philadelphia, Pa.

**Big East Tournament**

M11	54-51	W	Cincinnati	New York, N.Y.
M12	53-51	W	Notre Dame	New York, N.Y.
M13	60-58	W	Georgetown	New York, N.Y.

**NCAA Tournament**

M19	77-50	W	Morgan State	Buffalo, N.Y.
M21	68-59	W	Missouri	Buffalo, N.Y.
M25	69-56	W	Washington	Syracuse, N.Y.
M27	73-66	W	Kentucky	Syracuse, N.Y.
A3	57-78	L	Duke	Indianapolis, Ind.

**2010-11 (21-12, 11-7 BIG EAST/6TH) // COACH BOB HUGGINS**

N12	95-71	W	Oakland	Morgantown
-----	-------	---	---------	------------

**Puerto Rico Tip-Off**

N18	84-70	W	Davidson	San Juan, P.R.
N19	74-71	W	Vanderbilt	San Juan, P.R.
N21	70-74	L	Minnesota	San Juan, P.R.
N27	82-66	W	VMI	Charleston
D1	71-50	W	American	Morgantown
D4	76-79	L	Miami	Coral Gables, Fla.
D7	82-49	W	Robert Morris	Morgantown
D12	64-61	W	Duquesne	Pittsburgh, Pa.
D18	74-63	W	Cleveland State	Morgantown
D29	71-81	L	St. John's	Morgantown
J1	74-79	L	Marquette	Milwaukee, Wis.
J4	67-65	W	DePaul	Rosemont, Ill.
J8	65-59	W	Georgetown	Washington, D.C.
J13	93-63	W	Providence	Morgantown
J16	68-64	W	Purdue	Morgantown
J19	71-75	L	Marshall	Charleston
J23	56-46	W	USF	Morgantown
J26	54-55	L	Louisville	Louisville, Ky.
J29	66-55	W	Cincinnati	Cincinnati, Ohio
F2	56-44	W	Seton Hall	Morgantown
F5	50-66	L	Villanova	Philadelphia, Pa.
F7	66-71	L	Pitt	Morgantown
F12	82-71	W	DePaul	Morgantown
F14	52-63	L	Syracuse	Syracuse, N.Y.
F19	72-58	W	Notre Dame	Morgantown
F24	58-71	L	Pitt	Pittsburgh, Pa.
F27	65-54	W	Rutgers	Piscataway, N.J.
M2	65-56	W	Connecticut	Morgantown
M5	72-70	W	Louisville	Morgantown

**Big East Tournament**

M9	61-67	L	Marquette	New York, N.Y.
----	-------	---	-----------	----------------

**NCAA Tournament**

M17	84-76	W	Clemson	Tampa, Fla.
M19	63-71	L	Kentucky	Tampa, Fla.

**2011-12 (19-14, 9-9 BIG EAST/8TH) // COACH BOB HUGGINS**

N11	78-71	W	Oral Roberts	Morgantown
N15	60-70	L	Kent State	Morgantown
N17	97-62	W	Alcorn State	Morgantown
N22	83-48	W	Morehead State	Charleston
N28	77-56	W	Akron	Morgantown

D3	62-75	L	Mississippi State	Starkville, Miss.
D8	85-80#	W	Kansas State	Wichita, Kan.
D10	77-66	W	Miami	Morgantown

**Continental Tire Las Vegas Classic**

D17	84-64	W	Texas A&M-Corpus Christi	Morgantown
D19	72-53	W	Tennessee Tech	Morgantown
D22	70-68*	W	Missouri State	Las Vegas, Nev.
D23	81-83*	L	Baylor	Las Vegas, Nev.
D28	83-69	W	Villanova	Morgantown
D30	48-67	L	Seton Hall	Newark, N.J.
J4	85-64	W	Rutgers	Piscataway, N.J.
J7	74-62	W	Georgetown	Morgantown
J9	57-64	L	Connecticut	Hartford, Conn.
J14	84-60	W	Rutgers	Morgantown
J18	78-62	W	Marshall	Charleston
J21	77-74*	W	Cincinnati	Morgantown
J25	62-78	L	St. John's	New York, N.Y.
J28	61-63	L	Syracuse	Syracuse, N.Y.
J30	66-72	L	Pitt	Morgantown
F5	87-84*	W	Providence	Providence, R.I.
F8	51-55	L	Notre Dame	Morgantown
F11	74-77	L	Louisville	Morgantown
F16	66-48	W	Pitt	Pittsburgh, Pa.
F22	44-71	L	Notre Dame	Notre Dame, Ind.
F24	60-61	L	Marquette	Morgantown
F28	92-75	W	DePaul	Morgantown
M3	50-44	W	USF	Tampa, Fla.

**Big East Tournament**

M7	67-71*	L	Connecticut	New York, N.Y.
----	--------	---	-------------	----------------

**NCAA Tournament**

M15	54-77	L	Gonzaga	Pittsburgh, Pa.
-----	-------	---	---------	-----------------

**2012-13 (13-19, 6-12 BIG 12/8TH) // COACH BOB HUGGINS**

N12	50-84	L	Gonzaga	Spokane, Wash.
-----	-------	---	---------	----------------

**Old Spice Classic**

N22	87-44	W	Marist	Orlando, Fla.
N23	60-63	L	Davidson	Orlando, Fla.
N25	70-77	L	Oklahoma	Orlando, Fla.
N28	94-69	W	VMI	Morgantown
D5	69-59	W	Marshall	Charleston
D8	68-67	W	Virginia Tech	Morgantown
D11	56-60	L	Duquesne	Pittsburgh, Pa.
D15	66-81	L	Michigan	Brooklyn, N.Y.
D19	76-71	W	Oakland	Morgantown
D22	72-62	W	Radford	Morgantown
D30	74-67	W	Eastern Kentucky	Morgantown
J5	57-67	L	Oklahoma	Morgantown
J9	57-53*	W	Texas	Austin, Texas
J12	64-65	L	Kansas State	Morgantown
J16	67-69	L	Iowa State	Ames, Iowa
J19	52-79	L	Purdue	West Lafayette, Ind.
J23	71-50	W	TCU	Morgantown
J26	66-80	L	Oklahoma State	Stillwater, Okla.
J28	56-61	L	Kansas	Morgantown
F2	77-61	W	Texas Tech	Lubbock, Texas
F4	60-58	W	Texas	Morgantown
F9	63-50	W	TCU	Fort Worth, Texas
F13	60-80	L	Baylor	Waco, Texas
F16	66-64	W	Texas Tech	Morgantown
F18	61-71	L	Kansas State	Manhattan, Kan.
F23	57-73	L	Oklahoma State	Morgantown
F27	62-65	L	Baylor	Morgantown
M2	65-91	L	Kansas	Lawrence, Kan.
M6	70-83	L	Oklahoma	Norman, Okla.
M9	74-83	L	Iowa State	Morgantown

**Big 12 Championship**

M13	69-71	L	Texas Tech	Kansas City, Mo.
-----	-------	---	------------	------------------

**2013-14 (17-16, 9-9 BIG 12/6TH) // COACH BOB HUGGINS**

N8	77-62	W	Mount St. Mary's	Morgantown
N12	82-87	L	Virginia Tech	Blacksburg, Va.
N17	96-83	W	Duquesne	Morgantown

**Cancun Challenge**

N21	101-68	W	Georgia Southern	Morgantown
N23	88-55	W	Presbyterian	Morgantown
N26	78-60	W	Old Dominion	Riviera Maya, Mexico
N27	63-70	L	Wisconsin	Riviera Maya, Mexico
D2	96-47	W	Loyola	Morgantown
D5	71-80	L	Missouri	Columbia, Mo.
D10	76-80	L	Gonzaga	Morgantown

\* - OVERTIME # - DOUBLE OVERTIME + - TRIPLE OVERTIME

D14	74-64	W	Marshall	Charleston
D22	70-73	L	Purdue	Morgantown
D29	82-45	W	William & Mary	Charleston
J4	74-69	W	TCU	Fort Worth, Texas
J6	89-86*	W	Texas Tech	Lubbock, Texas
J11	72-73	L	Oklahoma State	Morgantown
J13	69-80	L	Texas	Morgantown
J18	56-78	L	Kansas State	Manhattan, Kan.
J22	87-81	W	Texas Tech	Morgantown
J25	75-81	L	Oklahoma State	Stillwater, Okla.
J28	66-64	W	Baylor	Waco, Texas
F1	81-71	W	Kansas State	Morgantown
F5	91-86*	W	Oklahoma	Morgantown
F8	69-83	L	Kansas	Lawrence, Kan.
F10	102-77	W	Iowa State	Morgantown
F15	71-88	L	Texas	Austin, Texas
F22	75-88	L	Baylor	Morgantown
F26	66-83	L	Iowa State	Ames, Iowa
M1	81-59	W	TCU	Morgantown
M5	62-72	L	Oklahoma	Norman, Okla.
M8	92-86	W	Kansas	Morgantown

**Big 12 Championship**

M13	49-66	L	Texas	Kansas City, Mo.
-----	-------	---	-------	------------------

**National Invitation Tournament**

M18	65-77	L	Georgetown	Washington, D.C.
-----	-------	---	------------	------------------

**2014-15 (25-10, 11-7 BIG 12/4TH) // COACH BOB HUGGINS**

N14	64-54	W	Monmouth	Morgantown
N16	83-56	W	Lafayette	Morgantown

**Puerto Rico Tip-Off**

N20	91-65	W	George Mason	San Juan, P.R.
N21	70-66	W	Boston College	San Juan, P.R.
N23	78-68	W	Connecticut	San Juan, P.R.
N26	103-72	W	VMI	Charleston
N29	86-57	W	College of Charleston	Morgantown
D4	73-74	L	LSU	Morgantown
D7	67-42	W	Northern Kentucky	Highland Heights, Ky.
D14	69-66	W	Marshall	Charleston
D20	83-69	W	NC State	New York, N.Y.
D22	77-44	W	Wofford	Morgantown
D30	82-51	W	Virginia Tech	Morgantown
J3	78-67	W	TCU	Fort Worth, Texas
J5	78-67	W	Texas Tech	Lubbock, Texas
J10	72-74	L	Iowa State	Morgantown
J13	86-65	W	Oklahoma	Morgantown
J17	50-77	L	Texas	Austin, Texas
J24	86-85*	W	TCU	Morgantown
J27	65-59	W	Kansas State	Manhattan, Kan.
J31	77-58	W	Texas Tech	Morgantown
F3	52-71	L	Oklahoma	Norman, Okla.
F7	69-87	L	Baylor	Morgantown
F11	76-72	W	Kansas State	Morgantown
F14	59-79	L	Iowa State	Ames, Iowa
F16	62-61	W	Kansas	Morgantown
F21	73-63	W	Oklahoma State	Stillwater, Okla.
F24	71-64	W	Texas	Morgantown
F28	66-78	L	Baylor	Waco, Texas
M3	69-76*	L	Kansas	Lawrence, Kan.
M7	81-72	W	Oklahoma State	Morgantown

**Big 12 Championship**

M12	70-80	L	Baylor	Kansas City, Mo.
-----	-------	---	--------	------------------

**NCAA Tournament**

M20	68-62	W	Buffalo	Columbus, Ohio
M22	69-59	W	Maryland	Columbus, Ohio
M26	39-78	L	Kentucky	Cleveland, Ohio

**2015-16 (26-9, 13-5 BIG 12/2ND) // COACH BOB HUGGINS**

N13	107-61	W	Northern Kentucky	Morgantown
N16	86-73	W	James Madison	Charleston

**Continental Tire Las Vegas Invitational**

N20	103-62	W	Stetson	Morgantown
N23	97-44	W	Bethune-Cookman	Morgantown
N26	67-59	W	Richmond	Las Vegas, Nev.
N27	72-50	W	San Diego State	Las Vegas, Nev.
D5	87-54	W	Kennesaw State	Morgantown

**Jimmy V Classic**

D8	54-70	L	Virginia	New York, N.Y.
D13	100-58	W	UL Monroe	Morgantown
D17	86-68	W	Marshall	Charleston
D21	84-59	W	Eastern Kentucky	Morgantown
D30	88-63	W	Virginia Tech	Blacksburg, Va.

## GREATEST BASKETBALL Wins (post-2006)

2005-06	WVU 92, Oklahoma 68 (Oklahoma City, OU ranked No. 7)
2005-06	WVU 91, at Villanova 87 (*Nova ranked No. 3)
2005-06	WVU 60, at UCLA 56
2005-06	WVU 67, Pitt 62 (Senior Night, Pitt ranked No. 8)
2006-07	WVU 70, UCLA 65 (UCLA ranked No. 2)
2006-07	WVU 78, Clemson 73 (NIT Championship)
2007-08	WVU 73, Duke 67 (in NCAA second round)
2008-09	WVU 76, Ohio State 48 (worst non-conference home loss in OSU history)
2008-09	WVU 74, Pitt 60 (Pitt ranked No. 2, BIG EAST quarters)
2009-10	WVU 60, Georgetown 58 (BIG EAST Championship)
2009-10	WVU 73, Kentucky 66 (in NCAA East Regional Final)
2010-11	WVU 68, Purdue 64 (Purdue ranked No. 8)
2010-11	WVU 72, Notre Dame 58 (Notre Dame ranked No. 8)
2010-11	WVU 65, Connecticut 56 (UConn won 2011 national title)
2011-12	WVU 74, Georgetown 62 (Georgetown ranked No. 9)
2013-14	WVU 92, Kansas 86 (Kansas ranked No. 8)
2014-15	WVU 69, Maryland 59 (in NCAA third round)
2014-15	WVU 62, Kansas 61 (Kansas ranked No. 8)
2015-16	WVU 74, Kansas 63 (Kansas ranked No. 1)
2015-16	WVU 81, Iowa State 76 (ISU had won 32 of 34 at home)
2015-16	WVU 69, Oklahoma 67 (semifinals of Big 12 Championship)

J2	87-83#	W	Kansas State	Manhattan, Kan.
J4	95-87	W	TCU	Fort Worth, Texas
J9	77-60	W	Oklahoma State	Morgantown
J12	74-63	W	Kansas	Morgantown
J16	68-70	L	Oklahoma	Norman, Okla.
J20	49-56	L	Texas	Morgantown
J23	80-76	W	Texas Tech	Lubbock, Texas
J26	70-55	W	Kansas State	Morgantown
J30	71-88	L	Florida	Gainesville, Fla.
F2	81-76	W	Iowa State	Ames, Iowa
F6	80-69	W	Baylor	Morgantown
F9	65-75	L	Kansas	Lawrence, Kan.
F13	73-42	W	TCU	Morgantown
F16	78-85	L	Texas	Austin, Texas
F20	62-76	L	Oklahoma	Morgantown
F22	97-87	W	Iowa State	Morgantown
F27	70-56	W	Oklahoma State	Stillwater, Okla.
M2	90-68	W	Texas Tech	Morgantown
M5	69-58	W	Baylor	Waco, Texas

**Big 12 Championship**

M10	86-66	W	TCU	Kansas City, Mo.
M11	69-67	W	Oklahoma	Kansas City, Mo.
M12	71-81	L	Kansas	Kansas City, Mo.

**NCAA Tournament**

M18	56-70	L	Stephen F. Austin	Brooklyn, N.Y.
-----	-------	---	-------------------	----------------



Bob HUGGINS

# SERIES *Records*

Opponent	Series Began	Last Played	W/L
Adelphi	1980	1980	1-0
Air Force	1973	1973	1-0
Akron	1905	2012	2-2
Alabama	1955	1955	0-1
Alabama A&M	1998	1999	2-0
Alabama-Birmingham	1987	1992	1-2
Alaska-Fairbanks	1995	1995	1-0
Alcorn State	2012	2012	1-0
Alderson-Broaddus	1924	1949	4-0
Allegheny	1904	1933	10-11
American	1975	2011	4-1
Arizona	1949	2008	2-3
Arkansas	2007	2007	0-1
Arkansas-Monticello	2002	2008	2-0
Army	1918	1971	6-8
Auburn	1985	2008	2-2
Baltimore	1938	1938	1-0
Baylor	2012	2016	3-7
Bethany	1907	1953	19-3
Bethune-Cookman	2016	2016	1-0
Boston College	1963	2015	9-8
Boston U.	1959	1975	2-0
Bowling Green	1977	2000	3-0
Bradley	1947	1989	2-3
Brigham Young	1948	1974	1-1
Bucknell	1923	1977	8-0
Buffalo	1918	2015	2-1
Buffalo State	1977	1977	1-0
BYU-Hawaii	1988	1988	1-0
California	1959	1976	1-4
California, Pa.	1984	1984	1-0
California-Irvine	1972	1972	1-0
Canisius	1946	2008	7-1
Carnegie Mellon	1915	1955	34-18
Case Western	1936	1951	2-0
Catholic	1916	1925	0-2
Centre	1924	1924	1-0
Charlotte	1988	1991	2-2
Cincinnati	1941	2012	10-10
Citadel	1959	2010	8-2
City College of New York	1922	1981	3-3
Clemson	1952	2011	4-1
Cleveland State	1977	2011	5-0
Colgate	1918	1971	1-3
College of Charleston	2015	2015	1-0
Columbia	1954	1972	3-1
Connecticut	1963	2015	6-16
Coppin State	2005	2010	2-0
Cornell	1919	1973	3-3
Creighton	1932	2005	1-1
Dartmouth	1956	1959	1-1
Davidson	1956	2013	19-17
Davis & Elkins	1908	1950	13-7
Dayton	1965	2009	1-3
Delaware State	2001	2009	4-0
DePaul	1945	2012	7-1
Detroit	1928	1968	2-2
Dickinson	1936	1936	1-0
Drexel	1980	1980	1-0
Duke	1951	2010	7-18
Duquesne	1915	2014	51-37
East Carolina	1966	2000	9-0
East Tennessee State	1981	1997	2-0
Eastern Kentucky	1979	2016	2-1
Elon	2009	2009	1-0
Fairleigh Dickinson	1978	1978	1-0
Fairmont State	1916	1948	13-1
Florida	1963	2016	3-5
Florida A&M	1996	1996	1-0
Florida Atlantic	1994	1994	1-0
Florida International	2002	2002	1-0
Florida State	1956	1997	3-1
Fordham	1943	1950	2-0
Fresno State	1982	1989	1-2
Furman	1953	1991	24-4
Gardner-Webb	2003	2003	1-0
Geneva	1905	1950	12-6
George Mason	1986	2015	4-0
George Washington	1926	2005	60-33
Georgetown	1922	2014	25-27
Georgia	1993	1999	2-1
Georgia Southern	1975	2014	3-0
Georgia Tech	1950	1999	1-2
Gettysburg	1917	1917	0-1
Glennville State	1946	1946	1-0

Series Opponent	Last Began	Played	W/L
Gonzaga	2012	2014	0-3
Grove City	1905	1929	8-10
Hawaii	1970	1970	1-0
High Point	2001	2001	1-0
Hiram	1905	1905	0-2
Holy Cross	1959	1959	1-0
Howard	2004	2004	1-0
Hunter	1976	1976	1-0
Illinois	1963	1967	1-3
Illinois State	1975	1975	0-1
Indiana, Pa.	1984	1986	3-0
Iowa	1957	2009	1-1
Iowa State	2013	2016	3-5
IPFW	2004	2004	1-0
IUPUI	2004	2004	1-0
James Madison	1983	2006	8-3
Juniata	1944	1944	0-1
Kansas	2013	2016	3-6
Kansas State	1950	2016	6-4
Kennesaw State	2016	2016	1-0
Kent State	2004	2012	1-1
Kentucky	1924	2015	5-15
La Salle	1955	1993	1-3
Lafayette	1940	2015	2-2
Lehigh	1946	1990	4-0
Long Beach State	2010	2010	1-0
Long Island	1942	1982	4-1
Longwood	2009	2009	1-0
Louisiana Monroe	2006	2016	2-0
Louisiana State	2005	2015	1-2
Louisville	1959	2012	4-9
Loyola Univ. Maryland	2010	2014	2-0
Manhattan	1948	1982	3-3
Marietta	1908	1940	12-15
Marist	2013	2013	1-0
Marquette	1966	2012	4-7
Marshall	1929	2016	33-11
Maryland	1926	2015	24-14
Maryland Eastern Shore	2007	2008	2-0
Massachusetts	1973	2007	28-13
McNeese State	2000	2000	1-0
Memphis	1956	1961	1-1
Miami	1956	2012	8-7
Miami, Ohio	1951	2009	2-0
Michigan	2013	2013	0-1
Michigan State	1936	1941	1-2
Middle Tennessee State	1986	1986	0-1
Minnesota	1967	2011	2-2
Mississippi	2009	2010	2-0
Mississippi State	2007	2012	1-1
Mississippi Valley State	1993	1993	1-0
Missouri	1992	2014	1-2
Missouri State	2012	2012	1-0
Monmouth	2015	2015	1-0
Montana	2007	2007	1-0
Morehead State	1980	2012	3-0
Morgan State	1996	2010	2-0
Morris Brown	2001	2001	1-0
Morris Harvey	1947	1947	1-0
Mount St. Mary's	1989	2014	4-0
Mount Union	1905	1906	0-2
Muhlenberg	1944	1946	1-1
Muskingum	1917	1921	3-0
Navy	1923	1972	6-7
Nebraska	1930	1930	0-1
Nevada-Las Vegas	1983	2003	1-2
New Hampshire	1976	2005	2-0
New Mexico	1950	2002	4-0
New Mexico State	2008	2008	1-0
New York	1930	1966	7-10
Niagara	1918	1952	3-3
North Carolina	1950	1966	5-0
North Carolina A&T	1982	1982	1-0
North Carolina State	1947	2015	10-7
North Carolina-Asheville	2002	2002	1-0
North Carolina-Greensboro	1993	2003	3-0
Northeast Missouri State	1988	1988	1-0
Northeastern	2004	2004	0-1
Northwestern Kentucky	2015	2016	2-0
Northwestern	1959	1972	1-1
Northwestern State	2006	2006	1-0
Notre Dame	1970	2012	12-27
Oakland	2011	2013	2-0
Ohio	1907	2001	7-9
Ohio Northern	1981	1981	1-0
Ohio State	1941	2010	7-9
Ohio Wesleyan	1907	1985	4-1
Oklahoma	2006	2016	4-8
Oklahoma State	1959	2016	5-4
Old Dominion	1986	2014	2-3
Oral Roberts	2012	2012	1-0
Oregon State	1963	1984	3-0
Pacific	1975	1975	1-0
Penn State	1906	1991	66-53
Pennsylvania	1922	1981	1-1
Pepperdine	2002	2002	0-1
Pitt	1904	2012	96-88

Series Opponent	Last Began	Played	W/L
Portland	2010	2010	1-0
Prairie View A&M	2008	2008	1-0
Presbyterian	2014	2014	1-0
Princeton	1922	1967	0-2
Providence	1965	2012	17-11
Puerto Rico-Mayaguez	1998	1998	1-0
Purdue	1962	2014	1-7
Radford	1992	2013	5-0
Rhode Island	1971	2004	20-12
Rice	1998	1998	1-0
Richmond, Pa.	1951	2016	41-13
Rider	1930	1979	2-1
Robert Morris	1979	2011	19-2
Rochester	1944	1944	0-1
Rutgers	1919	2012	46-26
Saint Leo	1982	1983	2-0
Saint Louis	1960	2004	3-2
Saint Peter's	2005	2005	1-0
Salem	1916	1951	21-1
San Diego State	2016	2016	1-0
Santa Clara	1969	1969	0-1
Savannah State	2007	2007	1-0
Seattle	1984	1984	1-0
Seton Hall	1978	2012	15-11
Slippery Rock	2007	2007	1-0
South Alabama	1982	1994	2-1
South Carolina	1951	1953	3-1
Southern California	1964	1964	0-1
Southern Illinois	2006	2006	1-0
Southern Miss	1957	2002	2-0
St. Bonaventure	1943	2006	34-6
St. Francis, N.Y.	1947	1981	3-0
St. Francis, Pa.	1971	1984	3-2
St. John's	1937	2012	20-17
St. Joseph's	1959	1995	22-10
St. Joseph's, Ind.	1977	1977	1-0
St. Vincent	1946	1946	1-0
Stanford	1960	1960	1-0
Stephen F. Austin	2016	2016	0-1
Stetson	1982	2016	2-1
Syracuse	1917	2012	16-34
TCU	2013	2016	9-0
Temple	1929	1998	34-36
Tennessee	1959	2008	5-3
Tennessee Tech	2012	2012	1-0
Texas	1974	2016	4-8
Texas A&M	2010	2010	1-0
Texas A&M-Corpus Christi	2012	2012	1-0
Texas Tech	2005	2016	9-1
Toledo	1941	1942	1-1
Towson	1986	1997	2-1
Transylvania	1924	1924	1-0
Tulane	1961	1961	1-0
Tulsa	1981	1981	0-1
UCLA	1960	2007	3-1
UMBC	2006	2008	2-0
Union, N.Y.	1920	1920	1-0
USF	1978	2012	8-1
Utah	1947	1998	0-6
Valparaiso	2002	2002	0-1
Vanderbilt	2011	2011	1-0
Villanova	1956	2012	20-22
Virginia	1916	2016	8-9
Virginia Commonwealth	1983	1985	1-1
Virginia Military	1916	2015	44-5
Virginia Tech	1921	2016	49-30
Wake Forest	1949	2005	7-3
Washington	1973	2010	1-1
Washington & Jefferson	1915	2006	40-27
Washington & Lee	1916	1958	27-5
Washington State	1967	1967	0-1
Waynesburg	1905	1955	19-1
Weber State	1975	1975	1-0
West Lafayette	1916	1916	1-0
West Liberty	1941	1941	1-0
West Virginia Tech	1944	1944	1-0
West Virginia Wesleyan	1915	1952	41-15
Western Carolina	2003	2003	1-0
Western Illinois	1980	1980	1-0
Western Kentucky	1942	1987	2-1
Western Michigan	2007	2007	1-0
Westminster	1905	1979	5-3
William & Mary	1951	2014	37-9
Winthrop	2008	2008	1-0
Wisconsin	1966	2014	1-3
Wisconsin-Green Bay	1999	1999	1-0
Wisconsin-Superior	1982	1982	1-0
Wittenberg	1927	1927	0-1
Wofford	2000	2015	4-0
Xavier	1980	2008	1-1
Yale	1920	1964	3-0
Youngstown State	1942	1983	4-0
Non-Intercollegiate		37-14	

# OVERTIME

*Games*

January 2, 2016	Kansas State	Manhattan, Kan.	(2 OT) 87-83	W
March 3, 2015	Kansas	Lawrence, Kan.	(OT) 69-76	L
January 24, 2015	TCU	Morgantown, W.Va.	(OT) 86-85	W
February 5, 2014	Oklahoma	Morgantown, W.Va.	(OT) 91-86	W
January 6, 2014	Texas Tech	Lubbock, Texas	(OT) 89-86	W
January 9, 2013	Texas	Austin, Texas	(OT) 57-53	W
March 7, 2012	Connecticut	New York, N.Y.	(OT) 67-71	L
February 5, 2012	Providence	Providence, R.I.	(OT) 87-84	W
January 21, 2012	Cincinnati	Morgantown, W.Va.	(OT) 77-74	W
December 23, 2011	Baylor	Las Vegas, Nev.	(OT) 81-83	L
December 22, 2011	Missouri State	Las Vegas, Nev.	(OT) 70-68	W
December 8, 2011	Kansas State	Wichita, Kan.	(2 OT) 85-80	W
March 6, 2010	Villanova	Philadelphia, Pa.	(OT) 68-66	W
February 12, 2010	Pitt	Pittsburgh, Pa.	(3 OT) 95-98	L
December 26, 2009	Seton Hall	Newark, N.J.	(OT) 90-84	W
March 13, 2009	Syracuse	New York, N.Y.	(OT) 69-74	L
March 27, 2008	Xavier	Phoenix, Ariz.	(OT) 75-79	L
March 8, 2008	St. John's	New York, N.Y.	(OT) 83-74	W
December 29, 2007	Oklahoma	Charleston, W.Va.	(2 OT) 82-88	L
March 8, 2007	Louisville	New York, N.Y.	(2 OT) 71-82	L
January 20, 2007	Cincinnati	Cincinnati, Ohio	(OT) 86-96	L
November 26, 2005	LSU	Morgantown, W.Va.	(OT) 68-71	L
March 26, 2005	Louisville	Albuquerque, N.M.	(OT) 85-93	L
March 19, 2005	Wake Forest	Cleveland, Ohio	(2 OT) 111-105	W
February 5, 2005	Pittsburgh	Morgantown, W.Va.	(OT) 83-78	W
December 13, 2003	Duquesne	Morgantown, W.Va.	(OT) 88-84	W
December 7, 2003	Maryland	Washington, D.C.	(OT) 78-77	W
January 12, 2003	Georgetown	Washington, D.C.	(OT) 82-84	L
January 23, 2002	Marshall	Charleston, W.Va.	(OT) 79-81	L
February 20, 2001	Villanova	Morgantown, W.Va.	(2 OT) 107-100	W
January 30, 2000	Providence	Wheeling, W.Va.	(OT) 70-60	W
January 27, 1999	Marshall	Charleston, W.Va.	(OT) 85-84	W
January 13, 1999	Seton Hall	East Rutherford, N.J.	(OT) 58-63	L
January 5, 1999	Providence	Providence, R.I.	(OT) 87-90	L
January 18, 1998	Villanova	Villanova, Pa.	(OT) 79-65	W
February 15, 1997	Syracuse	Morgantown, W.Va.	(OT) 77-87	L
February 8, 1997	Providence	Morgantown, W.Va.	(OT) 90-78	W
January 6, 1996	Pittsburgh	Morgantown, W.Va.	(OT) 83-84	L
December 2, 1995	Georgetown	Morgantown, W.Va.	(OT) 83-86	L
January 27, 1995	Massachusetts	Morgantown, W.Va.	(OT) 94-97	L
February 24, 1994	Rhode Island	Kingston, R.I.	(3 OT) 102-105	L
February 8, 1994	Temple	Morgantown, W.Va.	(OT) 78-71	W
February 4, 1993	Massachusetts	Amherst, Mass.	(OT) 59-64	L
January 23, 1993	Saint Joseph's	Morgantown, W.Va.	(2 OT) 82-81	W
December 7, 1992	South Alabama	Mobile, Ala.	(OT) 100-107	L
February 27, 1992	Massachusetts	Morgantown, W.Va.	(OT) 69-74	L
February 10, 1991	Temple	Philadelphia, Pa.	(OT) 78-88	L
February 6, 1991	Massachusetts	Amherst, Mass.	(OT) 85-82	W
February 25, 1990	Penn State	Morgantown, W.Va.	(OT) 79-71	W
December 16, 1989	Virginia Tech	Blacksburg, Va.	(OT) 68-75	L
December 9, 1989	Pittsburgh	Morgantown, W.Va.	(2 OT) 97-93	W
December 22, 1988	UNC Charlotte	Charlotte, N.C.	(OT) 82-73	W
December 10, 1988	Pittsburgh	Pittsburgh, Pa.	(OT) 84-81	W
March 17, 1988	Connecticut	Morgantown, W.Va.	(OT) 57-62	L
February 15, 1988	James Madison	Harrisonburg, Va.	(OT) 70-72	L
February 11, 1988	Penn State	University Park, Pa.	(OT) 61-63	L
January 18, 1986	Temple	Morgantown, W.Va.	(OT) 69-65	W
January 16, 1986	George Washington	Morgantown, W.Va.	(OT) 75-74	W
January 11, 1986	St. Bonaventure	Olean, N.Y.	(2 OT) 89-88	W
February 21, 1985	Massachusetts	Springfield, Mass.	(OT) 76-74	W
January 31, 1985	Rutgers	Piscataway, N.J.	(OT) 76-71	W
February 4, 1984	Temple	Morgantown, W.Va.	(OT) 77-83	L
January 7, 1984	Saint Joseph's	Morgantown, W.Va.	(OT) 70-74	L
February 19, 1983	St. Bonaventure	Olean, N.Y.	(2 OT) 61-63	L
February 2, 1983	Virginia Tech	Morgantown, W.Va.	(3 OT) 90-86	W
January 29, 1983	George Washington	Washington, D.C.	(OT) 61-59	W
December 18, 1982	Virginia Commonwealth	Charleston, W.Va.	(OT) 66-65	W
December 11, 1982	Ohio State	Columbus, Ohio	(2 OT) 69-67	W
January 9, 1982	Rhode Island	Morgantown, W.Va.	(OT) 71-69	W
March 25, 1981	Purdue	New York, N.Y.	(OT) 72-75	L
March 16, 1981	Temple	Morgantown, W.Va.	(OT) 77-76	W
February 28, 1981	George Washington	Washington, D.C.	(OT) 82-85	L
December 30, 1980	Ohio State	Columbus, Ohio	(2 OT) 67-70	L
December 6, 1980	Marshall	Morgantown, W.Va.	(OT) 73-76	L

February 9, 1980	Rutgers	Piscataway, N.J.	(OT) 80-82	L
January 23, 1980	American	Fort Myer, Va.	(OT) 71-69	W
January 9, 1980	Virginia Tech	Blacksburg, Va.	(OT) 71-73	L
January 2, 1980	Marshall	Charleston, W.Va.	(OT) 63-62	W
December 8, 1979	Penn State	University Park, Pa.	(OT) 66-68	L
March 4, 1977	Villanova	Philadelphia, Pa.	(OT) 75-83	L
January 10, 1976	Davidson	Charlotte, N.C.	(OT) 84-80	W
February 17, 1975	Richmond	Richmond, Va.	(OT) 82-84	L
January 27, 1975	Rutgers	Morgantown, W.Va.	(2 OT) 84-86	L
January 15, 1975	Virginia Tech	Morgantown, W.Va.	(OT) 86-87	L
January 8, 1975	Massachusetts	Charleston, W.Va.	(OT) 89-85	W
December 3, 1974	Pittsburgh	Morgantown, W.Va.	(OT) 82-78	W
February 27, 1974	Manhattan	Morgantown, W.Va.	(2 OT) 101-100	W
January 30, 1974	Virginia	Morgantown, W.Va.	(OT) 90-85	W
January 9, 1974	George Washington	Charleston, W.Va.	(OT) 71-74	L
February 19, 1973	Penn State	Morgantown, W.Va.	(OT) 59-62	L
February 3, 1973	Davidson	Morgantown, W.Va.	(2 OT) 88-85	W
February 21, 1972	Furman	Greenville, S.C.	(OT) 96-99	L
February 9, 1972	Virginia	Charleston, W.Va.	(OT) 88-89	L
January 26, 1972	Virginia Tech	Morgantown, W.Va.	(3 OT) 101-105	L
December 11, 1971	Northwestern	Morgantown, W.Va.	(OT) 98-94	W
January 27, 1971	North Carolina State	Raleigh, N.C.	(OT) 98-100	L
December 12, 1970	Virginia	Morgantown, W.Va.	(OT) 91-94	L
January 31, 1970	George Washington	Fort Myer, Va.	(OT) 92-91	W
January 17, 1970	Florida	Morgantown, W.Va.	(OT) 88-87	W
January 14, 1970	Pittsburgh	Pittsburgh, Pa.	(OT) 67-66	W
January 13, 1968	Davidson	Morgantown, W.Va.	(OT) 89-86	W
January 3, 1968	Virginia Military	Beckley, W.Va.	(OT) 90-92	L
January 11, 1967	Maryland	Morgantown, W.Va.	(OT) 81-82	L
January 7, 1967	Davidson	Charlotte, N.C.	(2 OT) 93-97	L
February 19, 1966	Syracuse	Morgantown, W.Va.	(OT) 99-95	W
February 27, 1965	William & Mary	Charlottesville, N.C.	(2 OT) 70-67	W
February 26, 1965	Davidson	Charlotte, N.C.	(OT) 74-72	W
December 12, 1964	Maryland	College Park, Md.	(OT) 80-73	W
December 26, 1962	Boston College	New York, N.Y.	(OT) 65-64	W
February 3, 1962	North Carolina State	Greensboro, N.C.	(OT) 82-81	W
December 30, 1960	Memphis State	New Orleans, La.	(OT) 86-82	W
December 3, 1960	William & Mary	Morgantown, W.Va.	(OT) 74-72	W
March 11, 1960	New York University	Charlotte, N.C.	(OT) 81-82	L
February 12, 1959	New York University	New York, N.Y.	(OT) 70-72	L
January 8, 1959	Penn State	University Park, Pa.	(OT) 89-81	W
December 27, 1958	Northwestern	Chicago, Ill.	(2 OT) 109-118	L
March 1, 1958	George Washington	Washington, D.C.	(2 OT) 113-107	W
December 17, 1957	Richmond	Morgantown, W.Va.	(OT) 76-74	W
March 13, 1956	Dartmouth	New York, N.Y.	(OT) 59-61	L
March 5, 1955	George Washington	Richmond, Va.	(OT) 58-48	W
February 2, 1955	Penn State	Morgantown, W.Va.	(OT) 68-77	L
December 17, 1952	William & Mary	Williamsburg, Va.	(OT) 101-100	W
December 11, 1951	George Washington	Washington, D.C.	(OT) 81-83	L
February 11, 1950	Cincinnati	Morgantown, W.Va.	(2 OT) 64-69	L
March 5, 1949	Pittsburgh	Morgantown, W.Va.	(OT) 32-34	L
December 8, 1945	Penn State	Morgantown, W.Va.	(OT) 42-41	W
January 16, 1943	St. Bonaventure	Buffalo, N.Y.	(OT) 50-37	W
December 19, 1942	West Virginia Wesleyan	Buckhannon, W.Va.	(OT) 60-47	W
March 17, 1942	Long Island	New York, N.Y.	(OT) 58-49	W
February 15, 1939	Penn State	Morgantown, W.Va.	(3 OT) 43-46	L
February 10, 1939	George Washington	Cumberland, Md.	(OT) 37-39	L
February 19, 1938	Penn State	Morgantown, W.Va.	(OT) 41-44	L
February 7, 1938	Georgetown	Washington, D.C.	(OT) 36-40	L
February 24, 1937	Washington & Jefferson	Morgantown, W.Va.	(OT) 41-42	L
February 20, 1937	Washington & Jefferson	Washington, Pa.	(2 OT) 49-47	W
February 5, 1937	Temple	Philadelphia, Pa.	(OT) 38-40	L
February 11, 1936	Georgetown	Washington, D.C.	(OT) 36-42	L
January 5, 1935	Carnegie Tech	Pittsburgh, Pa.	(OT) 37-34	W
January 13, 1934	Georgetown	Morgantown, W.Va.	(2 OT) 37-32	W
February 3, 1932	Salem	Morgantown, W.Va.	(OT) 50-38	W
February 25, 1931	Duquesne	Morgantown, W.Va.	(OT) 38-35	W
February 13, 1929	Army	West Point, N.Y.	(OT) 39-34	W
January 28, 1926	West Virginia Wesleyan	Morgantown, W.Va.	(OT) 33-35	L
January 17, 1924	Pittsburgh	Pittsburgh, Pa.	(OT) 24-23	W
December 31, 1919	Yale	Morgantown, W.Va.	(OT) 49-44	W
March 8, 1919	Washington & Jefferson	Morgantown, W.Va.	(OT) 35-36	L
February 17, 1919	Allegheny	Meadville, Pa.	(OT) 29-30	L

## OVERTIME *Games*

Overtimes	Overall	Home	Away	Neutral
1	62-58	25-20	26-24	11-14
2	14-8	6-2	5-4	3-2
3	1-4	1-2	0-2	0-0
All OT Games	77-70	32-24	31-30	14-16



# DAY-By-DAY

Month/Day	W	L	Pct.
Nov. 8	1	0	1.000
Nov. 10	1	0	1.000
Nov. 11	1	0	1.000
Nov. 12	2	2	.500
Nov. 13	2	0	1.000
Nov. 14	3	0	1.000
Nov. 15	3	1	.750
Nov. 16	4	0	1.000
Nov. 17	2	0	1.000
Nov. 18	4	1	.800
Nov. 19	1	0	1.000
Nov. 20	4	1	.800
Nov. 21	3	2	.600
Nov. 22	5	1	.833
Nov. 23	6	2	.750
Nov. 24	6	1	.857
Nov. 25	5	3	.625
Nov. 26	8	4	.667
Nov. 27	11	2	.846
Nov. 28	8	2	.800
Nov. 29	8	2	.800
Nov. 30	7	2	.778
Dec. 1	24	3	.889
Dec. 2	11	5	.688
Dec. 3	15	7	.682
Dec. 4	15	4	.789
Dec. 5	15	5	.750
Dec. 6	13	4	.765
Dec. 7	16	5	.762
Dec. 8	15	7	.682
Dec. 9	17	5	.773
Dec. 10	11	7	.611
Dec. 11	11	9	.550
Dec. 12	11	6	.647
Dec. 13	15	6	.714
Dec. 14	17	2	.895
Dec. 15	7	3	.700
Dec. 16	12	3	.800
Dec. 17	13	5	.722
Dec. 18	18	4	.818
Dec. 19	15	9	.625
Dec. 20	14	3	.824
Dec. 21	9	5	.643
Dec. 22	17	4	.810
Dec. 23	4	2	.667
Dec. 25	0	1	.000
Dec. 26	2	4	.333
Dec. 27	7	7	.500
Dec. 28	17	10	.630
Dec. 29	13	9	.591
Dec. 30	21	13	.618
Dec. 31	6	2	.750
Jan. 1	0	4	.000
Jan. 2	11	5	.688
Jan. 3	19	9	.679
Jan. 4	16	6	.727
Jan. 5	24	6	.800
Jan. 6	22	7	.759
Jan. 7	14	11	.560
Jan. 8	21	11	.656
Jan. 9	18	17	.514
Jan. 10	18	12	.600
Jan. 11	15	15	.500
Jan. 12	20	10	.667
Jan. 13	20	13	.606
Jan. 14	22	8	.733
Jan. 15	11	12	.478
Jan. 16	21	14	.600
Jan. 17	20	9	.690
Jan. 18	17	13	.567
Jan. 19	10	15	.400

Month/Day	W	L	Pct.
Jan. 20	16	10	.615
Jan. 21	15	6	.714
Jan. 22	9	8	.529
Jan. 23	16	7	.696
Jan. 24	19	3	.864
Jan. 25	8	14	.364
Jan. 26	16	14	.533
Jan. 27	12	13	.480
Jan. 28	15	10	.600
Jan. 29	15	13	.536
Jan. 30	20	9	.690
Jan. 31	17	15	.531
Feb. 1	22	6	.786
Feb. 2	17	10	.630
Feb. 3	20	11	.645
Feb. 4	19	17	.528
Feb. 5	16	13	.552
Feb. 6	17	14	.548
Feb. 7	19	19	.500
Feb. 8	18	17	.514
Feb. 9	15	21	.417
Feb. 10	11	14	.440
Feb. 11	20	19	.513
Feb. 12	18	19	.486
Feb. 13	15	13	.536
Feb. 14	20	11	.645
Feb. 15	14	20	.412
Feb. 16	24	9	.727
Feb. 17	24	13	.649
Feb. 18	17	15	.531
Feb. 19	14	16	.467
Feb. 20	23	17	.575
Feb. 21	13	15	.464
Feb. 22	18	20	.474
Feb. 23	19	9	.679
Feb. 24	20	8	.714
Feb. 25	18	10	.643
Feb. 26	19	13	.594
Feb. 27	24	11	.686
Feb. 28	14	13	.519
Feb. 29	4	2	.667
Mar. 1	26	12	.684
Mar. 2	18	10	.643
Mar. 3	22	12	.647
Mar. 4	14	11	.560
Mar. 5	12	11	.522
Mar. 6	12	14	.462
Mar. 7	12	7	.632
Mar. 8	11	9	.550
Mar. 9	13	6	.684
Mar. 10	7	4	.636
Mar. 11	10	8	.556
Mar. 12	13	9	.591
Mar. 13	8	8	.500
Mar. 14	3	3	.500
Mar. 15	4	4	.500
Mar. 16	3	2	.600
Mar. 17	8	3	.727
Mar. 18	0	7	.000
Mar. 19	5	6	.455
Mar. 20	6	1	.857
Mar. 21	1	3	.250
Mar. 22	2	2	.500
Mar. 23	1	2	.333
Mar. 24	1	1	.500
Mar. 25	2	1	.667
Mar. 26	0	2	.000
Mar. 27	2	1	.667
Mar. 29	1	0	1.000
Apr. 3	0	1	.000
Totals	1,676	1,050	.615

### By Day of the Week

	W	L	Pct.
Sunday	63	36	.636
Monday	157	97	.618
Tuesday	166	129	.563
Wednesday	339	197	.632
Thursday	169	112	.601
Friday	156	88	.639
Saturday	652	400	.620

### By Month

	W	L	Pct.
November	96	26	.787
December	381	159	.706
January	498	319	.610
February	514	395	.565
March	214	159	.574
April	0	1	.000


### Winningst Dates in WVU History (by percentage/minimum 5 games)

	W	L	Pct.
Dec. 14	17	2	.895
Dec. 1	24	3	.889
Jan. 24	19	3	.864
Mar. 20	6	1	.857
Nov. 24	6	1	.857
Nov. 27	11	2	.846
Nov. 22	5	1	.833
Dec. 20	14	3	.824
Dec. 18	18	4	.818
Dec. 22	17	4	.810

Dec. 16	12	3	.800
Jan. 5	24	6	.800
Nov. 18	4	1	.800
Nov. 20	4	1	.800
Nov. 28	8	2	.800
Nov. 29	8	2	.800

### Winningst Dates in WVU History (by wins)

	W	L
Mar. 1	26	12
Dec. 1	24	3
Jan. 5	24	6
Feb. 16	24	9
Feb. 27	24	11
Feb. 17	24	13
Feb. 20	23	17
Mar. 3	22	12
Feb. 1	22	6
Jan. 6	22	7
Jan. 14	22	8
Jan. 8	21	11
Dec. 30	21	13
Jan. 16	21	14
Feb. 24	20	8
Jan. 17	20	9
Jan. 30	20	9
Jan. 12	20	10
Feb. 14	20	11
Feb. 3	20	11
Jan. 13	20	13
Feb. 11	20	19



Kevin PITTSNOGLE



# TOURNAMENT *Records*

Tournament	W	L	PCT.	First Appearance	Last Appearance
76 Classic	3	0	1.000	2009	2009
All-College Classic	1	0	1.000	2006	2006
Atlantic 10 Tournament	15	11	.577	1983	1995
BB&T Classic	1	1	.500	2004	2004
Big East Championship	12	15	.444	1996	2012
Big East/SEC Challenge	1	1	.500	2007	2012
Big 12/SEC Challenge	0	3	.000	2013	2016
Big 12 Championship	2	4	.333	2013	2016
Big Island Invitational	2	1	.667	1999	1999
Big Sun Invitational Tournament	0	2	.000	1978	1978
Birmingham Classic	3	1	.750	1955	1957
Brooklyn Hoops Winter Classic	0	1	.000	2013	2013
Cable Car Classic	1	1	.500	1992	1992
Cancun Challenge	3	1	.750	2013	2013
Capital Classic	22	6	.786	1989	2015
Centennial Classic	1	1	.500	1964	1964
Dixie Classic	2	7	.222	1950	1957
Eastern 8 Tournament	8	5	.615	1978	1982
Eastern Intercollegiate Conference Playoff Game	0	1	.000	1935	1935
ECAC Tournament	2	2	.500	1975	1976
ECBL Tournament	1	2	.333	1977	1977
Far West Classic	2	4	.333	1967	1974
Fiesta Bowl Classic	1	3	.250	1993	2002

Tournament	W	L	PCT.	First Appearance	Last Appearance
Gotham Classic	1	0	1.000	2014	2014
Guardians Classic	2	2	.500	2006	2006
Hall of Fame Tournament	2	0	1.000	1977	1977
Hispanic College Fund Classic	2	0	1.000	2002	2002
Holiday Festival	2	3	.400	1963	1968
Jim Thorpe Classic	1	1	.500	2003	2003
Jimmy V Classic	0	2	.000	2008	2015
Kentucky Invitational Tournament	7	5	.583	1958	1977
Las Vegas Classic	3	1	.750	2012	2012
Las Vegas Invitational	7	1	.875	2008	2015
Legends Classic	3	1	.750	2007	2007
Lobo Invitational Tournament	1	1	.500	1976	1976
Los Angeles Classic	4	5	.444	1960	1964
Milwaukee Classic	1	1	.500	1966	1966
Mountaineer Classic	11	3	.786	1971	1981
National Invitation Tournament	21	16	.568	1942	2014
NCAA Tournament	27	27	.500	1955	2016
Old Spice Classic	3	3	.500	2007	2013
Orange Bowl Classic	3	1	.750	1956	2004
Palm Beach Classic	2	0	1.000	1990	1990
Pre-Season NIT	1	2	.333	1986	1992
Presidential Classic	1	1	.500	1975	1975
Puerto Rico Tip-Off	6	1	.857	2011	2015
Quaker City Classic	0	2	.000	1971	1971
Rainbow Classic	0	2	.000	1969	1969
San Juan Shootout	3	0	1.000	1998	1998
Seasider Classic	2	0	1.000	1988	1988
Southern Conference Tournament	39	8	.830	1951	1968
Sugar Bowl Tournament	3	1	.750	1961	1970
Utah Classic	1	1	.500	1975	1975
West Virginia Classic	4	0	1.000	1982	1983
Wichita Wildcat Classic	1	0	.500	2013	2013
	245	164	.599		

## 100-POINT *Games*

Pts.	Score	Opponent	Date
132	132-82	Alaska-Fairbanks	December 3, 1994
127	127-97	George Washington	February 25, 1967
127	127-73	Virginia Tech	February 20, 1965
125	125-64	St. Bonaventure	January 3, 1991
121	121-65	Hawaii	January 24, 1970
120	120-68	George Washington	January 13, 1962
117	117-83	William & Mary	February 26, 1960
117	117-74	Virginia Military	February 24, 1954
116	116-94	Saint Joseph's	January 26, 1991
114	114-85	Alabama A&M	November 22, 1997
114	114-67	Florida	January 30, 1963
113	113-54	Wisconsin-Superior	December 15, 1981
113	113-92	Colgate	December 1, 1970
113	113-107	George Washington	March 1, 1958
113	113-32	Salem	January 6, 1945
112	112-71	Bucknell	January 3, 1977
111	111-105	Wake Forest	March 19, 2005
111	111-63	Puerto Rico-Mayaguez	November 28, 1997
111	111-63	St. Leo	November 28, 1981
111	111-90	George Washington	February 1, 1965
111	111-68	Virginia Tech	February 3, 1954
110	110-44	Maryland Eastern Shore	November 27, 2007
110	110-59	East Tennessee State	December 14, 1996
110	110-95	Furman	January 5, 1957
110	110-84	Virginia	February 21, 1953
109	109-84	Richmond	February 25, 1976
109	109-118	Northwestern	December 27, 1958
109	109-84	Furman	January 25, 1958
109	109-50	Virginia Military	December 3, 1957
108	108-89	Boston College	February 21, 1996
108	108-80	Morgan State	December 22, 1995
108	108-90	Massachusetts	February 12, 1983
108	108-74	Akron	November 29, 1980
107	107-61	Northern Kentucky	November 13, 2015
107	107-100	Villanova	February 20, 2001
107	107-73	Duquesne	January 7, 1991
107	107-98	George Washington	January 20, 1990
107	107-68	Robert Morris	February 23, 1980
107	107-60	Adelphi	December 13, 1979
107	107-69	Cleveland State	February 21, 1977
107	107-90	Rhode Island	January 23, 1971
107	107-93	Pittsburgh	February 23, 1957
107	107-79	North Carolina State	December 22, 1956
106	106-41	Prairie View A&M	November 18, 2007

Pts.	Score	Opponent	Date
106	106-53	Columbia	December 10, 1971
106	106-80	William & Mary	December 3, 1969
106	106-85	Furman	January 2, 1965
106	106-100	Saint Joseph's	March 12, 1960
105	105-73	Arkansas-Monticello	December 1, 2001
105	105-65	St. Bonaventure	January 6, 1990
105	105-79	Youngstown State	December 1, 1982
105	105-66	City College of New York	December 7, 1977
105	105-96	George Washington	January 30, 1971
105	105-93	Richmond	February 17, 1967
105	105-80	George Washington	December 4, 1965
105	105-87	George Washington	January 12, 1961
105	105-90	Furman	January 7, 1961
105	105-67	Furman	December 7, 1957
105	105-72	St. John's	February 1, 1957
105	105-74	Richmond	December 18, 1956
105	105-69	Mississippi Southern	December 14, 1956
105	105-90	William & Mary	February 13, 1956
104	104-85	Marquette	January 14, 2006
104	104-90	Pittsburgh	March 4, 1972
104	104-95	Virginia Tech	March 6, 1971
104	104-118	Syracuse	February 11, 1967
104	104-85	Syracuse	February 17, 1964
104	104-86	George Washington	February 23, 1963
104	104-71	Furman	January 5, 1963
104	104-90	George Washington	February 25, 1961
104	104-85	Virginia	December 17, 1960
104	104-74	Penn State	December 12, 1959
104	104-58	Virginia Military	February 12, 1958
103	103-62	Stetson	November 20, 2015
103	103-72	Virginia Military	November 26, 2014
103	103-91	Marshall	December 17, 1996
103	103-62	Robert Morris	November 25, 1994
103	103-110	North Carolina-Charlotte	December 21, 1990
103	103-60	St. Leo	November 27, 1982
103	103-87	Penn State	February 18, 1976
103	103-86	East Carolina	December 1, 1971
103	103-75	Richmond	December 13, 1966
103	103-63	Pittsburgh	February 14, 1966
103	103-57	Richmond	February 13, 1960
103	103-51	Florida State	January 31, 1958
103	103-68	Virginia Military	January 30, 1956
102	102-77	Iowa State	February 10, 2014
102	102-86	Robert Morris	December 15, 2001
102	102-105	Rhode Island	February 24, 1994
102	102-73	Rhode Island	January 21, 1991
102	102-72	North Carolina A&T	March 11, 1982

Pts.	Score	Opponent	Date
102	102-74	St. Joseph's, Ind.	December 4, 1976
102	102-69	Cornell	January 10, 1973
102	102-81	Richmond	March 1, 1968
102	102-78	Pittsburgh	January 18, 1967
102	102-97	North Carolina	December 31, 1965
102	102-91	Virginia Military	January 31, 1961
102	102-81	Virginia	January 13, 1960
102	102-72	Washington & Lee	December 12, 1953
101	101-68	Georgia Southern	November 21, 2013
101	101-52	Robert Morris	December 16, 1997
101	101-79	Syracuse	December 4, 1996
101	101-72	Duquesne	January 7, 1989
101	101-52	Virginia Tech	December 17, 1988
101	101-84	Penn State	February 16, 1983
101	101-84	St. Francis, NY	February 18, 1978
101	101-100	Manhattan	February 27, 1974
101	101-105	Virginia Tech	January 26, 1972
101	101-89	Penn State	February 24, 1971
101	101-95	Furman	December 5, 1970
101	101-93	Wisconsin	December 18, 1965
101	101-86	Furman	February 24, 1962
101	101-99	Wake Forest	January 31, 1962
101	101-79	Virginia Military	January 3, 1962
101	101-79	George Washington	February 6, 1960
101	101-71	Virginia Military	February 1, 1960
101	101-63	Duke	December 12, 1958
101	101-77	Virginia Military	January 22, 1955
101	101-67	Virginia Tech	February 20, 1954
101	101-100	William & Mary	December 17, 1952
100	100-58	UL Monroe	December 13, 2015
100	100-54	Bowling Green	December 18, 1999
100	100-86	Towson State	February 18, 1997
100	100-76	Mount St. Mary's	December 28, 1993
100	100-107	South Alabama	December 7, 1992
100	100-67	Penn State	February 11, 1989
100	100-91	Pittsburgh	January 5, 1977
100	100-83	Duquesne	January 21, 1975
100	100-106	Kentucky	December 7, 1970
100	100-81	George Washington	January 4, 1969
100	100-97	George Washington	January 12, 1963
100	100-74	Virginia Military	December 4, 1962
100	100-65	Davidson	February 26, 1959
100	100-66	Furman	January 5, 1959
100	100-71	Washington & Lee	January 4, 1958
100	100-75	Washington & Lee	February 15, 1952
100	100-75	New York University	January 3, 1952

# vs. DIVISION I

## Conferences (USING 2016-17 ALIGNMENTS)

America East	Won	Lost
Albany	0	0
Binghamton	0	0
Hartford	0	0
Maine	0	0
UMBC	2	0
New Hampshire	2	0
Stony Brook	0	0
Vermont	0	0
TOTALS	4	0

American Athletic	Won	Lost
Cincinnati	10	10
Connecticut	6	15
East Carolina	9	0
Houston	0	0
Memphis	1	1
South Florida	8	1
SMU	0	0
Temple	34	36
Tulane	1	0
Tulsa	0	0
UCF	0	0
TOTALS	69	63

Atlantic Coast	Won	Lost
Boston College	9	8
Clemson	4	1
Duke	7	18
Florida State	3	1
Georgia Tech	1	2
Louisville	4	9
Miami	8	7
North Carolina	5	0
North Carolina State	10	7
Notre Dame	12	27
Pitt	96	88
Syracuse	16	34
Virginia	8	9
Virginia Tech	49	30
Wake Forest	7	3
TOTALS	239	244

Atlantic Sun	Won	Lost
Florida Gulf Coast	0	0
Jacksonville	0	0
Kennesaw State	1	0
Lipscomb	0	0
NJIT	0	0
North Florida	0	0
South Carolina Upstate	0	0
Stetson	2	1
TOTALS	3	1

Atlantic 10	Won	Lost
Davidson	19	17
Dayton	1	3
Duquesne	51	37
Fordham	2	0
George Mason	4	0
George Washington	60	33
La Salle	1	3
Massachusetts	28	13
Rhode Island	20	12
Richmond	41	13
St. Bonaventure	34	6
St. Joseph's	22	10
Saint Louis	3	2
VCU	1	1
TOTALS	287	150

Big East	Won	Lost
Butler	0	0
Creighton	1	1
DePaul	7	1
Georgetown	25	27
Marquette	4	7
Providence	17	11
St. John's	20	17
Seton Hall	16	12
Villanova	20	22
Xavier	1	1
TOTALS	111	99

Big Sky	Won	Lost
Eastern Washington	0	0
Idaho	0	0
Idaho State	0	0

Montana	1	0
Montana State	0	0
North Dakota	0	0
Northern Arizona	0	0
Northern Colorado	0	0
Portland State	0	0
Sacramento State	0	0
Southern Utah	0	0
Weber State	1	0
TOTALS	2	0

Big South	Won	Lost
Campbell	0	0
Charleston Southern	0	0
Gardner-Webb	1	0
High Point	1	0
Liberty	0	0
Longwood	1	0
UNC Asheville	1	0
Presbyterian	1	0
Radford	5	0
Winthrop	1	0
TOTALS	11	0

Big Ten	Won	Lost
Illinois	1	3
Indiana	0	0
Iowa	1	1
Maryland	24	14
Michigan	0	1
Michigan State	1	2
Minnesota	2	2
Nebraska	0	1
Northwestern	1	1
Ohio State	7	9
Penn State	66	53
Purdue	1	7
Rutgers	46	26
Wisconsin	1	3
TOTALS	151	123

Big 12	Won	Lost
Baylor	3	7
Iowa State	3	5
Kansas	3	6
Kansas State	6	4
Oklahoma	4	8
Oklahoma State	5	4
Texas	4	8
TCU	9	0
Texas Tech	9	1
TOTALS	46	43

Big West	Won	Lost
UC Davis	0	0
UC Irvine	1	0
UC Riverside	0	0
UC Santa Barbara	0	0
Cal Poly	0	0
Cal State Fullerton	0	0
Cal State Northridge	0	0
Hawaii	1	0
Long Beach State	1	0
TOTALS	3	0

Colonial Athletic	Won	Lost
College of Charleston	1	0
Delaware	0	0
Drexel	1	0
Elon	1	0
Hofstra	0	0
James Madison	8	3
UNC Wilmington	0	0
Northeastern	0	1
Towson	2	1
William & Mary	37	9
TOTALS	50	14

Conference USA	Won	Lost
Charlotte	2	2
Florida Atlantic	1	0
FIU	1	0
Louisiana Tech	0	0
Marshall	33	11
Middle Tennessee	0	1
North Texas	0	0
Old Dominion	2	3
Rice	1	0

Southern Miss	1	0
UAB	1	2
UTEP	0	0
UTSA	0	0
Western Kentucky	2	1
TOTALS	44	20

Horizon	Won	Lost
Cleveland State	5	0
Detroit	2	2
Green Bay	1	0
Illinois-Chicago	0	0
Milwaukee	0	0
Northern Kentucky	2	0
Oakland	2	0
Valparaiso	0	1
Wright State	0	0
Youngstown State	4	0
TOTALS	16	3

Ivy League	Won	Lost
Brown	0	0
Columbia	3	1
Cornell	3	3
Dartmouth	1	1
Harvard	0	0
Penn	1	1
Princeton	0	2
Yale	3	0
TOTALS	11	8

Metro Atlantic	Won	Lost
Canisius	7	1
Fairfield	0	0
Iona	0	0
Manhattan	3	3
Marist	1	0
Monmouth	1	0
Niagara	3	3
Quinnipiac	0	0
Rider	2	1
Saint Peter's	1	0
Siena	0	0
TOTALS	18	8

Mid-American	Won	Lost
Akron	2	2
Ball State	0	0
Bowling Green	3	0
Buffalo	2	1
Central Michigan	0	0
Eastern Michigan	0	0
Kent State	1	1
Miami, Ohio	2	0
Northern Illinois	0	0
Ohio	7	9
Toledo	1	1
Western Michigan	1	0
TOTALS	19	14

Mid-Eastern Athletic	Won	Lost
Bethune-Cookman	1	0
Coppin State	2	0
Delaware State	4	0
Florida A&M	1	0
Hampton	0	0
Howard	1	0
Maryland-Eastern Shore	2	0
Morgan State	2	0
Norfolk State	0	0
North Carolina A&T	1	0
North Carolina Central	0	0
Savannah State	1	0
South Carolina State	0	0
TOTALS	15	0

Missouri Valley	Won	Lost
Bradley	2	3
Drake	0	0
Evansville	0	0
Illinois State	0	1
Indiana State	0	0
Loyola Chicago	0	0
Missouri State	1	0
Northern Iowa	0	0
Southern Illinois	1	0
Wichita State	0	0
TOTALS	4	4

Mountain West	Won	Lost
Air Force	1	0
Boise State	0	0
Colorado State	0	0
Fresno State	1	2
Nevada	0	0
UNLV	1	2
New Mexico	4	0
San Diego State	1	0
San Jose State	0	0
Utah State	0	0
Wyoming	0	0
TOTALS	8	4

Northeast	Won	Lost
Bryant	0	0
Central Connecticut State	0	0
Fairleigh Dickinson	1	0
LIU Brooklyn	4	1
Mount St. Mary's	4	0
Robert Morris	19	2
Sacred Heart	0	0
St. Francis, N.Y.	3	0
St. Francis, Pa.	3	2
Wagner	0	0
TOTALS	34	5

Ohio Valley	Won	Lost
Austin Peay	0	0
Belmont	0	0
Eastern Illinois	0	0
Eastern Kentucky	2	1
Jacksonville State	0	0
Morehead State	3	0
Murray State	0	0
SIU-Edwardsville	0	0
Southeast Missouri State	0	0
Tennessee-Martin	0	0
Tennessee State	0	0
Tennessee Tech	1	0
TOTALS	6	1

Pac-12	Won	Lost
Arizona	2	3
Arizona State	0	0
California	1	4
Colorado	0	0
Oregon	0	0
Oregon State	3	0
Southern California	0	1
Stanford	1	0
UCLA	3	1
Utah	0	6
Washington	1	1
Washington State	0	1
TOTALS	11	17

Patriot	Won	Lost
Akron	4	1
Army	6	8
Boston University	2	0
Bucknell	8	0
Colgate	1	3
Holy Cross	1	0
Lafayette	2	2
Lehigh	4	0
Lovola Maryland	2	0
Navj	6	7
TOTALS	36	21

Southeastern	Won	Lost
Alabama	0	1
Arkansas	0	1
Auburn	2	2
Florida	3	4
Georgia	2	1
Kentucky	5	15
LSU	1	2
Mississippi	2	0
Mississippi State	1	1
Missouri	1	2
South Carolina	3	1
Tennessee	5	3
Texas A&M	1	0
Vanderbilt	1	0
TOTALS	27	33

Southern	Won	Lost
Chattanooga	0	0
The Citadel	8	2
East Tennessee State	2	0
Furman	24	4
Mercer	0	0
UNC Greensboro	3	0
Samford	0	0
VMI	44	5
Western Carolina	1	0
Wofford	4	0
TOTALS	86	11

Southland	Won	Lost
Central Arkansas	0	0
Houston Baptist	0	0
Lamar	0	0
McNeese State	1	0
New Orleans	0	0
Nicholls State	0	0
Northwestern State	1	0
Sam Houston State	0	0
Southeastern Louisiana	0	0
Stephen F. Austin	0	1
Texas A&M-Corpus Christi	1	0
TOTALS	3	1

Southwestern	Won	Lost
Alabama A&M	2	0
Alabama State	0	0
Alcorn State	1	0
Arkansas-Pine Bluff	0	0
Grambling	0	0
Jackson State	0	0
Mississippi Valley	1	0
Prairie View	1	0
Southern	0	0
Texas Southern	0	0
TOTALS	5	0

Summit	Won	Lost
Denver	0	0
IPFW	1	0
IUPUI	1	0
North Dakota State	0	0
Omaha	0	0
Oral Roberts	1	0
South Dakota	0	0
South Dakota State	0	0
Western Illinois	1	0
TOTALS	4	0

Sun Belt	Won	Lost
Appalachian State	0	0
Arkansas-Little Rock	0	0
Arkansas State	0	0
Coastal Carolina	0	0
Georgia Southern	3	0
Georgia State	0	0
Louisiana-Lafayette	0	0
Louisiana-Monroe	2	0
South Alabama	2	1
Texas-Arlington	0	0
Texas State	0	0
Troy	0	0
TOTALS	7	1

West Coast	Won	Lost
BYU	1	1
Gonzaga	0	3
Lovola Marymount	0	0
Pacific	1	0
Pepperdine	0	1
Portland	1	0
St. Mary's	0	0
San Diego	0	0
San Francisco	0	0
Santa Clara	0	1
TOTALS	3	6

Western Athletic	Won	Lost
Bakersfield	0	0
Chicago State	0	0
UMKC	0	0
New Mexico State	1	0
Seattle	0	0
Texas-Pan American	0	0
Utah Valley	0	0
TOTALS	1	0

### Reclassifying

America East	Won	Lost
Mass.-Lowell	0	0



# POSTSEASON *Appearances*

Year (Record)	Head Coach	Opponent	W/L	Score	Site
1941-42 (19-4)	Dyke Raese	Long Island (NIT)	W	58-49*	New York, N.Y.
		Toledo (NIT)	W	51-39	New York, N.Y.
		Western Kentucky (NIT)	W	47-45	New York, N.Y.
1944-45 (12-6)	John Brickets	DePaul (NIT)	L	52-76	New York, N.Y.
1945-46 (24-3)	Lee Patton	St. John's (NIT)	W	70-58	New York, N.Y.
		Kentucky (NIT)	L	51-59	New York, N.Y.
		Muhlenberg (NIT)	W	65-40	New York, N.Y.
1946-47 (19-3)	Lee Patton	Bradley (NIT)	W	69-60	New York, N.Y.
		Utah (NIT)	L	62-64	New York, N.Y.
		North Carolina State (NIT)	L	52-64	New York, N.Y.
1954-55 (19-11)	Fred Schaus	La Salle (NCAA)	L	61-95	New York, N.Y.
1955-56 (21-9)	Fred Schaus	Dartmouth (NCAA)	L	59-61*	New York, N.Y.
1956-57 (25-5)	Fred Schaus	Canisius (NCAA)	L	56-64	New York, N.Y.
1957-58 (26-2)	Fred Schaus	Manhattan (NCAA)	L	84-89	New York, N.Y.
1958-59 (29-5)	Fred Schaus	Dartmouth (NCAA)	W	82-68	New York, N.Y.
		St. Joseph's (NCAA)	W	95-92	Charlotte, N.C.
		Boston University (NCAA)	W	86-82	Charlotte, N.C.
		Louisville (NCAA)	W	94-79	Louisville, Ky.
		California (NCAA)	L	70-71	Louisville, Ky.
1959-60 (26-5)	Fred Schaus	Navy (NCAA)	W	94-86	New York, N.Y.
		New York University (NCAA)	L	81-82*	Charlotte, N.C.
		St. Joseph's (NCAA)	W	106-100	Charlotte, N.C.
1961-62 (24-6)	George King	Villanova (NCAA)	L	75-90	Philadelphia, Pa.
1962-63 (23-8)	George King	Connecticut (NCAA)	W	77-71	Philadelphia, Pa.
		St. Joseph's (NCAA)	L	88-97	College Park, Md.
		New York University (NCAA)	W	83-73	College Park, Md.
1964-65 (14-15)	George King	Providence (NCAA)	L	67-91	Philadelphia, Pa.
1966-67 (19-9)	Bucky Waters	Princeton (NCAA)	L	57-68	Blacksburg, Va.
1967-68 (19-9)	Bucky Waters	Dayton (NIT)	L	68-87	New York, N.Y.
1980-81 (23-10)	Gale Catlett	Pennsylvania (NIT)	W	67-64	Morgantown, W.Va.
		Temple (NIT)	W	77-76*	Morgantown, W.Va.
		Minnesota (NIT)	W	80-69	Minneapolis, Minn.
		Tulsa (NIT)	L	87-89	New York, N.Y.
		Purdue (NIT)	L	72-75*	New York, N.Y.
1981-82 (27-4)	Gale Catlett	North Carolina A&T (NCAA)	W	102-72	Logan, Utah
		Fresno State (NCAA)	L	46-50	Logan, Utah
1982-83 (23-8)	Gale Catlett	James Madison (NCAA)	L	50-57	Greensboro, N.C.
1983-84 (20-12)	Gale Catlett	Oregon State (NCAA)	W	64-62	Birmingham, Ala.
		Maryland (NCAA)	L	77-102	Birmingham, Ala.
1984-85 (20-9)	Gale Catlett	Virginia (NIT)	L	55-56	Morgantown, W.Va.
1985-86 (22-11)	Gale Catlett	Old Dominion (NCAA)	L	62-74	Greensboro, N.C.
1986-87 (23-8)	Gale Catlett	Western Kentucky (NCAA)	L	62-64	Syracuse, N.Y.
1987-88 (18-14)	Gale Catlett	Connecticut (NIT)	L	57-62*	Morgantown, W.Va.
1988-89 (26-5)	Gale Catlett	Tennessee (NCAA)	W	84-68	Greensboro, N.C.
		Duke (NCAA)	L	63-70	Greensboro, N.C.
1990-91 (17-14)	Gale Catlett	Furman (NIT)	W	86-67	Morgantown, W.Va.
		Providence (NIT)	L	79-85	Providence, R.I.

Year (Record)	Head Coach	Opponent	W/L	Score	Site
1991-92 (20-12)	Gale Catlett	Missouri (NCAA)	L	78-89	Greensboro, N.C.
1992-93 (17-12)	Gale Catlett	Georgia (NIT)	W	95-84	Morgantown, W.Va.
		Providence (NIT)	L	67-68	Providence, R.I.
1993-94 (17-12)	Gale Catlett	Davidson (NIT)	W	85-69	Morgantown, W.Va.
		Clemson (NIT)	L	79-96	Morgantown, W.Va.
1996-97 (21-10)	Gale Catlett	Bowling Green (NIT)	W	98-95	Morgantown, W.Va.
		North Carolina State (NIT)	W	76-73	Raleigh, N.C.
		Florida State (NIT)	L	71-76	Morgantown, W.Va.
1997-98 (24-9)	Gale Catlett	Temple (NCAA)	W	82-52	Boise, Idaho
		Cincinnati (NCAA)	W	75-74	Boise, Idaho
		Utah (NCAA)	L	62-65	Anaheim, Calif.
2000-01 (17-12)	Gale Catlett	Richmond (NIT)	L	56-79	Richmond, Va.
2003-04 (17-14)	John Beilein	Kent State (NIT)	W	65-54	Kent, Ohio
		Rhode Island (NIT)	W	79-72	Morgantown, W.Va.
		Rutgers (NIT)	L	64-67	Piscataway, N.J.
2004-05 (24-11)	John Beilein	Creighton (NCAA)	W	63-61	Cleveland, Ohio
		Wake Forest (NCAA)	W	111-105*	Cleveland, Ohio
		Texas Tech (NCAA)	W	65-60	Albuquerque, N.M.
		Louisville (NCAA)	L	85-93*	Albuquerque, N.M.
2005-06 (22-11)	John Beilein	Southern Illinois (NCAA)	W	64-46	Auburn Hills, Mich.
		Northwestern State (NCAA)	W	67-54	Auburn Hills, Mich.
		Texas (NCAA)	L	71-74	Atlanta, Ga.
2006-07 (27-9)	John Beilein	Delaware State (NIT)	W	74-50	Morgantown, W.Va.
		Massachusetts (NIT)	W	90-77	Morgantown, W.Va.
		North Carolina State (NIT)	W	71-66	Morgantown, W.Va.
		Mississippi State (NIT)	W	63-62	New York, N.Y.
		Clemson (NIT)	W	78-73	New York, N.Y.
2007-08 (26-11)	Bob Huggins	Arizona (NCAA)	W	75-65	Washington, D.C.
		Duke (NCAA)	W	73-67	Washington, D.C.
		Xavier (NCAA)	L	75-79*	Phoenix, Ariz.
2008-09 (23-12)	Bob Huggins	Dayton (NCAA)	L	60-68	Minneapolis, Minn.
2009-10 (31-7)	Bob Huggins	Morgan State (NCAA)	W	77-50	Buffalo, N.Y.
		Missouri (NCAA)	W	68-59	Buffalo, N.Y.
		Washington (NCAA)	W	69-56	Syracuse, N.Y.
		Kentucky (NCAA)	W	73-66	Syracuse, N.Y.
		Duke (NCAA)	L	57-78	Indianapolis, Ind.
2010-11 (21-12)	Bob Huggins	Clemson (NCAA)	W	84-76	Tampa, Fla.
		Kentucky (NCAA)	L	63-71	Tampa, Fla.
2011-12 (19-14)	Bob Huggins	Gonzaga (NCAA)	L	54-77	Pittsburgh, Pa.
2013-14 (17-16)	Bob Huggins	Georgetown (NIT)	L	65-77	Washington, D.C.
2014-15 (25-10)	Bob Huggins	Buffalo (NCAA)	W	68-62	Columbus, Ohio
		Maryland (NCAA)	W	69-59	Columbus, Ohio
		Kentucky (NCAA)	L	39-78	Cleveland, Ohio
2015-16 (26-9)	Bob Huggins	Stephen F. Austin (NCAA)	L	56-70	Brooklyn, N.Y.

\* - indicates overtimes



2010 FINAL FOUR



# IN THE *Pros*

## Mountaineers In Professional Basketball

<b>2006-08</b>	<b>Joe Alexander</b> Milwaukee (NBA) 2009 Chicago (NBA) 2010
<b>1958-60</b>	<b>Willie Akers</b> Cleveland (ABA) 1961-62
<b>1973-75</b>	<b>Jerome Anderson</b> Boston (NBA) 1976 Indiana (NBA) 1977
<b>1947-50</b>	<b>Edward Beach</b> Minneapolis (NBA) 1950 Tri-Cities (NBA) 1951
<b>1958-59</b>	<b>Bucky Bolyard</b> Pittsburgh (ABL) 1961-62
<b>2007-10</b>	<b>Da'Sean Butler</b> San Antonio (NBA) 2011
<b>2009-10</b>	<b>Devin Ebanks</b> Los Angeles Lakers (NBA) 2011-13
<b>1955-57</b>	<b>"Hot Rod" Hundley</b> Minneapolis (NBA) 1958-60 Los Angeles (NBA) 1961-63
<b>2009-12</b>	<b>Kevin Jones</b> Cleveland (NBA) 2013
<b>1977-80</b>	<b>Lowes Moore</b> New Jersey (NBA) 1981 Cleveland (NBA) 1982 San Diego (NBA) 1983
<b>1935-37</b>	<b>John "Squint" Phares</b> Pittsburgh (NBL) 1939
<b>1976-77</b>	<b>Tony Robertson</b> Atlanta (NBA) 1978
<b>1970-72</b>	<b>Wil Robinson</b> Memphis (ABA) 1974
<b>1947-49</b>	<b>Fred Schaus</b> Fort Wayne (NBA) 1950-54 New York (NBA) 1954
<b>1956-58</b>	<b>Lloyd Sharrar</b> Pittsburgh (ABA) 1963
<b>1957-59</b>	<b>Bob Smith</b> Minneapolis (NBA) 1960 Los Angeles (NBA) 1962
<b>1961-63</b>	<b>Rod Thorn</b> Baltimore (NBA) 1964 Detroit (NBA) 1965-66 St. Louis (NBA) 1966-67 Seattle (NBA) 1968-71
<b>1958-60</b>	<b>Jerry West</b> Los Angeles (NBA) 1961-74
<b>1966-68</b>	<b>Ron "Fritz" Williams</b> San Francisco (NBA) 1969-71 Golden State (NBA) 1972-73 Milwaukee (NBA) 1974-75 Los Angeles (NBA) 1976
<b>1950-52</b>	<b>Mark Workman</b> Milwaukee (NBA) 1953 Philadelphia (NBA) 1953 Baltimore (NBA) 1954

*This list was compiled by the WVU Sports Communications Office with the aid of The Pro Basketball Encyclopedia (Corvin Books, 1977). Any corrections or additions are requested. All entries are based on at least one year on an active roster.*

**KEY**

NBA - National Basketball Association  
ABA - American Basketball Association  
NBL - National Basketball League

## Mountaineers In The Professional Draft

<b>1950:</b>	Ed Beach, 5th round, Minneapolis Lakers
<b>1952:</b>	Mark Workman, 1st round, 11th pick overall in NBA draft, Milwaukee Hawks; Harry Moore, 6th round, Syracuse Nationals
<b>1953:</b>	Jim Sottile, 7th round, Rochester Royals
<b>1956:</b>	Willie Bergines, 11th round, Syracuse Nationals
<b>1957:</b>	Rod Hundley, 1st round, first pick overall in NBA draft, Cincinnati Royals
<b>1958:</b>	Lloyd Sharrar, 2nd round, Philadelphia Warriors
<b>1959:</b>	Bob Smith, 3rd round, Minneapolis Lakers
<b>1960:</b>	Jerry West, 1st round, second pick overall in NBA draft, Minneapolis Lakers
<b>1961:</b>	Lee Patrone, 6th round, Detroit Pistons
<b>1963:</b>	Rod Thorn, 1st round, third pick overall in NBA draft, Baltimore Bullets; Jim McCormick, 6th round, Cincinnati Royals
<b>1964:</b>	Tom Lowry, 11th round, Philadelphia 76ers
<b>1967:</b>	Bob Benfield, 1st round, Houston Mavericks/ABA; Bob Benfield, 6th round, New York Knicks; Carl Head, 8th round, New Orleans Buccaneers/ABA; Rod Thorn, 11th pick in the expansion draft, Seattle Superonics
<b>1968:</b>	Ron Williams, 1st round, ninth pick overall in NBA draft, San Francisco Warriors; Ron Williams, 5th round, New Orleans Buccaneers/ABA; Dave Reaser, 7th round, San Francisco Warriors
<b>1970:</b>	Larry Woods, 8th round, Buffalo Braves
<b>1972:</b>	Wil Robinson, 3rd round pick in ABA dispersal draft, Utah Jazz; Wil Robinson, 4th round, Houston Rockets; Wil Robinson, 4th round, Pittsburgh Condors/ABA; Dave Werthman, 14th round, Pittsburgh Condors/ABA
<b>1974:</b>	Bob Hornstein, 7th round, Milwaukee Bucks
<b>1975:</b>	Jerome Anderson, 3rd round, Boston Celtics; Jerome Anderson, 7th round, San Diego Conquistadors/ABA

<b>1976:</b>	Stan Boskovich, 8th round, Golden State Warriors
<b>1977:</b>	Tony Robertson, 4th round, Los Angeles Lakers
<b>1978:</b>	Maurice Robinson, 9th round, Atlanta Hawks
<b>1980:</b>	Lowes Moore, 3rd round, New Jersey Nets
<b>1981:</b>	Greg Nance, 7th round, Detroit Pistons
<b>1982:</b>	Phil Collins, 7th round, Boston Celtics
<b>1983:</b>	Greg Jones, 3rd round, Indiana Pacers; Russel Todd, 6th round, Milwaukee Bucks
<b>1984:</b>	Tim Kearney, 3rd round, Portland Trailblazers
<b>1986:</b>	Dale Blaney, 4th round, Los Angeles Lakers
<b>1987:</b>	Eric Semisch, 7th round, Philadelphia 76ers
<b>1997:</b>	Gordon Malone, 2nd round, Minnesota Timberwolves
<b>2008:</b>	Joe Alexander, 1st round, Milwaukee Bucks
<b>2010:</b>	Da'Sean Butler, 2nd round, Miami Heat; Devin Ebanks, 2nd round, Los Angeles Lakers

## Pro Basketball All-Stars

<b>1951:</b>	Fred Schaus, forward, Fort Wayne Pistons/NBA
<b>1960:</b>	Hot Rod Hundley, guard, Minneapolis Lakers/NBA
<b>1961:</b>	Hot Rod Hundley, guard, Los Angeles Lakers/NBA; Jerry West, guard, Los Angeles Lakers/NBA
<b>1962:</b>	Jerry West, starting guard, Los Angeles Lakers/NBA
<b>1963:</b>	Jerry West, starting guard, Los Angeles Lakers/NBA
<b>1964:</b>	Jerry West, starting guard, Los Angeles Lakers/NBA
<b>1965:</b>	Jerry West, starting guard, Los Angeles Lakers/NBA
<b>1966:</b>	Jerry West, starting guard, Los Angeles Lakers/NBA
<b>1967:</b>	Jerry West, starting guard, Los Angeles Lakers/NBA
<b>1968:</b>	Jerry West, starting guard, Los Angeles Lakers/NBA
<b>1969:</b>	Jerry West, guard, Los Angeles Lakers/NBA
<b>1970:</b>	Jerry West, starting guard, Los Angeles Lakers/NBA
<b>1971:</b>	Jerry West, starting guard, Los Angeles Lakers/NBA
<b>1972:</b>	Jerry West, Most Valuable Player, starting guard, Los Angeles Lakers/NBA
<b>1973:</b>	Jerry West, starting guard, Los Angeles Lakers/NBA
<b>1974:</b>	Jerry West, guard, Los Angeles Lakers/NBA
<b>1982:</b>	Lowes Moore, starting guard, Billings/CBA
<b>1984:</b>	Greg Jones, starting guard, Wisconsin/CBA
<b>1985:</b>	Greg Jones, starting guard, Evansville/CBA



JoeALEXANDER

# IN THE AP *Rankings*

Date	Ranking
March 14, 2016	8
March 7, 2016	9
February 29, 2016	10
February 22, 2016	14
February 15, 2016	10
February 8, 2016	10
February 1, 2016	14
January 25, 2016	9
January 18, 2016	6
January 11, 2016	11
January 4, 2016	17
December 28, 2015	19
December 21, 2015	19
December 14, 2015	20
December 7, 2015	14
November 30, 2015	20
March 16, 2015	20
March 9, 2015	18
March 2, 2015	20
February 23, 2015	20
February 16, 2015	23
February 9, 2015	21
February 2, 2015	15
January 26, 2015	17
January 19, 2015	18
January 12, 2015	16
January 5, 2015	14
December 29, 2014	17
December 22, 2014	18
December 15, 2014	22
December 8, 2014	22
December 1, 2014	16
November 24, 2014	21
March 14, 2011	22
March 7, 2011	20
February 7, 2011	25
January 31, 2011	25
January 17, 2011	21
March 15, 2010	6
March 8, 2010	7
March 1, 2010	10

Date	Ranking
February 22, 2010	8
February 15, 2010	8
February 8, 2010	5
February 1, 2010	6
January 25, 2010	9
January 18, 2010	11
January 11, 2010	10
January 4, 2010	8
December 28, 2009	6
December 21, 2009	6
December 14, 2009	6
December 7, 2009	6
November 30, 2009	7
November 23, 2009	8
November 16, 2009	8
October 28, 2009	8
January 5, 2009	25
December 24, 2007	23
December 17, 2007	24
February 19, 2007	22
February 12, 2007	23
January 8, 2007	21
January 1, 2007	25
March 13, 2006	22
March 6, 2006	19
February 27, 2006	16
February 20, 2006	14
February 13, 2006	11
February 6, 2006	9
January 30, 2006	11
January 23, 2006	9
January 16, 2006	12
January 9, 2006	16
January 2, 2006	24
December 26, 2005	25
November 21, 2005	13
November 14, 2005	14
November 7, 2005	14
January 3, 2005	21
March 3, 1998	23
February 24, 1998	19

Date	Ranking
February 17, 1998	20
February 10, 1998	16
February 3, 1998	15
January 27, 1998	17
January 20, 1998	23
January 13, 1998	21
January 6, 1998	25
December 30, 1997	22
December 23, 1997	23
January 24, 1994	19
January 17, 1994	24
January 10, 1994	23
March 14, 1989	17
March 7, 1989	13
February 28, 1989	15
February 21, 1989	11
February 14, 1989	14
February 7, 1989	15
January 31, 1989	18
December 28, 1982	20
December 21, 1982	16
December 14, 1982	20
March 9, 1982	14
March 2, 1982	9
February 23, 1982	6
February 16, 1982	9
February 9, 1982	11
February 2, 1982	18
December 28, 1971	19
January 22, 1963	6
January 8, 1963	9
December 18, 1962	7
December 11, 1962	6
December 4, 1962	3
November 1, 1962	5
December 26, 1961	7
December 19, 1961	5
March 7, 1961	9
February 28, 1961	8
February 21, 1961	9
February 14, 1961	10

Date	Ranking
March 8, 1960	5
March 1, 1960	5
February 23, 1960	7
February 16, 1960	5
February 9, 1960	5
February 2, 1960	5
January 26, 1960	4
January 19, 1960	4
January 12, 1960	3
January 5, 1960	3
December 29, 1959	2
December 22, 1959	2
March 9, 1959	10
March 2, 1959	8
February 24, 1959	10
February 17, 1959	11
February 10, 1959	9
February 3, 1959	10
January 27, 1959	10
January 20, 1959	10
January 13, 1959	10
January 6, 1959	11
December 30, 1958	11
December 23, 1958	5
December 16, 1958	7
December 9, 1958	4
March 11, 1958	1
March 4, 1958	2
February 25, 1958	2
February 18, 1958	3
February 11, 1958	2
February 4, 1958	1
January 28, 1958	1
January 21, 1958	1
January 14, 1958	1
January 7, 1958	1
December 31, 1957	1
December 24, 1957	1
December 17, 1957	8
December 10, 1957	8
March 12, 1957	7
March 5, 1957	11
February 26, 1957	11
February 19, 1957	14
February 12, 1957	10
February 5, 1957	11
January 29, 1957	18
January 22, 1957	17
January 15, 1957	15
January 8, 1957	18
January 2, 1957	19
December 26, 1956	4
December 18, 1956	8
December 11, 1956	13
March 6, 1956	14
January 3, 1956	19
December 13, 1955	15
December 6, 1955	14
March 8, 1955	19
December 21, 1954	12
March 4, 1952	9
February 26, 1952	10
February 19, 1952	12
February 12, 1952	14
February 5, 1952	12
January 29, 1952	10
January 22, 1952	9
January 15, 1952	10
January 8, 1952	11
December 26, 1950	19



Jaysean PAIGE



# vs. AP RANKED *teams*

Date	Score	Opponent	Rank	Site
3/12/16	71-81, L	vs. Kansas	1	Kansas City, Mo.
3/11/16	69-67, W	vs. Oklahoma	6	Kansas City, Mo.
3/5/16	69-58, W	at Baylor	19	Waco, Texas
2/22/16	97-87, W	Iowa State	17	Morgantown, W.Va.
2/20/16	62-76, L	Oklahoma	3	Morgantown, W.Va.
2/16/16	78-85, L	at Texas	24	Austin, Texas
2/9/16	65-75, L	at Kansas	6	Lawrence, Kan.
2/6/16	80-69, W	Baylor	15	Morgantown, W.Va.
2/2/16	81-76, W	at Iowa State	13	Ames, Iowa
1/16/16	68-70, L	at Oklahoma	2	Norman, Okla.
1/12/16	74-63, W	Kansas	1	Morgantown, W.Va.
12/18/15	54-70, L	vs. Virginia	10	New York, N.Y.
3/28/15	39-78, L	vs. Kentucky	1	Cleveland, Ohio
3/22/15	69-59, W	vs. Maryland	12	Columbus, Ohio
3/12/15	70-80, L	vs. Baylor	18	Kansas City, Mo.
3/15/15	69-76, L	at Kansas	9	Lawrence, Kan.
2/28/15	66-78, L	at Baylor	19	Waco, Texas
2/21/15	73-63, W	at Oklahoma State	22	Stillwater, Okla.
2/16/15	62-61, W	Kansas	8	Morgantown, W.Va.
2/14/15	59-79, L	at Iowa State	14	Ames, Iowa
2/7/15	69-87, L	Baylor	19	Morgantown, W.Va.
2/3/15	52-71, L	at Oklahoma	21	Norman, Okla.
1/17/15	50-77, L	at Texas	20	Austin, Texas
1/13/15	86-65, W	Oklahoma	18	Morgantown, W.Va.
1/10/15	72-74, L	Iowa State	17	Morgantown, W.Va.
11/23/14	78-68, W	vs. Connecticut	17	San Juan, P.R.
3/8/14	92-86, W	Kansas	8	Morgantown, W.Va.
3/5/14	62-72, L	at Oklahoma	23	Norman, Okla.
2/26/14	66-83, L	at Iowa State	15	Ames, Iowa
2/15/14	71-88, L	at Texas	19	Austin, Texas
2/10/14	102-77, W	Iowa State	11	Morgantown, W.Va.
2/8/14	69-83, L	at Kansas	8	Lawrence, Kan.
2/5/14	91-86, W	Oklahoma	21	Morgantown, W.Va.
1/25/14	75-81, L	at Oklahoma State	11	Stillwater, Okla.
1/11/14	72-73, L	Oklahoma State	11	Morgantown, W.Va.
12/10/13	76-80, L	Gonzaga	20	Morgantown, W.Va.
11/12/13	63-70, L	vs. Wisconsin	10	Riviera Maya, Mexico
3/2/13	65-93, L	at Kansas	6	Lawrence, Kan.
2/23/13	57-73, L	Oklahoma State	14	Morgantown, W.Va.
2/18/13	61-71, L	at Kansas State	13	Manhattan, Kan.
1/28/13	56-61, L	Kansas	2	Morgantown, W.Va.
1/12/13	64-85, L	Kansas State	18	Morgantown, W.Va.
12/15/12	66-81, L	vs. Michigan	3	Brooklyn, N.Y.
11/12/12	50-84, L	at Gonzaga	19	Spokane, Wash.
2/24/12	60-61, L	Marquette	10	Morgantown, W.Va.
2/22/12	44-71, L	at Notre Dame	20	Notre Dame, Ind.
2/11/12	74-77, L	Louisville	24	Morgantown, W.Va.
1/28/12	61-63, L	at Syracuse	3	Syracuse, N.Y.
1/9/12	57-64, L	at Connecticut	17	Hartford, Conn.
1/7/12	74-62, W	Georgetown	9	Morgantown, W.Va.
12/23/11	81-83, L	vs. Baylor	6	Las Vegas, Nev.
12/3/11	62-75, L	at Mississippi State	21	Starkville, Miss.
3/19/11	63-71, L	vs. Kentucky	11	Tampa, Fla.
3/5/11	72-70, W	Louisville	11	Morgantown, W.Va.
3/2/11	65-56, W	Connecticut	16	Morgantown, W.Va.
2/24/11	58-71, L	at Pitt	4	Pittsburgh, Pa.
2/19/11	72-58, W	Notre Dame	8	Morgantown, W.Va.
2/14/11	52-63, L	at Syracuse	17	Syracuse, N.Y.
2/7/11	66-71, L	Pitt	4	Morgantown, W.Va.
2/5/11	50-66, L	at Villanova	12	Philadelphia, Pa.
1/26/11	54-55, L	at Louisville	23	Louisville, Ky.
1/16/11	68-64, W	Purdue	8	Morgantown, W.Va.
1/8/11	65-59, W	at Georgetown	13	Washington, D.C.
4/3/10	57-78, L	vs. Duke	3	Indianapolis, Ind.
3/27/10	73-66, W	vs. Kentucky	2	Syracuse, N.Y.
3/13/10	60-58, W	vs. Georgetown	22	New York, N.Y.
3/6/10	68-66, W	at Villanova	9	Philadelphia, Pa.
3/1/10	81-68, W	Georgetown	19	Morgantown, W.Va.
2/12/10	95-98, L	at Pitt	25	Pittsburgh, Pa.
2/8/10	75-82, L	Villanova	4	Morgantown, W.Va.
2/3/10	70-51, W	Pitt	22	Morgantown, W.Va.
1/23/10	71-65, W	Ohio State	21	Morgantown, W.Va.
1/18/10	71-72, L	Syracuse	5	Morgantown, W.Va.
1/11/10	62-77, L	at Purdue	4	West Lafayette, Ind.
12/23/09	76-66, W	Mississippi	15	Morgantown, W.Va.
3/13/09	69-74, L	vs. Syracuse	18	New York, N.Y.
3/12/09	74-60, W	vs. Pitt	2	New York, N.Y.
3/7/09	59-62, L	Louisville	6	Morgantown, W.Va.
2/13/09	93-72, W	Villanova	13	Morgantown, W.Va.
2/9/09	59-70, L	at Pitt	4	Pittsburgh, Pa.
2/4/09	61-74, L	at Syracuse	20	Syracuse, N.Y.
1/31/09	63-69, L	at Louisville	7	Louisville, Ky.
1/25/09	67-79, L	Pitt	4	Morgantown, W.Va.
1/22/09	75-58, W	at Georgetown	12	Washington, D.C.
1/10/09	53-75, L	at Marquette	18	Milwaukee, Wis.
1/6/09	55-61, L	Connecticut	5	Morgantown, W.Va.
12/27/08	76-48, W	at Ohio State	15	Columbus, Ohio
12/9/08	65-68, L	vs. Davidson	23	New York, N.Y.
3/27/08	75-79, L	vs. Xavier	12	Phoenix, Ariz.
3/22/08	73-67, W	vs. Duke	9	Washington, D.C.
3/14/08	55-72, L	vs. Georgetown	9	New York, N.Y.
3/13/08	78-72, W	vs. Connecticut	15	New York, N.Y.
3/1/08	71-79, L	at Connecticut	15	Hartford, Conn.
2/7/08	54-55, L	at Pitt	21	Pittsburgh, Pa.
1/26/08	57-58, L	Georgetown	9	Morgantown, W.Va.
1/6/08	79-64, W	Marquette	10	Morgantown, W.Va.
11/23/07	72-74, L	vs. Tennessee	7	Newark, N.J.

Date	Score	Opponent	Rank	Site
3/8/07	71-82, L	vs. Louisville	12	New York, N.Y.
2/27/07	66-80, L	at Pitt	12	Pittsburgh, Pa.
2/12/07	53-71, L	at Georgetown	14	Washington, D.C.
2/10/07	70-65, W	UCLA	2	Morgantown, W.Va.
2/7/07	47-60, L	Pitt	7	Morgantown, W.Va.
1/9/07	58-61, L	at Notre Dame	22	Notre Dame, Ind.
12/30/06	81-71, W	Connecticut	12	Morgantown, W.Va.
3/23/06	71-74, L	vs. Texas	9	Atlanta, Ga.
3/9/06	57-68, L	vs. Pitt	19	New York, N.Y.
2/27/06	67-62, W	Pitt	8	Morgantown, W.Va.
2/18/06	75-81, L	Connecticut	1	Morgantown, W.Va.
2/12/06	69-56, W	at Georgetown	15	Washington, D.C.
2/9/06	53-57, L	at Pitt	14	Pittsburgh, Pa.
1/21/06	60-56, W	at UCLA	18	Los Angeles, Calif.
1/8/06	91-87, W	at Villanova	3	Villanova, Pa.
12/22/05	92-68, W	vs. Oklahoma	7	Oklahoma City, Okla.
11/22/05	66-80, L	vs. Kentucky	7	Kansas City, Mo.
11/21/05	75-76, L	vs. Texas	2	Kansas City, Mo.
3/26/05	85-93, L	vs. Louisville	4	Albuquerque, N.M.
3/24/05	65-60, W	vs. Texas Tech	24	Albuquerque, N.M.
3/19/05	111-105, W	vs. Wake Forest	5	Cleveland, Ohio
3/12/05	59-68, L	vs. Syracuse	16	New York, N.Y.
3/1/05	78-76, W	vs. Villanova	19	New York, N.Y.
3/10/05	78-72, W	vs. Boston College	7	New York, N.Y.
2/23/05	70-66, W	at Pitt	18	Pittsburgh, Pa.
2/5/05	83-78, W	Pitt	16	Morgantown, W.Va.
2/1/05	50-62, L	at Boston College	5	Chestnut Hill, Mass.
1/25/05	58-68, L	Connecticut	19	Morgantown, W.Va.
1/22/05	64-72, L	at Syracuse	7	Syracuse, N.Y.
1/16/05	53-73, L	Boston College	13	Morgantown, W.Va.
1/2/05	82-69, W	at North Carolina State	17	Raleigh, N.C.
12/29/04	71-65, W	George Washington	20	Morgantown, W.Va.
3/2/04	52-65, L	Syracuse	24	Morgantown, W.Va.
2/21/04	58-67, L	Pitt	5	Morgantown, W.Va.
2/7/04	58-68, L	at Connecticut	5	Storrs, Conn.
12/20/03	57-70, L	vs. Florida	15	Miami, Fla.
2/26/03	51-89, L	at Syracuse	15	Syracuse, N.Y.
2/18/03	55-56, L	Notre Dame	12	Morgantown, W.Va.
2/12/03	46-82, L	at Pitt	7	Pittsburgh, Pa.
2/8/03	80-94, L	Syracuse	19	Morgantown, W.Va.
1/29/03	69-88, L	at Notre Dame	11	Notre Dame, Ind.
1/14/03	61-80, L	Pitt	3	Morgantown, W.Va.
12/3/02	68-66, W	vs. Florida	8	Charleston, W.Va.
3/2/02	65-92, L	at Pitt	10	Pittsburgh, Pa.
2/16/02	75-85, L	Pitt	14	Morgantown, W.Va.
2/4/02	64-76, L	at Syracuse	23	Syracuse, N.Y.
1/12/02	69-75, L	Syracuse	12	Morgantown, W.Va.
3/3/01	65-96, L	Boston College	11	Morgantown, W.Va.
2/17/01	87-76, W	Syracuse	10	Morgantown, W.Va.
2/11/01	66-69, L	Notre Dame	20	Morgantown, W.Va.
2/3/01	77-94, L	at Georgetown	14	Washington, D.C.
2/27/01	81-75, W	Seton Hall	16	Morgantown, W.Va.
1/13/01	80-86, L	at Syracuse	11	Syracuse, N.Y.
1/3/01	66-90, L	Georgetown	19	Morgantown, W.Va.
12/20/00	78-79, L	Tennessee	7	Morgantown, W.Va.
2/26/00	71-72, L	at Connecticut	21	Storrs, Conn.
1/11/00	63-76, L	Syracuse	7	Charleston, W.Va.
12/8/99	54-94, L	at Tennessee	15	Knoxville, Tenn.
2/9/99	68-80, L	St. John's	11	Morgantown, W.Va.
1/9/99	45-80, L	Connecticut	1	Morgantown, W.Va.
1/2/99	67-83, L	at Syracuse	22	Syracuse, N.Y.
12/9/98	73-59, W	Syracuse	12	Morgantown, W.Va.
3/19/98	62-65, L	vs. Utah	7	Anaheim, Calif.
3/14/98	75-74, W	vs. Cincinnati	9	Boise, Idaho
3/12/98	82-52, W	vs. Temple	24	Boise, Idaho
2/14/98	58-73, L	at Syracuse	23	Syracuse, N.Y.
2/11/98	80-62, W	Connecticut	6	Morgantown, W.Va.
12/20/97	86-81, W	vs. Georgia	20	Atlanta, Ga.
12/3/97	75-88, L	at Connecticut	13	Storrs, Conn.
2/26/97	83-76, W	Villanova	18	Morgantown, W.Va.
2/4/97	70-81, L	at Villanova	16	Villanova, Pa.
12/4/96	101-79, W	at Syracuse	19	Syracuse, N.Y.
11/26/96	61-76, L	at Minnesota	24	Minneapolis, Minn.
2/21/96	106-89, W	at Boston College	20	Chestnut Hill, Mass.
2/15/96	69-87, L	at Connecticut	3	Storrs, Conn.
2/3/96	63-84, L	Boston College	21	Morgantown, W.Va.
1/31/96	67-91, L	at Georgetown	9	Washington, D.C.
1/16/96	90-78, W	Syracuse	12	Morgantown, W.Va.
1/13/96	67-69, L	Villanova	7	Morgantown, W.Va.
1/3/96	79-89, L	Connecticut	7	Morgantown, W.Va.
12/18/95	62-68, L	Virginia Tech	22	Blacksburg, Va.
12/2/95	83-86, L	Georgetown	6	Morgantown, W.Va.
1/27/95	94-97, L	Massachusetts	1	Morgantown, W.Va.
1/3/95	69-95, L	at Massachusetts	4	Springfield, Mass.
2/20/94	67-74, L	at Massachusetts	10	Amherst, Mass.
2/8/94	78-71, W	Temple	8	Morgantown, W.Va.
1/13/94	56-70, L	Massachusetts	7	Morgantown, W.Va.
1/6/94	49-47, W	at Temple	7	Philadelphia, Pa.
2/27/92	79-54, W	Massachusetts	21	Morgantown, W.Va.
12/30/92	74-75, L	at Arizona	22	Tucson, Ariz.
3/19/92	78-89, L	vs. Missouri	16	Greensboro, N.C.
3/12/92	91-97, L	at Massachusetts	22	Amherst, Mass.
1/8/92	76-75, W	at Massachusetts	25	Amherst, Mass.
11/20/91	80-106, L	at Kentucky	13	Lexington, Ky.
12/8/90	87-96, L	at Pitt	11	Pittsburgh, Pa.
12/9/89	97-93, W	Pitt	22	Morgantown, W.Va.
3/18/89	63-70, L	vs. Duke	9	Greensboro, N.C.

Date	Score	Opponent	Rank	Site
2/28/88	69-78, L	at Temple	1	Philadelphia, Pa.
2/23/88	61-62, L	Temple	1	Morgantown, W.Va.
12/12/87	64-70, L	Pitt	2	Morgantown, W.Va.
3/5/87	57-70, L	at Temple	8	Philadelphia, Pa.
2/24/87	64-61, W	at Temple	5	Philadelphia, Pa.
2/14/87	57-67, L	Temple	6	Morgantown, W.Va.
12/13/86	57-78, L	at Pitt	17	Pittsburgh, Pa.
12/21/85	69-76, L	at Virginia Tech	20	Blacksburg, Va.
12/3/85	59-84, L	at Auburn	19	Auburn, Ala.
11/22/85	75-58, W	vs. Auburn	10	Hartford, Conn.
1/22/85	60-72, L	at Virginia Commonwealth	19	Richmond, Va.
12/22/84	63-66, L	Virginia Tech	17	Morgantown, W.Va.
3/17/84	77-102, L	vs. Maryland	11	Birmingham, Ala.
3/15/84	64-62, W	vs. Oregon State	17	Birmingham, Ala.
3/9/84	67-65, W	Temple	15	Morgantown, W.Va.
2/27/83	87-78, W	UNLV	1	Morgantown, W.Va.
12/28/82	59-67, L	vs. North Carolina St.	17	Meadowlands, N.J.
3/12/82	46-50, L	vs. Fresno State	11	Logan, Utah
2/14/80	78-90, L	Louisville	3	Morgantown, W.Va.
1/7/80	69-72, L	Syracuse	9	Morgantown, W.Va.
12/10/79	55-72, L	Ohio State	3	Morgantown, W.Va.
2/17/79	54-70, L	Notre Dame	3	Morgantown, W.Va.
1/29/79	74-90, L	at Syracuse	16	Syracuse, N.Y.
12/16/78	60-106, L	at Louisville	4	Louisville, Ky.
2/11/78	73-74, L	Syracuse	18	Morgantown, W.Va.
1/25/78	82-103, L	at Notre Dame	5	South Bend, Ind.
2/23/76	56-66, L	vs. Cincinnati	13	Charleston, W.Va.
2/14/76	77-97, L	at Notre Dame	10	South Bend, Ind.
2/5/76	76-86, L	at Rutgers	7	Piscataway, N.J.
1/27/75	84-86, L	Rutgers	19	Morgantown, W.Va.
12/11/74	83-94, L	at Purdue	15	West Lafayette,



# 1904-2016 *Lettermen*

## AAAAA

**Adrian, Nathan:** 2014-15-16  
Morgantown, W.Va.

**Agnew, Leon:** 93-94-95-96  
Greensburg, Pa.

**Ahmad, Esa:** 2016  
Cleveland, Ohio

**Aiken, J.H.:** 18

**Akers, Willie:** 58-59-60C  
Mullens, W.Va.

**Alessi, Kenneth:** 51-52  
Yorkville, Ohio

**Alexander, Joe:** 2006-07-08  
Mt. Airy, Md.

**Allara, Dave:** 77-78-79C  
laeger, W.Va.

**Allara, Earl:** 44  
laeger, W.Va.

**Anderson, Jerome:** 73C-74C-75C  
Mullens, W.Va.

**Armstead, Lionel:** 99-2000-01C-02  
Toledo, Ohio

**Arsic, Peca:** 93  
Belgrade, Yugoslavia

**Ashworth, Lincoln:** 32  
Morgantown, W.Va.

**Ashworth, Wease:** 26-27C  
Buckhannon, W.Va.

**Auer, James C.:** 45  
War, W.Va.

**Ayresman, Glen:** 33  
Rowlesburg, W.Va.

## BBBBB

**Bailey, Carey:** 68-69  
Lester, W.Va.

**Bailey, Russel:** 18-19-20  
Weston, W.Va.

**Baker, Warren:** 73-74-75-76C  
White Sulphur Springs, W.Va.

**Barger, Michael:** 64  
Dunbar, W.Va.

**Baric, Rudolph:** 40-41-42C  
Benwood, W.Va.

**Barna, Herbert (Babe):** 36-37  
Annoore, W.Va.

**Barron, Kymar:** 94  
Bronx, N.Y.

**Bartell, Joseph:** 23-24  
Tarentum, Pa.

**Bartrug, Edwin:** 30-31  
New Martinsville, W.Va.

**Basey, Marsalis:** 91-92-93-94  
Martinsburg, W.Va.

**Baumgartner, Vincent V.:** 08  
Morgantown, W.Va.

**Bawinkel, Devan:** 2007  
Winnebago, Ill.

**Beach, Edward:** 47-48-49-50C  
Elizabeth, N.J.

**Becker, Elwood (Eddie):** 52-53-54  
Wheeling, W.Va.

**Becton, Charles:** 90-91C  
Ft. Washington, Md.

**Behen, John H.:** 19  
Cambridge, Ohio

**Beilein, Patrick:** 2003-04-05-06C  
Richmond, Va.

**Benfield, Robert:** 65-66-67  
Charleston, W.Va.

**Berger, Steve:** 87-88-89-90C  
Boomer, W.Va.

**Bergines, Willie:** 53-54-55-56C  
Beckley, W.Va.

**Berry, Brooks:** 98-99-2000-01C  
Roanoke, Va.

**Beverly, Howard:** 46  
South Charleston, W.Va.

**Beynon, Tom:** 96-97-98-99C  
Weirton, W.Va.

**Black, Harold:** 73-74  
Arlington, Va.

**Black, James:** 26-27-28-29C  
Parnassus, Pa.

**Blaney, Dale:** 83-84-85C-86C  
Hartford, Ohio

**Bode, Edwin:** 62  
Sycamore Valley, Ohio

**Bodkin, Jeremy:** 90-91-92-93C  
Upper Tract, W.Va.

**Bolyard, Marvin (Bucky):** 58-59  
Aurora, W.Va.

**Bonner, Luke:** 2005  
Concord, N.H.

**Boskovich, Stan:** 75-76C  
Masontown, Pa.

**Bostick, Sid:** 75-76-77-78  
Jeannette, Pa.

**Bowers, Douglas:** 21-22-23C-24  
Clarksburg, W.Va.

**Bowman, Calvin:** 2000-01C  
Brooklyn, N.Y.

**Boyd, Mike:** 91-92-93-94  
Orange, N.J.

**Brennan, James:** 55  
Wheeling, W.Va.

**Briggs, Chaz:** 2002-03C  
Rochester, N.Y.

**Brooks, Chris:** 88-89-90-91C  
Bronx, N.Y.

**Brooks, Herbie:** 86-87-88-89C  
Mullens, W.Va.

**Brooks, Homer:** 38-39-40C  
Keyser, W.Va.

**Brown, Aaron:** 2012-13  
Darby, Pa.

**Brown, Jarrett:** 2008  
West Palm Beach, Fla.

**Brown, Renardo:** 83-84-85-86C  
Highland Park, Mich.

**Browne, Gary:** 2012-13-14C-15C  
Cupey, Puerto Rico

**Bryant, Darryl:** 2009-10-11-12C  
Brooklyn, N.Y.

**Butler, Da'Sean:** 2007-08-09C-10C  
Newark, N.J.

**Byerson, Brad:** 2005  
Colonial Heights, Va.

**Byrd, Leland:** 45-46-47C-48  
Matoaka, W.Va.

## CCCCC

**Camp, Robert:** 64-65C  
Charleston, W.Va.

**Carr, Larry:** 73-74  
Charles Town, W.Va.

**Carr, Louis A.:** 07  
Clarksburg, W.Va.

**Carroll, Bobby:** 45-46C-47-48  
Wheeling, W.Va.

**Carson, Michael:** 72  
Sistersville, W.Va.

**Carter, Jevon:** 2015-16C  
Maywood, Ill.

**Cather, Ervin:** 04-05  
Grafton, W.Va.

**Catlett, D. Mark:** 72-73-74  
Hedgesville, W.Va.

**Catlett, Gale:** 62-63  
Hedgesville, W.Va.

**Cavacini, John:** 64-65-66C  
Charleston, W.Va.

**Chaff, William:** 46  
Fairmont, W.Va.

**Chan, Ales:** 2001-02  
Prague, Czech Republic

**Chapman, Russell:** 76-77C  
Toledo, Ohio

**Chepko, Steve:** 38-39-40C  
Mono, W.Va.

**Clifton, Desmond:** 88  
Detroit, Mich.

**Clousson, Robert:** 57-58-59  
Clarksburg, W.Va.

**Coalter, James:** 50-51-52C  
Princeton, W.Va.

**Coil, John:** 53  
South Amboy, N.J.

**Cole, Otis O.:** 04C-05-06  
Morgantown, W.Va.

**Colebank, Albert:** 35-36C  
Morgantown, W.Va.

**Coles, Rick:** 73  
Wheeling, W.Va.

**Collins, J.D.:** 2003-04-05C-06C  
Houston, Texas

**Collins, Phil:** 80-81-82C  
Palos Heights, Ill.

**Condry, Joseph:** 37-38  
Clarksburg, W.Va.

**Connor, Chase:** 2015  
Shady Spring, W.Va.

**Crawl, J.J.:** 83-84-85-87  
Highland Park, Mich.

**Cubbon, Edward:** 30-31-32  
Shinnston, W.Va.

**Curran, Jonathan:** 2004C  
Clarksburg, W.Va.

**Cutright, Paul:** 18-20  
Buckhannon, W.Va.

## DDDDD

**D'Alesio, Jason:** 97-98-99-2000  
Weirton, W.Va.

**Davis, Aundrae:** 85  
College Park, Ga.

**Davis, Berkeley:** 43  
Fairmont, W.Va.

**Davis, Carney:** 43  
Fairmont, W.Va.

**Davis, George:** 53  
Fairmont, W.Va.

**Dawson, Jeffrey Mark:** 69-71-72  
Huntington, W.Va.

**Dawson, Paul (Biz):** 18-19-20  
Rockford, W.Va.

**Dennis, Kent:** 2000  
Los Angeles, Calif.

**Dial, Jack:** 45  
Huntington, W.Va.

**Dibo, Remi:** 2014  
Montreuil, France

**Dolinger, Yorke:** 41  
New York, N.Y.

**D'Orazio, Stanley:** 37  
Wheeling, W.Va.

**Dotson, Leo:** 31-32  
Richwood, W.Va.

**Doyle, John:** 30-31-32C  
Pennsboro, W.Va.

**Dubois, Richard:** 62  
Charleston, W.Va.

**Duff, Joseph:** 47-48-49-50  
Cranford, N.J.

## EEEE E

**Ebanks, Devin:** 2009-10  
Long Island City, N.Y.

**Eddy, Don:** 56-57-58  
Fairmont, W.Va.

**Ely, John C.:** 06-07-08  
Finleyville, Pa.

## FFFFF

**Faust, Eartha:** 74-75  
Inkster, Mich.

**Feltenberger, Richard:** 51  
Kittanning, Pa.

**Fidler, Louis:** 33-34  
Ashland, Ky.

**Fischer, D'or:** 2004-05  
Philadelphia, Pa.

**Fisher, Clifford:** 37-38  
Harrisville, W.Va.

**Fisher, Gussie:** 53  
Elkins, W.Va.

**Flanagan, Carl:** 40

**Floerckey, H.E.:** 08  
Philadelphia, Pa.

**Flowers, John:** 2008-09-10-11C  
Waldorf, Md.

**Foster, Ray:** 89  
Cleveland, Ohio

**Fox, Edward:** 28-29-30  
Wheeling, W.Va.

**Freeman, Quentin:** 81-82  
Charleston, S.C.

**Fryz, Joe:** 77-78-79-80C  
Corapolis, Pa.

**Funk, Fred:** 23-24-25  
Fairmont, W.Va.

## GGGGG

**Gaffney, Thomas:** 08

**Gaines, T. Stockton:** 20

**Gansley, Mike:** 2005-06C  
Olmsd Falls, Ohio

**Gardner, Joseph (Joedy):** 56-57-58C  
Ellwood City, Pa.

**Garnett, Chris:** 2002  
Decatur, Ga.

**Gipson, Donnie:** 78-80-81-82C  
Aliquippa, Pa.

**Glenn, Albert (Big Sleepy):** 26-27  
Elkins, W.Va.

**Glenn, Marshall (Little Sleepy):** 28-29-30C  
Elkins, W.Va.

**Glenn, Walter:** 49  
Charles Town, W.Va.

**Gocke, John (Jack):** 35-36-37  
Clarksburg, W.Va.

**Goode, Paul (Butch):** 60  
Pineville, W.Va.

**Goodwin, Charles (Tod):** 33  
Wheeling, W.Va.

**Goots, John:** 77-78  
Elkins, W.Va.

**Goree, Marcus:** 97-98-99C-2000C  
Dallas, Texas

**Gower, Elmo:** 33  
Ridgeley, W.Va.

**Graham, Fred:** 24-25  
Morgantown, W.Va.

**Green, Clyde:** 46-47-48C-49  
Pratt, W.Va.

**Greene, Pervires:** 91-92-93-94  
Oak Hill, W.Va.

**Grimm, Wayne:** 67-68-69  
Great Bridge, Va.

**Grmus, Nenad:** 92-93-94  
Novi Sad, Yugoslavia

**Gronniger, James D.:** 04-05C-06  
Charleston, W.Va.

## HHHHH

**Hagberg, Rudolph:** 27-28-29  
Follansbee, W.Va.

**Hale, Lewis:** 66-67-68  
Kermitt, W.Va.

**Hall, Ernest:** 75-76  
Compton, Calif.

**Hamilton, Floyd (Scotty):** 41-42-43C  
Grafton, W.Va.

**Hardwick, Steve:** 89  
Detroit, Mich.

**Hargett, Jonathan:** 2002  
Richmond, Va.

**Harley, Holman:** 85-86  
St. Thomas, Virgin Islands

**Harris, Eron:** 2013-14  
Indianapolis, Ind.

**Harris, Larry:** 71  
Charleston, W.Va.

**Hart, Harry M.:** 04  
Monroeville, Ohio

**Harvard, Edward:** 66-67-68  
Weirton, W.Va.

**Hawkins, Robert:** 18-20-21-22  
Morgantown, W.Va.

**Hawley, Roy M. (Legs):** 23-24-25C  
Bluefield, W.Va.

**Head, Carl:** 66-67  
Washington, D.C.

**Heinz, Ralph:** 49  
South Charleston, W.Va.

**Heiskell, Edgar:** 38  
Morgantown, W.Va.

**Heitz, Michael:** 70-71-72  
Garrett, Ind.

**Henderson, Terry:** 2013-14  
Raleigh, N.C.

**Herber, Johannes:** 2003-04-05C-06C  
Darmstadt, Germany

**Herbert, Vic:** 78-79-81  
Logan, W.Va.

**Hewitt, Jay:** 2001-02  
Richwood, W.Va.

**Hicks, Roger (Shorty):** 40-41-42  
Moundsville, W.Va.

**Hill, George:** 19-20-21-22  
Fairmont, W.Va.

**Hill, Pierre:** 21-22-23-24C  
Fairmont, W.Va.

**Hinds, Jabarie:** 2012-13  
Mount Vernon, N.Y.

**Hite, Clay B.:** 15-16C  
Huntington, W.Va.

**Hockenberry, Charles:** 39  
Nemacolin, Pa.

**Holmes, Norman:** 66-67-68  
Washington, D.C.

**Holmes, Ralph (Red):** 52-53-54C  
Charleston, W.Va.

**Holton, Jonathan:** 2015-16  
Miami, Fla.

**Hornstein, Robert:** 73-74  
Arlington, Va.

**Hosey, Dennis:** 78-79-81  
Midland, Pa.

**Huggins, Bob:** 75-76-77C  
Port Washington, Ohio

**Hummell, Robert:** 68-69-70C  
Moundsville, W.Va.

**Humphrey, Matt:** 2013  
Chicago, Ill.

**Hundley, Rodney (Hot Rod):** 55-56-57C  
Charleston, W.Va.

**Hutson, Jes:** 77  
Uniontown, Pa.

**Hyde, Anthony:** 53  
Hazleton, Pa.

## IIIII

**Ice, Frank:** 15-16-17  
Morgantown, W.Va.

**Isner, Mack:** 52-53-54  
Elkins, W.Va.

## JJJJJ

**Jackson, Robert:** 48-49  
Clarksburg, W.Va.

**Jackson, Shaun:** 88-89-90-91  
Jacksonville, Fla.

**Jefferson, Seldon:** 95-96C-97C  
Brooklyn, N.Y.

**Jennings, Dan:** 2010  
Staten Island, N.Y.

**Jeran, Robert:** 44  
Coaltion, W.Va.

**Johnson, Javis:** 99  
Natchez, Miss.

**Johnson, William:** 44  
Princeton, W.Va.

**Jones, Cyrus:** 95-96C  
Baltimore, Md.

**Jones, Greg:** 81-82-83C  
Youngstown, Ohio

**Jones, Greg:** 97-98  
Washington, D.C.

**Jones, Kevin:** 2009-10-11-12C  
Mount Vernon, N.Y.

**Justice, Charles:** 44  
Ft. Gay, W.Va.

## KKKKK

**Kalmar, Louis:** 40-42  
Osage, W.Va.

**Kearney, Tim:** 81-82-83-84C  
Falls Church, Va.

**Kearse, Jarett:** 98-99  
Philadelphia, Pa.

**Keatley, Edward:** 15

**Kersting, Eugene J.:** 15-16  
Clarksburg, W.Va.

**Kesling, Richard:** 41-42  
Shinnston, W.Va.

**Kiger, Clem:** 19-20-21-22C  
New Martinsville, W.Va.

**Kilicli, Deniz:** 2010-11-12-13  
Istanbul, Turkey

**Kincade, Keith:** 2000  
Norwalk, Calif.

**King, Mike:** 81-82-83-84  
Fairchance, Pa.

**Kintz, Willard (Skip):** 69-70-71  
Allentown, Pa.

**Kirkaldy, Wilfred:** 92  
Brooklyn, N.Y.

**Kishbaugh, Clayce:** 55-56-57C  
Nutter Fort, W.Va.

**Klug, William:** 32-33-34C  
Gary, Ind.

**Kraus, Dick (Bill):** 47  
Dalton, Ohio

**Kroger, Thomas:** 89-90  
Gainsville, Fla.

## LLLLL

**Lamb, LeVon:** 93-94-95-96  
Youngstown, Ohio

**LaNeve, Ronnie:** 53-55  
Newell, W.Va.

**Latterner, John (Jack):** 16-17-18C  
Marietta, Ohio

**Lentz, Martin:** 63-64-65  
Alexandria, Va.

**Leonard, Chris:** 89-90-91-92C  
Purcellville, Va.

**Lepera, Emory:** 29-30  
Morgantown, W.Va.

**Leshner, John:** 64-65-66C  
Claymont, Del.

**Lester, Roy:** 49  
Spencer, W.Va.

**Leverette, Thomas:** 46-47  
Long Island, N.Y.

**Lewin, Brian:** 97-98  
Brooklyn, N.Y.

**Lewis, Benny:** 43  
Mullens, W.Va.

**Lewis, Duane:** 98  
Morgantown, W.Va.



**Lewis, James: 67-68**  
Alexandria, Va.

**Lewis, Junius: 76-77-78-79C**  
Richmond, Va.

**Liguori, David: 94-95-96-97**  
Niles, Ohio

**Lothes, Harry: 37-38-39C**  
Elkins, W.Va.

**Loudermilk, Chet: 94**  
Wichita, Kan.

**Lowe, Robert: 70-71**  
Alexandria, Va.

**Lowry, Thomas: 62-63-64C**  
Madison, Ohio

**Ludwig, Gregory: 67-68-69C**  
Fredonia, N.Y.

**Lyles, Tim: 2000-01**  
Baltimore, Md.

**Lyons, Joseph W.: 05**  
Charleston, W.Va.

**MMMMM**

**MacDonald, Scott: 73-74-75C**  
Two Harbors, Minn.

**Macon, Elijah: 2015-16**  
Columbus, Ohio

**Mallett, Shane: 96**  
Wheeling, W.Va.

**Malone, Gordon: 96-97**  
Brooklyn, N.Y.

**Mandich, Samuel: 39-40-41C**  
Weirton, W.Va.

**Maphis, William: 63-64-65**  
Romney, W.Va.

**Marcus, Syd: 37-38C**  
Hackensack, N.J.

**Martin, Homer: 19-21C-22**  
Charleston, W.Va.

**Martin, Paul H.: 05**  
Cassville, W.Va.

**Mason, Earl D.: 07C**  
Allegheny, Pa.

**Mazzulla, Joe: 2007-08-10-11C**  
Johnston, R.I.

**McCardle, David: 73-74-75-76**  
Radford, Va.

**McCartney, James: 39-40-41**  
Meyersdale, Pa.

**McCormick, DuPont: 04**  
Morgantown, W.Va.

**McCormick, James: 61-62-63**  
New Martinsville, W.Va.

**McCoy, Diego: 81**  
Washington, D.C.

**McCreery, Van: 08**  
Morgantown, W.Va.

**McCune, Steve: 79**  
East Bank, W.Va.

**McMillian, Brad: 99**  
Huntington, W.Va.

**McNeely, Tim: 89-90-91-92**  
Chapmanville, W.Va.

**Meisel, Louis (Oogie): 27**  
Huntington, W.Va.

**Mestrovic, Andrew: 34-35-36**  
Weirton, W.Va.

**Miles Jr., Daxter: 2015-16C**  
Baltimore, Md.

**Miles, Keaton: 2012-13**  
Dallas, Texas

**Miller, Paul: 60-61-62C**  
Logan, W.Va.

**Miller, Robert: 46-48-49**  
Chester, W.Va.

**Minton, Steve: 73**  
Los Angeles, Calif.

**Miranda, Donald: 37**

**Mitchell, Casey: 2010-11**  
Savannah, Ga.

**Moore, Harry (Moo): 50-51-52**  
Moundsville, W.Va.

**Moore, Louis: 77-78-79-80C**  
Mount Vernon, N.Y.

**Moore, Noah: 79-81-82C**  
Parkersburg, W.Va.

**Moorehead, Melvin: 38**

**Morris, Charles (Dubby): 54**  
Huntington, W.Va.

**Morrison, Edward: 25-26-27**  
Erie, Pa.

**Morrison, William: 16-17-20C**  
Sutton, W.Va.

**Moss, Chris: 99-2000-01C-02C**  
Chesterfield, Va.

**Mullins, Gary: 54-55-56C**  
Gassaway, W.Va.

**Murray, Aaric: 2013**  
Philadelphia, Pa.

**Murrin, Julian: 25-26**  
Parkersburg, W.Va.

**Myers, Teyvon: 2016**  
Brooklyn, N.Y.

**NNNNN**

**Nance, Greg: 78-80-81C**  
Washington, D.C.

**Nebinger, Richard: 08**  
Steelton, Pa.

**Netherland, Thomas: 38**  
Ellamore, W.Va.

**Nichols, Darris: 2005-06-07C-08C**  
Radford, Va.

**Nicksick, Ted: 43**  
Burgettstown, Pa.

**Noreen, Kevin: 2012-13C-14C**  
Minneapolis, Minn.

O O O O O

**Odom, Vernon: 83-84-85-86C**  
Sherrills Ford, N.C.

**Oglesby, Samuel: 71-72**  
Columbia, S.C.

**Oliver, John: 99-2000-01-02C**  
Manlius, N.Y.

**Ossoski, Edward: 38**  
Beaver Falls, Pa.

**Owens, Damian: 95-96-97C-98C**  
Seat Pleasant, Md.

**PPPPP**

**Paige, Jaysean: 2015-16**  
Jamestown, N.Y.

**Palmer, David: 65-66-67**  
Mercer, Pa.

**Parker, Paul: 20**  
Clarksburg, W.Va.

**Patella, Nick: 2003**  
Elkins, W.Va.

**Patrone, Lee: 59-60-61C**  
Bellair, Ohio

**Payne, Cameron: 2009-10**  
Charleston, W.Va.

**Pearcy, Earle: 05-06-07-08C**  
Morgantown, W.Va.

**Penrod, Thomas (Dick): 66-67-68**  
Elkhart, Ind.

**Pepper, Dalton: 2010-11**  
Levittown, Pa.

**Perno, Dana: 76-77-78-79C**  
Uniontown, Pa.

**Phares, John (Squint): 35-36-37C**  
Elkins, W.Va.

**Phillip, Tarik: 2015-16**  
Brooklyn, N.Y.

**Phillips, Levi: 71-72-74**  
Charleston, W.Va.

**Pinckney, Kevin: 84-85-86-87**  
Mt. Pleasant, S.C.

**Pittsnogle, Kevin: 2003-04-05-06C**  
Martinsburg, W.Va.

**Plaster, Lawrence: 29-30-31C**  
Charleston, W.Va.

**Pledger, Adrian: 97-98C**  
Camden, Ala.

**Polinsky, Perry: 65**  
Shadyside, Ohio

**Pollard, Lawrence: 91-92-94-95**  
Brooklyn, N.Y.

**Popovich, Paul: 60**  
Flemington, W.Va.

**Porter, Wayne: 68**  
Mt. Lebanon, Pa.

**Posch, Joseph: 59-60-61**  
Riverside, N.J.

**Price, Curtis: 70-71-72**  
Charleston, W.Va.

**Price, Duriel: 2005**  
Buffalo, N.Y.

**Proby, Dee: 2009**  
Round Rock, Texas

**Prue, Darryl: 86-87-88-89C**  
Washington, D.C.

**Purinton, John A.: 04**  
Morgantown, W.Va.

**QQQQQ**

**Quertmont, Jules (Buddy): 64-65**  
Point Marion, Pa.

**RRRRR**

**Race, Stuart: 15C**  
Fairmont, W.Va.

**Raese, Donald: 42**  
Davis, W.Va.

**Ramsey, Richard: 69**  
Fayetteville, W.Va.

**Ratcliff, George: 28-29-30**

**Wheeling, W.Va.**

**Ray, Richard (Ricky): 64**  
Huntington, W.Va.

**Reaser, David: 66-67-68**  
St. Albans, W.Va.

**Reaves, Andrew: 43**  
Princeton, W.Va.

**Reichenbecher, Gary: 72**  
Accident, Md.

**Reiner, Phineas P.: 07**  
Morgantown, W.Va.

**Relph, Tyler: 2004**  
Victor, N.Y.

**Retton, Ronald: 57-58-59C**  
Fairview, W.Va.

**Rickey, George: 42**  
North Bergen, N.J.

**Ritchie, James: 59-60-61C**  
Drexel Hill, Pa.

**Roadcap, Matt: 90-91-92-93C**  
Millersburg, Pa.

**Roberts, Thomas: 76-77**  
Monroeville, Pa.

**Robertson, Tony: 76-77C**  
Detroit, Mich.

**Robinson, Junior: 90**  
Washington, D.C.

**Robinson, Maurice: 75-76-77-78C**  
Welch, W.Va.

**Robinson, Ricky: 91-92-93-94**  
Roselle, N.J.

**Robinson, Wil: 70-71C-72C**  
Uniontown, Pa.

**Rodgers, Ira Errett: 16-17-18-19C**  
Bethany, W.Va.

**Rodriquez, Frank: 50-51C**  
Beckley, W.Va.

**Rogers, Jackie: 99**  
Syracuse, N.Y.

**Rohrbough, A.F. (Nate): 23-24-25-26C**  
Buckhannon, W.Va.

**Rollins, Walter: 42**  
Ceredo, W.Va.

**Romeo III, Richard: 2016**  
White Sulphur Springs, W.Va.

**Rowe, Lester: 82-83-84C-85C**  
Buffalo, N.Y.

**Ruch, James: 40-41**  
Wheeling, W.Va.

**Ruoff, Alex: 2006-07-08-09C**  
Spring Hill, Fla.

**Rupp, Chip: 90**  
Lexington, Ky.

**Russo, Michael: 45**  
Huntington, W.Va.

**Rutledge, Dominique: 2012-13**  
Newark, N.J.

**Ryan, Joseph: 49-50-51**  
Penns Grove, N.J.

**Ryan, Lonnie W.: 07-08**  
Morgantown, W.Va.

**Ryczac, William: 64-65-66C**  
Elizabeth, Pa.

**SSSSS**

**Sally, Tyrone: 2002-03-04C-05C**  
Chesterfield, Va.

**Samuel, Rod: 89-90**  
Dallas, Texas

**Scaggs, Ross: 75**  
Logan, W.Va.

**Schau, Fred: 47-48C-49C**  
Newark, Ohio

**Schertzinger, Howard: 57**  
Morgantown, W.Va.

**Schifino, Drew: 2002-03**  
Pittsburgh, Pa.

**Scott, Elton: 98-99C**  
Lebanon, Ky.

**Seabright, Charles: 39-40**  
Benwood, W.Va.

**Seafert, Lawrence: 67-68-69**  
Braceville, Ohio

**Seeley, Kirk: 88**  
New York, N.Y.

**Semisch, Eric: 84-85-86-87**  
Ambler, Pa.

**Shaffer, Gary: 65-66C**  
Wellsburg, W.Va.

**Shannon, Lyle: 85**  
Towson, Md.

**Sharrar, Lloyd: 56-57-58C**  
Meadville, Pa.

**Shaw, Tyrone: 87-88**  
Alexandria, Va.

**Shaw, Zain: 94-95**  
Chester, Pa.

**Shelton, Tracy: 89-90-92C-93C**  
Oak Hill, W.Va.

**Shockey, Jack: 50-51C**

**Fayetteville, W.Va.**

**Shuck, David: 61-62-63**  
Lookout, W.Va.

**Sidaris, Edward: 49**  
Elizabeth, N.J.

**Simpson, Greg: 96**  
Lima, Ohio

**Sims, Robert: 75**  
Cleveland, Ohio

**Slate, Patsy: 33-34**  
Weirton, W.Va.

**Smalligan, James: 2007-08C**  
East Grand Rapids, Mich.

**Smith, Charles: 08**  
Morgantown, W.Va.

**Smith, Bob: 57-58-59C**  
Charleston, W.Va.

**Smith, Wade: 88-89**  
St. John's, Virgin Islands

**Smith, Wellington: 2007-08-09-10C**  
Summit, N.J.

**Solheim, Brent: 95-96-97-98C**  
Rochester, Minn.

**Sorine, Andy: 84-85**  
Shinnston, W.Va.

**Sortet, Wilbur: 31-32-33C**  
Huntington, W.Va.

**Sottile, James: 51-52-53C**  
Bristol, Pa.

**Sowards, Josh: 2008-09**  
Scott Depot, W.Va.

**Spadafore, Frank: 53-54-55C**  
Shinnston, W.Va.

**Sprenger, Christopher: 72-73-74**  
Bridgeport, W.Va.

**Stakem, Bobby: 44-45**  
Cumberland, Md.

**Stansbury, Harry Jr.: 38-39-40**  
Morgantown, W.Va.

**Stark, Floyd: 43**  
Ceredo, W.Va.

**Staten, Juwan: 2013-14C-15C**  
Dayton, Ohio

**Steadman, William: 15-16-17**  
New Cumberland, W.Va.

**Steindler, David: 50-51-52**  
Elkins, W.Va.

**Sterling, Edward: 48-49-50C**  
Martins Ferry, Ohio

**Stewart, Herbert: 33**  
Wheeling, W.Va.

**Strickler, Robert P.: 04-05-07**  
Phillipi, W.Va.

**Stydahar, Joseph: 33-34-35C-36**  
Shinnston, W.Va.

**Summers, Paul O.: 26-27**  
Clendenin, W.Va.

**Summers, Rob: 2006-07C**  
Columbus, Ohio

**Swiger, Ruel: 18**  
Fairmont, W.Va.

**Symons, Richard: 70-71**  
Toronto, Ohio

**TTTTT**

**Talkington, Ted: 2007-08**  
New Martinsville, W.Va.

**Taylor, Everett R.: 04-05**  
Morgantown, W.Va.

**Taylor, Shelby E.: 04-05-06C**  
Morgantown, W.Va.

**Taylor, Truehart: 27-28-29-30**  
Huntington, W.Va.

**Thomas, Will: 2008-09**  
East Cleveland, Ohio

**Thorn, Rod: 61-62-63C**  
Princeton, W.Va.

**Thoroughman, Cam: 2008-09-10-11C**  
Portsmouth, Ohio

**Tibbs, Mike: 93**  
Parkersburg, W.Va.

**Todd, Russel: 80-81-82-83C**  
Northfork, W.Va.

**Truell, Michael: 69-70**  
Brooklyn, N.Y.

**Tuckwiller, H. Ross: 16**  
Lewisburg, W.Va.

**VVVVV**

**Varejao, Sandro: 96-97**  
Vitoria, Brazil

**Vincent, Brett: 88**  
Shinnston, W.Va.

**Vincent, Donald: 56-57-58C**  
Shinnston, W.Va.

**Visnic, Nick: 61**  
Wheeling, W.Va.

**WWWWW**

**Walthall, James: 45-47**  
Princeton, W.Va.

**Walthall, Joseph: 43**  
Athens, W.Va.

**Ward, Kenneth: 61-62C**  
Shady Spring, W.Va.

**Warren, James: 60**  
Clarksburg, W.Va.

**Washam, Tony: 82-83**  
Wilmington, Del.

**Watkins, Brandon: 2014-15-16**  
Decatur, Ga.

**Weary, Lee: 84**  
Memphis, Tenn.

**Weiner, Jess: 33-34C**  
Paterson, N.J.

**Weiner, Sigmund: 31**  
Brooklyn, N.Y.

**Weir, Donald: 62-63-64C**  
Oceana, W.Va.

**Werthman, David: 71-72**  
Pittsburgh, Pa.

**West, Jarrod: 95-96-97-98C**  
Natchez, Miss.

**West, Jerry: 58-59-60C**  
Chelvan, W.Va.

**West, Jonnie: 2008-09-10-11**  
Memphis, Tenn.

**Whetsell, Harry (Jeff): 18**  
Elkins, W.Va.

**White, Peter: 53-54-55C**  
Clendenin, W.Va.

**Williams, Anthony: 90**  
Atlanta, Ga.

**Williams, BillyDee: 2015**  
Orlando, Fla.

**Williams, Carl: 98**  
Montgomery, Ala.

**Williams, Devin: 2014-15-16**  
Cincinnati, Ohio

**Williams, Ron (Fritz): 66-67C-68C**  
Weirton, W.Va.

**Williamson, Paul: 2012**  
Harts, W.Va.

**Wilson, David: 45-46-48**  
Huntington, W.Va.

**Wilson, Fred: 33-34**  
Marlinton, W.Va.

**Wilson, Phil: 91-92-93-94**  
Landover, Md.

**Wilson, Tori: 95**  
Pittsburgh, Pa.

**Wimer, Frank: 18**

**Witting, Paul: 53-54-55-56C**  
Union, N.J.

**Wolf, Bernard: 84-85**  
Riverside, Calif.

**Wolfe, Michael: 63-64C**  
Belle, W.Va.

**Woods, Larry: 69-70**  
Peoria, Ill.

**Wooton, John: 70-72**  
Beckley, W.Va.

**Workman, Mark: 50-51-52**  
Charleston, W.Va.

**YYYYY**

**Yeager, Josh: 2000-01-02-03C**  
Belington, W.Va.

**Yearwood, Wayne: 85-86-87**  
Montreal, Canada

**Yoest, Mike: 88-89-90**  
Pittsburgh, Pa.

**Young, Frank: 2004-05-06-07C**  
Tallahassee, Fla.

**Young, Jerrah: 2004**  
Toledo, Ohio

**ZZZZZ**

**Zirkel, William: 47**  
Brooklyn, N.Y.

# ALL-TIME JERSEY Numbers

#	Name	Seasons
0	Teyvon Myers	2016
0	Jaysean Paige	2015
0	Remi Dibo	2014
00	Marcus Goree	1998-2000
1	Jonathan Holton	2015-16
1	Dominique Rutledge	2012-13
1	Da'Sean Butler	2007-10
1	J.D. Collins	2004-06
1	Tobias Seldon	2001-02
1	Greg Jones	1980
1	Wilbur Sortet	1933
2	Jevon Carter	2015-16
2	Cam Thoroughman	2008-11
2	Brad Byerson	2005
2	Chaz Briggs	2002-03
2	William Klug	1933
2	Juwan Staten	2013-15
3	Casey Mitchell	2011
3	Devin Ebanks	2009-10
3	Joe Mazzulla	2007-08
3	Patrick Beilein	2003-06
3	Jonathan Hargett	2002
3	Kent Dennis	2000
3	Carl Williams	1998
3	Greg Simpson	1996
3	Tracy Shelton	1989-93
3	Joe Duff	1948
3	Steve Chepko	1939
3	Harry Cubbon	1934
3	Herbert Stewart	1933
4	Daxter Miles Jr.	2015-16
4	Chase Connor	2014
4	Jabarie Hinds	2012-13
4	Jonnie West	2008-11
4	Tyrone Sally	2002-05
4	Kerry Murray	1999
4	Wilfred Kirkaldy	1992
4	Steve Berger	1987-90

#	Name	Seasons
4	Vernon Odom	1983-86
4	Eddie Sidaris	1948
4	Shorty Hicks	1941-42
4	Harry Lothes	1939
4	George Allen	1933
5	Jaysean Paige	2016
5	Devin Williams	2014-15
5	Kevin Jones	2009-12
5	Johannes Herber	2004-06
5	J.D. Collins	2003
5	Jackie Rogers	1999
5	Adrian Pledger	1997-98
5	Greg Jones	1981-83
5	Bob Miller	1948
5	Walter Baker	1942
5	Jim McCartney	1939
5	Melvin Moorehead	1938
5	Jess Weiner	1933
6	Bobby Carroll	1948
6	Dick Kesling	1942
6	Homer Brooks	1939
6	William Simpson	1934
6	Louis Fidler	1933
7	Clyde Green	1948
7	Scotty Hamilton	1942
7	Clifford Fisher	1939
7	Charles Goodwin	1934
8	Leland Byrd	1948
8	Walter Rollins	1942
8	James Ruch	1940
8	Welder Pell	1939
8	Ed Baker	1933
9	Lou Kalmar	1942
9	Sam Mandich	1939
9	Olan Hedrick	1938
9	Patsy Slate	1934
9	Charles Goodwin	1933
10	Chase Connor	2015

#	Name	Seasons
10	Eron Harris	2013-14
10	Sean Martini	2006
10	Tyler Relph	2004
10	Nick Patella	2003
10	Justin Belcastro	2002
10	Jeff Davis	2001
10	Greg Jones	1997-98
10	Lee Weary	1984
10	Dave Palmer	1979
10	Steve Minton	1973
10	Jeffrey Mark Dawson	1971-72
10	Wayne Porter	1968
10	Dave Palmer	1965-67
10	Don Weir	1962-64
10	Nick Visnic	1959-61
10	Jay Jacobs	1958
10	Clayce Kishbaugh	1956-57
10	Godfrey Wright	1952
10	Frank Rodriguez	1951
10	Bob Jackson	1948
10	Dale Simmons	1942
10	Charles Seabright	1939
10	Joseph Condry	1938
11	Nathan Adrian	2014-16
11	Joe Alexander	2006-08
11	Duriel Price	2003-05
11	Michael Ayodele	2001
11	Chris Leonard	1989-92
11	Holman Harley	1985-86
11	Tony Washam	1982-83
11	Steve McCune	1979
11	Wayne Moore	1977-78, 1980
11	Earnie Hall	1975-76
11	Steve Minton	1972
11	Harold Black	1971, 1973-74
11	Wayne Grimm	1967-69
11	John Cavacini	1964-66
11	Jim McCormick	1961-63

#	Name	Seasons
11	Paul Goode, Butch	1958-60
11	Jim Barnett	1956-57
11	Harry Moore	1950-52
11	Fred Schaus	1948
11	George Rickey	1942
11	Glennis Ellis	1939
11	Ed Ossoski	1938
11	Sowers	1938
12	Tarik Phillip	2015-16
12	Aaron Brown	2012-13
12	Kenny Ross	2010-11
12	Frank Young	2004
12	Tim Lyles	2000-01
12	Quentin Freeman	1981-83
12	Dana Perno	1976-79
12	Rick Coles	1973-74
12	Curtis Price	1970-72
12	Norman Holmes	1966-68
12	Buddy Quertinmont	1963-65
12	Jaye Deitz	1962
12	Gay Elmore	1961
12	Paul Popovich	1960
12	Jay Jacobs	1959
12	Joedy Gardner	1956-58
12	Clifford McClellan	1954
12	Frank Spadafore	1952, 1955
12	Gussie Fisher	1952
12	Jim Coalter	1950-51
12	Ivan Repass	1948
12	Rudy Baric	1940, 1942
12	Charles Brown	1939
12	Thomas Netherland	1938
13	James Long	2015
13	Deniz Kilicli	2011-13
13	Brooks Berry	1998-2001
13	Frank Rodriguez	1950
13	Don Raese	1942
14	Gary Browne	2012-15
14	Darris Nichols	2005-08
14	Peca Arsic	1993
14	Rod Samuel	1989-90
14	J.J. Crawl	1983-85, 1987
14	Vic Herbert	1978-81
14	Tony Robertson	1976-77
14	Ross Scaggs	1975
14	John Vidovich	1973
14	Wil Robinson	1970-72
14	Jeffrey Mark Dawson	1969
14	Lewis Hale	1966-68
14	Ricky Ray	1963-65
14	Dick Dubois	1960-62
14	Ronnie Retton	1957-59
14	Ronnie LaNeve	1955-56
14	Jack Shockey	1950-52
14	Albert Colebank	1934
14	Fred Wilson	1933
15	Terry Henderson	2013-14
15	Craig Carey	2011
15	Bryan Lowther	2010
15	Devan Bawinkel	2007
15	Drew Schifino	2002-04
15	Marsalis Basey	1991-94
15	Brett Vincent	1987-88
15	Andy Sorine	1984-85

#	Name	Seasons
15	Jess Hutson	1977-78
15	Dave McCardle	1973-76
15	Larry Harris	1972
15	Skip Kintz	1969-71
15	Ed Harvard	1966-68
15	Larry Lako	1965
15	Mike Barger	1964
15	Lee Patrone	1959-61
15	Don Vincent	1956-58
15	Clayce Kishbaugh	1955
15	Ken Alessi	1951-52
15	Al Purello	1950
15	Charles Dickman	1950
15	Gene Hester	1934
15	Elmer Gower	1933
16	Dave Wilson	1948
16	Joe Stydahar	1933
17	Eddie Beach	1948
17	Louis Fidler	1934
17	Patsy Slate	1933
19	William Klug	1934
19	Glen Ayersman	1933
20	Brandon Watkins	2014-16
20	Pat Forsythe	2012
20	Jake Ferguson	2011
20	Cam Payne	2010
20	Josh Sowards	2009
20	Mike Gansey	2005-06
20	Jason D'Alesio	1997-2000
20	Zain Shaw	1994-95
20	Mike Tibbs	1993
20	Anthony Williams	1990
20	Aundrae Davis	1985
20	Greg Bozman	1984
20	Levi Phillips	1971-72, 1974
20	Bob Hummell	1968-69-70
20	John Leshner	1966
20	Godfrey Wright	1951
20	Walter Glenn	1950
20	Randy Walthall	1949-50
20	Jess Weiner	1934
21	BillyDee Williams	2015
21	Matt Humphrey	2013
21	Joe Mazzulla	2009-11
21	Josh Sowards	2008
21	Frank Young	2005-07
21	Jerrah Young	2004
21	Chris Garnett	2002
21	Duane Lewis	1998-99
21	Cyrus Jones	1995-96
21	Ricky Robinson	1992-94
21	Shaun Jackson	1988-91
21	Dale Blaney	1983-86
21	Joe Fryz	1977-80
21	Eartha Faust	1974-75
21	Ron Williams	1966-68
21	Rudy Zatezalo	1963
21	Kenny Ward	1960-62
21	Bob Smith	1957-59
21	Gary Mullins	1955-56
21	Dave Steindler	1950-52
21	Bob Miller	1949
21	Andrew Mestrovic	1934
22	Aric Dickerson	2013
22	Alex Ruoff	2006-09
22	Josh Yeager	2000-03
22	David Liguori	1994-97
22	Ricky Robinson	1991
22	Adolph Rupp	1990
22	John Goots	1979-80
22	Tommy Roberts	1976-78
22	Mark Catlett	1972-74
22	Larry Harris	1971



LowesMOORE



Bob HUGGINS

#	Name	Seasons
22	Mike Truell	1969-70
22	Carl Head	1966-67
22	John Leshner	1964-65
22	Gale Catlett	1961-63
22	Howie Schertzinger	1957-59
22	Paul Witting 1953,	1955-56
22	Tony Hyde	1952
22	George Davis	1951
22	Bob Jackson	1950
22	Dick Thomas	1950
22	Eddie Sidaris	1949
23	Esa Ahmad	2016
23	Tyrone Hughes	2014-15
23	Tommie McCune	2012
23	Jarrod West	1995-98
23	Chet Loudermilk	1994
23	Chris Brooks	1988-91
23	Darrell Pinckney	1984-87
23	Diego McCoy	1980-82
23	David Reaser	1966-68
23	Bill Maphis	1963-65
23	Nick Serdich	1960-61
23	Don Eddy	1956-58
23	Mike Holt	1955
23	Jim Coalter	1952
23	Samuel Stansbury	1951
23	Joe Duff	1949-50
23	Fred Wilson	1934
24	Aaric Murray	2013
24	Kerwin Selby	2011
24	Will Thomas	2008-09
24	Josh Sowards	2006
24	Johannes Herber	2003
24	Jonathan Curran	2002
24	Warren Coates	2001
24	Damian Owens	1995-98
24	Charles Becton	1990-91
24	Darryl Prue	1986-89
24	Lester Rowe	1982-85
24	Greg Nance	1978-81
24	Steve Nenadovich	1977
24	Bill Roberson	1976
24	Jerome Anderson	1973-75

#	Name	Seasons
24	Dave Werthman	1971-72
24	Jim Botlinger	1968
24	Perry Polinsky	1964-66
24	Dave Shuck	1961-63
24	Jim Warren	1960
24	Bob Davis	1959
24	Lloyd Sharrar	1956-58
24	Pete White	1952-53, 1955
24	Joe Ryan	1949-51
25	Darryl Bryant	2009-12
25	Cam Payne	2008
25	Nate Tallman	2006
25	John Patterson	2002
25	Javis Johnson	1999
25	Seldon Jefferson	1995-97
25	Mike Yoest	1988-90
25	Noah Moore	1979-82
25	Sid Bostick	1975-78
25	Mike Carson	1972
25	Larry Woods	1969
25	Bob Benfield	1965-67
25	Tom Lowry	1962-64
25	Joe Posch	1959-61
25	Bill King	1955-57
25	Jim Sottile	1951-53
25	Eddie Sterling	1949-50
25	Neil Montone	1942
26	Murrell Bolliger	1957
26	Jim Brennan	1955-56
26	Frank Rodriguez	1949
27	Scott Perkins	1949
27	Joe Stydakar	1934
28	Bob Jackson	1949
29	Clyde Green	1949
30	Richard Romeo	2013-16
30	Danny Jennings	2010-11
30	Lionel Armstead	1999-2002
30	Gordon Malone	1996-97
30	Kymar Barron	1994
30	Tim McNeely	1989-92
30	Kirk Seeley	1987-88
30	Renardo Brown	1983-86
30	Jeff Szczepanski	1980-81

#	Name	Seasons
30	John Goots	1977-78
30	Stan Boskovich	1975-76
30	Chris Sprenger	1972-74
30	Bob Lowe	1969-71
30	Gary Shaffer	1964-66
30	Gay Elmore	1963
30	Ed Bode	1960-62
30	Bucky Bolyard	1957-59
30	Fred Richardson	1956
30	John Cottle	1955
30	Ralph Holmes	1953
30	Mack Isner	1952
30	Dick Feltenberger	1951
30	Alva Richmond	1950
30	Fred Schaus	1949
30	Clifford Fisher	1938
30	Syd Marcus	1936-37
30	Smith	1935
31	Jarrett Brown	2008
31	Luke Bonner	2005
31	Chris Moss	1999-2002
31	Maurice Curtis	1996
31	Mike Boyd	1991-94
31	Junius Lewis	1976-79
31	Scott MacDonald	1973-75
31	Sam Oglesby	1971-72
31	Mike Heitz	1970
31	Larry Seafert	1967-69
31	Bob Camp	1963-65
31	Paul Miller	1960-62
31	Jim Warren	1958-59
31	John Coil	1953
31	Mark Workman	1950-52
31	Walter Glenn	1949
31	Homer Brooks	1938
31	Herbert Barna	1935-36
32	Paul Williamson	2012
32	Dalton Pepper	2010-11
32	Ted Talkington	2006-08
32	Jonathan Curran	2003-04
32	Keith Kincade	2000
32	Elton Scott	1998-99
32	Marcus Goree	1997

#	Name	Seasons
32	Lawrence Pollard	1991-92, 1994-95
32	Herbie Brooks	1986-89
32	Bernard Wolf	1984
32	Donnie Gipson	1978, 1980-82
32	Russell Chapman	1976-77
32	Jim Schneider	1974-75
32	Gary Reichenbecher	1971-73
32	Larry Woods	1970
32	Dennis Peterson	1968
32	Jerry Meadows	1965, 1967
32	Mike Wolfe	1962-64
32	Willie Akers	1958-60
32	Marc Constantine	1955-57
32	Mack Isner	1953
32	Ralph Holmes	1952
32	Lawrence Hunt	1951
32	Eddie Beach	1950
32	Roy Lester	1949
32	Stanley D'Orazio	1937
32	William Simpson	1935-36
33	Casey Mitchell	2010
33	Cam Payne	2009
33	Rob Summers	2006-07
33	Jay Hewitt	2001-02
33	Jarrett Kearse	1998-99
33	Leon Agnew	1993-96
33	Wade Smith	1986-89
33	Russel Todd	1980-83
33	Sam Kilburn	1973
33	Jim Lewis	1967-68
33	Rod Hundley	1955-57
33	Eddie Becker	1952-53
33	Ralph Heinz	1949
33	Edgar Heiskell	1938
33	Clifford Fisher	1937
33	Andrew Mestrovic	1935-36
34	Kevin Noreen	2011-15
34	Jacob Green	2008
34	Kevin Pittsnogle	2003-06
34	Brad McMillian	1999-2000
34	Tori Wilson	1995
34	Thomas Kroger	1988-91
34	Eric Semisch	1984-87
34	Tim Austin	1983
34	Gary McIntosh	1980-81
34	Larry Carr	1973-75
34	Mike Heitz	1971-72
34	Dick Penrod	1966-68
34	Marty Lentz	1963-65
34	Dave Duncan	1961
34	Bob Clousson	1957-59
34	Willie Bergines	1953, 1955-56
34	Charles Huggins	1952
34	Eddie Beach	1949
34	John Angotti	1938
34	Edgar Heiskell	1936
34	Harry Cubbon	1935
35	Volodymyr Gerun	2013
35	Wellington Smith	2007-10
35	Tom Beynon	1996-99
35	John Miller	1987
35	Bernard Wolf	1985
35	Tim Austin	1984
35	Dennis Hosey	1978-81
35	Bob Huggins	1975-77
35	John Wooton	1970, 1972
35	Greg Ludwig	1967-69
35	Bill Ryczaj	1964-66
35	Gary McWilliams	1962-63
35	Jim Ritchie	1959-61
35	Harry Lothes	1938
35	John Phares	1935-37

#	Name	Seasons
36	Donald Meranda	1938
36	Albert Colebank	1935-36
37	Harmer Cox	1936
38	Syd Marcus	1938
38	James Wolverton	1936
38	Kenneth Randolph	1935
39	Steve Chepko	1938
39	Donald Thorn	1936
39	Fred Wilson	1935
40	D'or Fischer	2004-05
40	Sandro Varajao	1996-97
40	Maurice Curtis	1995
40	Jeremy Bodkin	1990-93
40	Billy Joe Ratliff	1986
40	Tim Kearney	1981-84
40	Dave Allara	1977-79
40	Warren Baker	1973-76
40	Gene Hester	1935-36
41	Devin Williams	2016
41	John Flowers	2008-11
41	Calvin Bowman	2000-01
41	Shane Mallett	1996
41	Pervires Greene	1991-94
41	Adam Powell	1982-83
41	Harry Lothes	1937
41	Leo Fizer	1936
41	Louis Fidler	1935
42	Deniz Kilicli	2010
42	Jamar Gaither	1999-2000
42	LeVon Lamb	1993-96
42	Everett Robinson	1990
42	Ray Foster	1989
42	Desmond Clifton	1988
42	Devon Howe	1982
42	Michael King	1981-84
42	Maurice Robinson	1975
42	Harry Stansbury	1938
42	Jack Gocke	1935-37
42	Jamie Smalligan	2007-08
43	Olan Hedrick	1936
43	Joe Stydakar	1935
44	Rod Thorn	1961-63
44	Jerry West	1958-60
44	Joe Stydakar	1936
45	Elijah Macon	2015-16
45	Dee Proby	2009
45	John Oliver	1999-2002
45	Brent Solheim	1995-98
45	Phil Wilson	1991-94
45	John Bonesteel	1986-87
45	Maurice Robinson	1976-78
45	Bob Hornstein	1972-74
45	Dick Symons	1969-71
50	Ales Chan	2000-02
50	Steve Hardwick	1988-89
50	Wayne Yearwood	1985-87
52	Lyle Shannon	1985-87
52	Devon Howe	1981, 1983
52	Carey Bailey	1968-69
53	Brian Lewin	1997-98
53	Tyrone Shaw	1987-88
53	Phil Collins	1980-82
54	Nenad Grmusa	1992-94
55	Keaton Miles	2012-13
55	Matt Roadcap	1990-93
55	Mike Richardson	1979
55	Robert Sims	1974-75
55	Charlie Hickox	1972
55	Dick Ramsey	1969-70



# MOUNTAINEER *Honors*

## BIG 12 CONFERENCE (2013-)

**SIXTH MAN OF THE YEAR**  
Jaysean Paige, 2016

### All-Conference

#### FIRST TEAM

Juwan Staten, 2014  
Juwan Staten, 2015

#### SECOND TEAM

Jaysean Paige, 2016  
Devin Williams, 2016

#### HONORABLE MENTION

Eron Harris, 2013  
Deniz Kilicli, 2013  
Eron Harris, 2014  
Devin Williams, 2015

#### ALL-DEFENSIVE TEAM

Juwan Staten, 2014  
Jevon Carter, 2015  
Jevon Carter, 2016

### All-Academic Team

#### FIRST TEAM

Kevin Noreen, 2013  
Kevin Noreen, 2014  
Nathan Adrian, 2015  
Kevin Noreen, 2015  
Jevon Carter, 2016  
Daxter Miles Jr. 2016

#### SECOND TEAM

Juwan Staten, 2013  
Gary Browne, 2014  
Gary Browne, 2015  
Elijah Macon, 2015  
Juwan Staten, 2015  
Brandon Watkins, 2015  
Nathan Adrian, 2016  
Devin Williams, 2016

#### ACADEMIC ALL-ROOKIE TEAM

Richard Romeo, 2013  
Nathan Adrian, 2014  
Brandon Watkins, 2014  
Jevon Carter, 2015  
Daxter Miles, Jr., 2015

#### PLAYER OF THE WEEK

Juwan Staten, February 3, 2014  
Juwan Staten, December 22, 2014  
Juwan Staten, December 29, 2014  
Juwan Staten, February 23, 2015  
Jaysean Paige, January 4, 2016  
Jaysean Paige, February 8, 2016  
Jaysean Paige, February 29, 2016

#### NEWCOMER OF THE WEEK

Aaric Murray, December 20, 2012  
Nathan Adrian, December 30, 2013

Jonathan Holton, November 24, 2014

Jonathan Holton, December 1, 2014

## BIG EAST CONFERENCE (1996-2012)

#### DEFENSIVE PLAYER OF THE YEAR

Damian Owens, 1998

#### MOST IMPROVED PLAYER

Calvin Bowman, 2001

#### SCHOLAR-ATHLETE AWARD

Johannes Herber, 2006  
Ted Talkington, 2008  
Alex Ruoff, 2009

#### SPORTSMANSHIP AWARD

Darris Nichols, 2008  
Alex Ruoff, 2009

### All-Conference

#### FIRST TEAM

Damian Owens, 1998  
Calvin Bowman, 2001  
Mike Gansey, 2006  
Kevin Pittsnogle, 2006  
Frank Young, 2007  
Joe Alexander, 2008  
Da'Sean Butler, 2010  
Kevin Jones, 2012

#### SECOND TEAM

Marcus Goree, 1999  
Da'Sean Butler, 2009

#### THIRD TEAM

Damian Owens, 1996  
Damian Owens, 1997  
Marcus Goree, 2000  
Chris Moss, 2002  
Drew Schifino, 2003  
Devin Ebanks, 2010  
Darryl Bryant, 2012

#### HONORABLE MENTION TEAM

Tyrone Sally, 2005  
Alex Ruoff, 2009  
Kevin Jones, 2011

#### ALL-ROOKIE TEAM

Gordon Malone, 1996  
Kevin Pittsnogle, 2003  
Da'Sean Butler, 2007  
Devin Ebanks, 2009

#### ALL-TOURNAMENT TEAM

Mike Gansey, 2005  
Kevin Pittsnogle, 2005  
Joe Alexander, 2008  
Devin Ebanks, 2009  
Da'Sean Butler (MOP), 2010  
Kevin Jones, 2010

#### PLAYER OF THE WEEK

Damian Owens, January 29, 1996  
Damian Owens, March 1, 1996  
Gordon Malone, December 9, 1996  
Damian Owens, January 27, 1997  
Marcus Goree, February 3, 1997  
Damian Owens, December 1, 1997  
Damian Owens, December 22, 1997  
Damian Owens, January 12, 1998  
Marcus Sally, November 20, 1999  
Marcus Goree, January 31, 1999  
Calvin Bowman, February 19, 2001  
Calvin Bowman, February 26, 2001  
Tyrone Sally, November 29, 2004  
Mike Gansey, January 3, 2005  
Kevin Pittsnogle, December 26, 2005  
Kevin Pittsnogle, January 2, 2006  
Joe Alexander, December 17, 2007  
Joe Alexander, March 10, 2008  
Alex Ruoff, December 29, 2008  
Da'Sean Butler, November 30, 2009  
Devin Ebanks, December 28, 2009  
Da'Sean Butler, March 8, 2010  
Darryl Bryant, December 12, 2011  
Kevin Jones, December 26, 2011  
Darryl Bryant, January 9, 2012  
Kevin Jones, March 5, 2012

#### ROOKIE OF THE WEEK

Gordon Malone, December 25, 1996  
Jonathan Hargett, November 26, 2001  
Kevin Pittsnogle, December 2, 2002  
Kevin Pittsnogle, January 27, 2003  
Da'Sean Butler, February 5, 2007  
Da'Sean Butler, February 12, 2007  
Devin Ebanks, December 15, 2008  
Devin Ebanks, February 16, 2009  
Devin Ebanks, February 23, 2009  
Devin Ebanks, March 9, 2009

#### ACADEMIC ALL-STAR TEAM

Damian Owens, 1996  
Jarrod West, 1996  
Damian Owens, 1997  
Adrian Pledger, 1997  
Jarrod West, 1997  
Brooks Berry, 1998, 2000, 2001  
Jason D'Alesio, 1998, 1999, 2000  
Damian Owens, 1998  
Jarrod West, 1998  
Carl Williams, 1998  
Brad McMillian, 1999  
Chris Moss, 1999  
John Oliver, 1999, 2001, 2002  
Tim Lyles, 2000  
Michael Ayodele, 2001  
Luke Bonner, 2005  
J.D. Collins, 2003, 2004, 2005, 2006  
Mike Gansey, 2005, 2006  
Johannes Herber, 2003, 2004, 2005, 2006  
Darris Nichols, 2005, 2006  
Kevin Pittsnogle, 2003, 2006  
Duriel Price, 2003, 2004, 2005  
Rob Summers, 2005, 2006, 2007  
Ted Talkington, 2005, 2006, 2007, 2008  
Joe Alexander, 2006  
Alex Ruoff, 2006, 2007, 2008, 2009  
Josh Sowards, 2006, 2008, 2009  
Devan Bawinkel, 2007  
Joe Mazzulla, 2007, 2009, 2010, 2011  
Jamie Smalligan, 2007  
Wellington Smith, 2007  
John Flowers, 2008  
Darryl Bryant, 2009  
Cam Thoroughman, 2009, 2010, 2011  
Jonnie West, 2009, 2010  
Da'Sean Butler, 2010

Deniz Kilicli, 2010  
Bryan Lowther, 2010  
Cam Payne, 2010  
Dalton Pepper, 2010  
Kenny Ross, 2010, 2011  
Kevin Jones, 2011, 2012  
Kevin Noreen, 2011, 2012  
Gary Browne, 2012  
Pat Forsythe, 2012  
Jabarie Hinds, 2012  
Keaton Miles, 2012

### GoSIDA Academic All-America

#### FIRST TEAM

Johannes Herber, 2005  
Johannes Herber, 2006  
Alex Ruoff, 2009

#### SECOND TEAM

Damian Owens, 1998

#### THIRD TEAM

Johannes Herber, 2004  
Alex Ruoff, 2008

### Eastern 8 (1977-82)/ Atlantic 10 Conference (1983-95)

#### PLAYER OF THE YEAR

Greg Jones, 1982, 1983

#### FRESHMAN OF THE YEAR

Quentin Freeman, 1981  
Darryl Prue, 1986

#### COACH OF THE YEAR

Gale Catlett, 1982

#### TOURNAMENT MOST VALUABLE PLAYER

Lowes Moore, 1980  
Lester Rowe, 1984



Juwan STATEN



**All-Conference**

**FIRST TEAM**

- Tony Robertson, 1977
- Lowes Moore, 1978
- Maurice Robinson, 1978
- Lowes Moore, 1979
- Greg Jones, 1981
- Greg Jones, 1982
- Greg Jones, 1983
- Dale Blaney, 1986
- Steve Berger, 1989
- Darryl Prue, 1989
- Chris Brooks, 1991
- Ricky Robinson, 1992

**SECOND TEAM**

- Maurice Robinson, 1977
- Lowes Moore, 1980
- Russel Todd, 1981
- Russel Todd, 1982
- Tony Washam, 1982
- Russel Todd, 1983
- Lester Rowe, 1985
- Holman Harley, 1986
- Darryl Prue, 1987
- Darryl Prue, 1988
- Tyrone Shaw, 1988
- Chris Brooks, 1989
- Herbie Brooks, 1989
- Steve Berger, 1990
- Tracy Shelton, 1990
- Chris Leonard, 1992
- Marsalis Basey, 1994
- Pervires Greene, 1994
- Zain Shaw, 1995

**THIRD TEAM**

- Charles Becton, 1990
- Marsalis Basey, 1993
- Ricky Robinson, 1993
- Cyrus Jones, 1995

**ALL-FRESHMAN TEAM**

- Lester Rowe, 1982
- Darryl Prue, 1986
- Steve Berger, 1987
- Chris Brooks, 1988
- Mike Boyd, 1991

**ALL-ROOKIE TEAM**

- Quentin Freeman, 1981
- Dale Blaney, 1983
- Holman Harley, 1985

**ALL-TOURNAMENT TEAM**

- Tony Robertson, 1977
- Lowes Moore, 1978
- Dana Perno, 1979
- Lowes Moore, 1980
- Greg Jones, 1981
- Greg Jones, 1982
- Tony Washam, 1982
- Lester Rowe, 1983
- Russel Todd, 1983
- Greg Jones, 1983
- Lester Rowe, 1984
- Dale Blaney, 1984
- Dale Blaney, 1986
- Holman Harley, 1986
- Steve Berger, 1987
- Tyrone Shaw, 1987
- Chris Leonard, 1992

**PLAYER OF THE WEEK**

- Dana Perno, January 9, 1979
- Greg Nance, January 9, 1979
- Lowes Moore, January 16, 1979
- Lowes Moore, January 23, 1979
- Lowes Moore, February 27, 1979
- Lowes Moore, January 13, 1980
- Greg Nance, January 5, 1981
- Russel Todd, January 19, 1981
- Greg Jones, January 26, 1981
- Lester Rowe, December 21, 1981
- Greg Jones, February 1, 1982
- Greg Jones, December 12, 1982
- Greg Jones, February 6, 1983
- Greg Jones, February 13, 1983
- Russel Todd, February 20, 1983
- Greg Jones, March 6, 1983
- Lester Rowe, February 20, 1983
- Lester Rowe, December 9, 1984
- Lester Rowe, March 3, 1985
- Dale Blaney, December 1, 1985
- Holman Harley, January 19, 1986
- Darryl Prue, January 18, 1987
- Darryl Prue, February 1, 1987
- Darryl Prue, February 8, 1987
- Tyrone Shaw, January 10, 1988
- Herbie Brooks, December 11, 1988
- Darryl Prue, December 18, 1988
- Darryl Prue, January 1, 1989
- Steve Berger, January 22, 1989
- Tracy Shelton, December 10, 1989
- Tracy Shelton, December 31, 1989
- Chris Brooks, December 9, 1990
- Chris Brooks, December 23, 1990
- Chris Brooks, February 17, 1991
- Chris Leonard, December 28, 1991
- Ricky Robinson, January 11, 1992
- Marsalis Basey, February 1, 1992
- Ricky Robinson, February 8, 1992
- Marsalis Basey, January 23, 1993
- Mike Boyd, December 18, 1993
- Pervires Greene, January 15, 1994
- Pervires Greene, January 22, 1994
- Ricky Robinson, January 29, 1994
- Marsalis Basey, February 26, 1994
- Zain Shaw, December 11, 1994
- Zain Shaw, January 1, 1995

**FRESHMAN OF THE WEEK**

- Holman Harley, January 27, 1985
- Herbie Brooks, December 1, 1985
- Darryl Prue, December 15, 1985
- Darryl Prue, February 23, 1986
- Chris Brooks, December 20, 1988
- Chris Brooks, January 17, 1988
- Tracy Shelton, December 18, 1988
- Tracy Shelton, January 29, 1989
- Mike Boyd, December 23, 1990
- Mike Boyd, February 3, 1991
- Wilfred Kirkaldy, December 14, 1991
- Damian Owens, March 5, 1995

**ALL-ACADEMIC TEAM**

- Matt Roadcap, 1991
- Matt Roadcap, 1992
- Nenad Grmusa, 1993
- Matt Roadcap, 1993
- Nenad Grmusa, 1994

**Southern Conference (1951-68)**

**ATHLETE OF THE YEAR**

- Rod Hundley, 1957
- Jerry West, 1959
- Jerry West, 1960
- Rod Thorn, 1962
- Rod Thorn, 1963
- Ron Williams, 1968

**PLAYER OF THE YEAR**

- Rod Hundley, 1957
- Jerry West, 1959
- Jerry West, 1960
- Rod Thorn, 1962
- Ron Williams, 1968

**COACH OF THE YEAR**

- Red Brown, 1952
- Fred Schaus, 1955
- Fred Schaus, 1958
- Fred Schaus, 1959
- Fred Schaus, 1960
- George King, 1961
- Bucky Waters, 1967

**TOURNAMENT MOST VALUABLE PLAYER**

- Lloyd Sharrar, 1957
- Jerry West, 1958
- Jerry West, 1959
- Jerry West, 1960
- Rod Thorn, 1962
- Rod Thorn, 1963

**All-Conference**

**FIRST TEAM**

- Mark Workman, 1951
- Jim Sottile, 1953
- Ralph Holmes, 1954
- Rod Hundley, 1955
- Rod Hundley, 1956
- Rod Hundley, 1957
- Lloyd Sharrar, 1957
- Lloyd Sharrar, 1958
- Jerry West, 1958
- Jerry West, 1959
- Lee Patrone, 1960
- Jerry West, 1960
- Rod Thorn, 1961
- Rod Thorn, 1962
- Rod Thorn, 1963
- Tom Lowry, 1964
- Ron Williams, 1966
- Carl Head, 1967
- Ron Williams, 1967
- Ron Williams, 1968

**SECOND TEAM**

- Don Vincent, 1958
- Bob Smith, 1959
- Lee Patrone, 1961
- Jim McCormick, 1962
- Jim McCormick, 1963
- Bob Camp, 1965
- John Leshar, 1966
- Dave Reaser, 1967
- Carey Bailey, 1968



Maurice ROBINSON

**All-Tournament**

**FIRST TEAM**

- Eddie Becker, 1952
- Mark Workman, 1952
- Ralph Holmes, 1954
- Rod Hundley, 1955
- Rod Hundley, 1956
- Rod Hundley, 1957
- Lloyd Sharrar, 1957
- Bob Smith, 1958
- Jerry West, 1958
- Lee Patrone, 1959
- Jerry West, 1959
- Lee Patrone, 1960
- Jerry West, 1960
- Lee Patrone, 1961
- Rod Thorn, 1961
- Kenny Ward, 1962
- Rod Thorn, 1963
- Bob Camp, 1965
- John Leshar, 1965
- Carl Head, 1966

**SECOND TEAM**

- Ron Williams, 1966
- Bob Benfield, 1967
- Carl Head, 1967
- Ron Williams, 1967
- Carey Bailey, 1968
- Ron Williams, 1968
- Eddie Becker, 1953
- Lloyd Sharrar, 1958
- Don Vincent, 1958
- Willie Akers, 1960
- Jim Warren, 1960
- Tom Lowry, 1962
- Don Weir, 1962
- Tom Lowry, 1963
- Jim McCormick, 1963
- Tom Lowry, 1964
- Marty Lentz, 1965
- John Cavacini, 1966
- Dave Reaser, 1967
- Bob Hummel, 1968

# ALL-Americans



**Jerry WEST**  
**Birth:** May 28, 1938  
**Lettered:** 1958-59-60C  
 #44  
 6-3 // 180 // Guard  
 Chelyan, W.Va.

**1959:** Associated Press, United Press International, Sporting News, NEA Service, USBWA, Coaches Association, Chuck Taylor-Converse, Look, NBC Television, Helms Foundation (unanimous)

**1960:** Associated Press, United Press International, Sporting News, NEA Service, USBWA, Coaches Association, Chuck Taylor-Converse, Look, NBC Television, Helms Foundation (unanimous)

Season	G	FGM/FGA	%	FTM/FTA	%	Rebounds	Avg.	Points	Avg.
1957-58	28	178/359	.496	142/194	.732	311	11.1	498	17.8
1958-59	34	340/656	.518	223/320	.697	419	12.3	903	26.6
1959-60	31	325/645	.504	258/337	.766	510	16.5	908	29.3
Totals	93	843/1,660	.508	623/851	.732	1,240	13.3	2,309	24.8

Born May 28, 1938 in Chelyan, Jerry West established 17 WVU records and led the Mountaineers to three of its greatest seasons on the hardwood. With a mark of 61-12 while West was a regular, West Virginia earned three straight NCAA berths and came within two points of winning the national championship in 1959. A second team All-American in 1958, West earned consensus All-America honors in 1959 and 1960; he averaged 29.3 points and 16.5 rebounds per game as a senior. After his senior season, he was selected to play on the Pan American and Olympic teams. Co-captain of the 1960 Olympic team along with Oscar Robertson, the duo led the USA to a 5-0 record and a victory over Russia to claim the gold medal at Rome.

West entered the NBA in 1961 and spent 14 outstanding seasons with the Los Angeles Lakers. During his NBA career, he compiled just about every honor possible. An all-NBA first team selection seven times, he also made the all-NBA defensive team four straight years from 1970-73. He set a then NBA single game scoring record for guards on January 17, 1962, scoring 63 points against New York. Also an NBA record-holder for the most free throws made in a single season in 1965-66 with 840, he led the league in scoring in 1970, averaging 31.2 points per game.

West played in 14 all-star games, winning MVP honors in 1972. Also the NBA playoff MVP in 1969, at one time he held the NBA record with 3,708 playoff points.

The fifth player in NBA history to surpass the 6,000 assist mark, the 6-3 guard played on one NBA championship team in 1972. Upon retiring in 1974, West ranked among the NBA top five in scoring, minutes, field goals and field goal percentage.

Formerly the successful president of the Lakers (whom he led to five NBA titles in the 1980s) he was elected to the Pro Basketball Hall of Fame in 1979 and was an inaugural member of the West Virginia Sports Hall of Fame in 1991. West came out of retirement in 2002 to serve as president for the Memphis Grizzlies until 2007 and was named NBA Executive of the Year in 2004, the second time he has won the award.

His #44 jersey number was retired by WVU in 2005, the first time any basketball jersey has been retired from competition.



## Rod "Hot Rod" HUNDLEY

**Birth:** October 26, 1934  
**Lettered:** 1955-56-57C  
 #33  
 6-4 // 185 // Guard/Forward  
 Charleston, W.Va.

**1957:** Associated Press, United Press International, Look, Helms Foundation, Chuck Taylor-Converse, USBWA

Season	G	FGM/FGA	%	FTM/FTA	%	Rebounds	Avg.	Points	Avg.
1954-55	30	260/756	.344	191/255	.749	244	8.1	711	23.7
1955-56	30	290/814	.356	218/326	.669	392	13.1	798	26.6
1956-57	29	235/648	.363	201/254	.794	305	10.5	671	23.1
Totals	89	785/2,218	.354	610/835	.731	941	10.6	2,180	24.5

Born October 26, 1934, in Charleston, Rod Hundley was raised in the Charleston pool halls and saloons. Realizing his basketball talents could get him somewhere, he applied himself enough to earn a basketball scholarship at West Virginia University, although initially, his heart was set on North Carolina State.

As a freshman, Hundley set the freshman scoring record with 62 points against the Ohio University plebes and averaged almost 35 points per game. It was also during his freshman year that he learned to clown, a practice he continued for the remainder of his career.

His routine included behind-the-back foul shots, half-court heaves, lining up in the T formation and practicing his pitching motion -- all during the game. In the 1954 Southern Conference tournament, Hundley had an opportunity to set the tournament scoring record with two free throws in the waning minutes of the championship game against George Washington. With the outcome already decided in WVU's favor, Hundley, upon learning that he could get the record, shot two air balls. The first attempt was a hook shot. The second was a behind-the-back heave.

He averaged 24.5 points per game over three seasons and scored 2,180 career points, just the fourth player in college basketball to accomplish that. "Hot Rod" set the WVU single-game scoring record with 54 points against Furman, and still holds seven other school marks.

Named to five All-America teams in 1957, he was the first player chosen in the 1957 NBA draft and played with the Minneapolis/Los Angeles Lakers from 1958-63.

Since 1971 he was a broadcaster with the Utah Jazz until his retirement in 2009, after announcing more than 3,000 NBA games. In 1994, he won the NBA's Distinguished Broadcaster Award, a honor bestowed only twice previously. Hundley was inducted into the West Virginia Sports Hall of Fame in 1992 and recently released his second book, "You Gotta Love It, Baby!" In 2003, he received the Curt Gowdy Media Award at the NBA Hall of Fame ceremonies.

His #33 jersey number was retired by WVU in 2009, the second basketball jersey to be retired from competition.

Hundley died on March 27, 2015 in Phoenix, Ariz.



Rod HUNDLEY



**Rod THORN**

**Birth:** May 23, 1941  
**Lettered:** 1961-62-63C  
 #44  
 6-4 // 178 // Forward/Guard  
 Princeton, W.Va.

**1962:** Helms Foundation, The Sporting News  
**1963:** Look-Basketball Writers, Helms Foundation, Coach & Athlete, Chuck Taylor-Converse, USBWA

Season	G	FGM/FGA	%	FTM/FTA	%	Rebounds	Avg.	Points	Avg.
1960-61	24	192/416	.462	61/106	.575	299	12.5	445	18.5
1961-62	29	259/586	.442	170/241	.705	351	12.1	688	23.7
1962-63	29	241/557	.433	170/221	.769	262	9.0	652	22.5
Totals	82	692/1,559	.444	401/568	.706	912	11.1	1,785	21.8

Born May 23, 1941 in Weirton, Rod Thorn grew up in Princeton and became one of the most prized and touted recruits to ever sign at West Virginia University. His high school reputation was so great that the state legislature intervened in his recruitment and declared him one of the state's natural resources.

Also resourceful as a player from 1961-63, Thorn was one of the most honored backcourt players in the nation during his senior season in 1963.

The 1963 Southern Conference Athlete of the Year, he was a member of two basketball and three baseball clubs that played in NCAA tournaments at West Virginia. As a senior he earned All-America basketball honors from the Helms Foundation, Look, Coach & Athlete and Converse. Scoring 1,785 career points, he led the Mountaineers in scoring, rebounding, shooting percentage and assists for two seasons and set six records that still stand in the WVU record books.

In 1964, Thorn was drafted in the first round by the Baltimore Bullets and went on to play with Detroit, St. Louis and Seattle during an eight year pro career. He went on in the professional ranks to become a coach and general manager. Thorn is currently the NBA President of Basketball Operations. He was inducted into the West Virginia Sports Hall of Fame in 1992.



**Da'Sean BUTLER**

**Birth:** January 25, 1988  
**Lettered:** 2007-08-09C-10C  
 #1  
 6-7 // 230 // Forward  
 Newark, N.J.

**2010:** Basketball Times, John Wooden

Da'Sean Butler finished his Mountaineer career with 2,095 points, ranking third in school history behind Jerry West and Hot Rod Hundley. In 2010, he became the ninth first team All-American in school history after he was named to the Basketball Times and John Wooden All-America teams.

A second-team selection by the Associated Press and third-team selection by the NABC in 2010, Butler is the winningest player in school history with 107 victories. WVU had a 107-39 record during his career, and he led the Mountaineers to three straight NCAA appearances, including the 2010 Final Four and 2008 Sweet 16. He also led WVU to an NIT championship in 2007 and the school's first BIG EAST tournament championship in 2010.

A native of Newark, N.J., Butler earned first team all-BIG EAST honors, named to the NCAA East Region all-Tournament team and selected BIG EAST Championship Most Outstanding Player in 2010. The 2010 winner of the Lowe's Senior CLASS award, Butler set WVU records in double figure scoring games (108), career minutes played (4,491) and career games played (146).

Butler averaged 14.3 points during his career and had 26 20-point games and 11 double-doubles. His 205 3-point field goals ranks fourth in school history and he ranks sixth in career offensive rebounds with 270. Butler is fifth in career free throws made (408), 11th in career rebounds (800), eighth in career starts (110) and 12th in career steals (154).

He was drafted in the second round of the 2010 NBA Draft by the Miami Heat.



**Leland "Lefty" BYRD**

**Birth:** April 8, 1927  
**Lettered:** 1945-46-47C-48  
 #6, #14, #19, #8  
 6-3 // 185 // Forward  
 Matoaka, W.Va.

**1947:** Helms Foundation

Season	G	FGM/FGA	%	FTM/FTA	%	Rebounds	Avg.	Points	Avg.
1944-45	18	70/--	--	34/52	.654	--	--	174	9.7
1945-46	27	129/--	--	47/79	.595	--	--	305	11.3
1946-47	22	108/--	--	47/65	.723	--	--	263	12.0
1947-48	20	105/--	--	48/82	.585	--	--	258	12.9
Totals	87	412/--	--	176/278	.633	--	--	1,000	11.5

The first 1,000-point scorer in Mountaineer history, Leland Byrd is one of West Virginia's finest lefthanded cagers of all-time. He led WVU to three straight NIT berths and was part of WVU's first 20-win season, when the 1945-46 squad went 24-3.

During his junior season, the Mountaineers were ranked as high as second nationally and WVU's home winning streak grew to a school record 57 games. In 1947, Byrd was honored by the Helms Foundation as a first-team All-American.

In 1972, Byrd was named WVU's fifth athletic director. For the next eight years, WVU enjoyed considerable growth and success under his leadership. His lasting monument to West Virginia can be seen in the 63,500-seat football stadium Mountaineer Field; a facility he helped secure funds for before leaving WVU to become executive director of the Eastern Eight basketball conference in 1979. Byrd was a member of the inaugural West Virginia Sports Hall of Fame induction class in 1991.



**Floyd "Scotty" HAMILTON**

**Birth:** November 21, 1921  
**Death:** April 11, 1976  
**Lettered:** 1941-42-43C  
 #7  
 5-10 // 190 // Guard  
 Grafton, W.Va.

**1942:** Helms Foundation

Season	G	FGM/FGA	%	FTM/FTA	%	Rebounds	Avg.	Points	Avg.
1940-41	19	62/--	--	28/57	.491	--	--	152	8.0
1941-42	23	84/--	--	33/46	.717	--	--	201	8.7
1942-43	21	92/--	--	39/64	.609	--	--	223	10.6
Totals	63	238/--	--	100/167	.599	--	--	576	9.1

Floyd "Scotty" Hamilton was a starter on West Virginia's 1942 NIT national championship team. In the tournament, Hamilton led the last-seeded Mountaineers to a monumental 58-49 overtime win against coach Claire Bee's Long Island squad, which came into the contest with a 42-game winning streak. After topping Toledo 51-39 in the semifinals, Hamilton then helped WVU upend Western Kentucky 47-45 in the championship game.

The Mountaineers finished 19-4 that season as the 5-11 Hamilton averaged 8.7 points per game to become West Virginia's first-ever basketball All-America selection (Helms Foundation). For his career, Hamilton averaged 9.1 points per game and captained the 1943 squad. West Virginia teams produced records of 13-10, 19-4 and 14-7 (46-21 overall) during his tenure.

After college, Hamilton joined the Navy and served in World War II. He later became basketball coach at Washington & Lee, before moving on to become athletic director at Marietta (Ohio) High School. He is a member of the West Virginia Sportswriter's Hall of Fame and was selected for the WVU basketball all-time team (pre-WWII). He was inducted into the West Virginia Sports Hall of Fame in 1996. Hamilton died April 11, 1976.



**All-Americans**

**Second Team**

- 1952: Mark Workman, Collier's
- 1956: Rod Hundley, Associated Press, United Press, International News Service, NEA Service, Chuck Taylor-Converse, Helms Foundation
- 1957: Rod Hundley, International News Service, NEA Service
- 1958: Jerry West, Helms Foundation, Chuck Taylor-Converse
- 1958: Lloyd Sharrar, Associated Press
- 1962: Rod Thorn, Chuck Taylor-Converse, Associated Press, United Press International
- 1968: Ron Williams, Chuck Taylor-Converse
- 1972: Wil Robinson, Chuck Taylor-Converse
- 2010: Da'Sean Butler, Associated Press
- 2012: Kevin Jones, Associated Press, USBWA, NABC
- 2015: Juwan Staten, Senior CLASS

**Third Team**

- 1945: Jimmy Walthall, Pic Magazine
- 1948: Eddie Beach, Helms Foundation
- 1949: Fred Schaus, Helms Foundation
- 1951: Mark Workman, Basketball Record
- 1956: Rod Hundley, Collier's
- 1958: Jerry West, Associated Press, United Press International
- 1958: Lloyd Sharrar, United Press International, Coaches Association
- 1961: Lee Patrone, Helms Foundation
- 1962: Rod Thorn, Coaches Association
- 1972: Wil Robinson, Associated Press
- 2006: Kevin Pittsnogle, NABC
- 2010: Da'Sean Butler, NABC
- 2012: Kevin Jones, Sporting News, Basketball Times



**Kevin PITTSNOGLE**

**Birth:** July 30, 1984  
**Lettered:** 2003-04-05-06C  
**#34**  
 6-11 // 255 // Center  
 Martinsburg, W.Va.

**2006:** John Wooden

Season	G	FGM/FGA	%	FTM/FTA	%	Rebounds	Avg.	Points	Avg.
2002-03	29	126/258	.498	35/49	.714	138	4.8	336	11.6
2003-04	31	116/290	.400	32/41	.780	115	3.7	317	10.2
2004-05	35	146/314	.465	66/78	.846	129	3.7	418	11.9
2005-06	33	231/485	.476	84/98	.857	181	5.5	637	19.3
<b>Totals</b>	<b>128</b>	<b>619/1,342</b>	<b>.461</b>	<b>217/266</b>	<b>.816</b>	<b>563</b>	<b>4.4</b>	<b>1,708</b>	<b>13.3</b>

A native of Martinsburg, W.Va., Kevin Pittsnogle became the first Mountaineer men's basketball player honored on an All-American team since Wil Robinson was a first team All-America selection in 1972. Pittsnogle was named to the 10-member John Wooden All-America team as well as a third-team selection by the NABC and honorable mention selection by the Associated Press.

Pittsnogle, a 6-foot-11 inch center, averaged 19.3 points and 5.5 rebounds per game to help the Mountaineers to a 22-11 record in 2006 and the school's second straight NCAA tournament "Sweet 16" appearance. In 2005, Pittsnogle helped lead the Mountaineers to a 24-11 record and an appearance in the NCAA Elite Eight.

As a senior in 2006, Pittsnogle shot 47.6 percent from the floor and finished his career with 1,708 points to rank sixth among all WVU scorers. He shot 41.1 percent from 3-point range for his career, ranking second all-time in school history. At the time, Pittsnogle was WVU's all-time leader in 3-point field goals made with 253.

Pittsnogle was also named first team all-BIG EAST in 2006. He scored a career-high 34 points against Canisius, started all 33 games and tallied 20 or more points 18 times and averaged 17.0 points in three NCAA tourney games as a senior.

He signed a free agent contract with the Boston Celtics in the summer of 2006.



**Kevin JONES**

**Birth:** August 25, 1989  
**Lettered:** 2009-10-11C-12C  
**#5**  
 6-8 // 260 // Forward  
 Mount Vernon, N.Y.

**2012:** John Wooden

Season	G	FGM/FGA	%	FTM/FTA	%	Rebounds	Avg.	Points	Avg.
2008-09	35	96/194	.495	26/46	.565	170	4.9	221	6.3
2009-10	38	199/382	.521	42/104	.404	272	7.2	512	13.5
2010-11	33	173/388	.446	55/91	.604	246	7.5	432	13.1
2011-12	33	260/511	.509	103/132	.780	360	10.9	657	19.9
<b>Totals</b>	<b>139</b>	<b>728/1,475</b>	<b>.494</b>	<b>256/378</b>	<b>.677</b>	<b>1,048</b>	<b>7.5</b>	<b>1,822</b>	<b>13.1</b>

Kevin Jones was named a second team consensus All-American in 2012 after he was named to the John Wooden All-America team, a second-team selection to the USBWA, NABC, Associated Press teams and a third-team selection to the Basketball Times and Sporting News teams.

Jones, a Mount Vernon, N.Y., resident, led the Mountaineers to four consecutive NCAA tournament appearances, including the 2010 Final Four and the school's first BIG EAST tournament championship in 2010. As a senior, the two-time co-captain averaged 19.9 points and 10.9 rebounds per game, becoming just the third player in BIG EAST history to have led the league in both scoring and rebounding in the same season.

The All-BIG EAST first team selection finished his Mountaineer career fifth in scoring (1,822 points) and fourth in rebounding (1,048) rebounds, joining Jerry West as the only two WVU players to score more than 1,700 points and grab more than 1,000 rebounds. During his senior season, he became the first Mountaineer player since Wil Robinson in 1972 to score at least 20 points in nine consecutive games.

Jones finished his career as WVU's all-time leader in offensive rebounds (450) and finished 11th in BIG EAST history with 560 career rebounds in conference games. He started every game in his final three seasons and finished second in career minutes played (4,347) at WVU.



Juwan STATEN





**WilROBINSON**

**Birth:** December 25, 1949  
**Lettered:** 1970-71C-72C  
 #14  
 6-1 // 170 // Guard  
 Uniontown, Pa.

**1972:** Basketball Weekly, United Savings, Helms Foundation

Season	G	FGM/FGA	%	FTM/FTA	%	Rebounds	Avg.	Points	Avg.
1969-70	26	216/495	.436	88/114	.772	106	4.1	520	20.0
1970-71	25	252/542	.465	120/148	.811	103	4.1	624	25.0
1971-72	24	265/579	.458	176/210	.838	97	4.0	706	29.4
Totals	75	733/1616	.454	384/472	.814	306	4.1	1,850	24.7

From nearby Uniontown, Pa., Wil Robinson was named West Virginia's seventh first-team All-American in 1972 after becoming the third highest career scorer in Mountaineer basketball history.

In 1972, the 6-1 guard forged the highest season scoring average in WVU history when he scored 706 points in 24 games (29.4), breaking a record set by Jerry West. The flamboyant Robinson scored 1,850 points in his career, trailing only All-Americans West (2,309) and Rod Hundley (2,180). Other career marks include a 24.7 points-per-game scoring average (second) and 733 field goals (third).

The three-year letterman (1970-72) holds the WVU Coliseum record for points in a game by a Mountaineer player (45 vs. Penn State in 1971). In fact, Robinson owns six of the Mountaineers' top seven all-time single game scores at the Coliseum. He and his teammates opened the WVU Coliseum with a 113-92 victory against Colgate on December 1, 1970.

Following his senior season, Robinson was named first team All-America by Basketball Weekly, United Savings and Helms Foundation, second team by Converse and third team by the Associated Press.

A two-year WVU team captain, Robinson was selected in the fourth round of the NBA draft by the Houston Rockets and the fourth round of the ABA draft by the Pittsburgh Condors. He played one year in the ABA (1974) with the Memphis and Utah teams. Robinson was inducted into the West Virginia Sports Hall of Fame in 1997.



**JuwanSTATEN**

**Birth:** May 21, 1992  
**Lettered:** 2013-14C-15C  
 #3  
 6-1 // 190 // Guard  
 Dayton, Ohio

**2015:** Lute Olson

Season	G	FGM/FGA	%	FTM/FTA	%	Rebounds	Avg.	Points	Avg.
2012-13	31	76/202	.376	83/108	.769	90	2.9	235	7.6
2013-14	33	205/422	.486	182/253	.719	186	5.6	598	18.1
2014-15	30	143/340	.421	120/171	.702	80	2.7	427	14.2
Totals	94	424/964	.440	385/532	.724	356	3.8	1,260	13.4

Juwan Staten was named to the All-Big 12 Conference First Team in 2014 and 2015, finishing his career with 1,260 points and 432 assists (sixth all-time). In 2015, he led the Mountaineers to the NCAA Sweet 16 and was named to the Lute Olson All-America Team.

A second-team All-America selection by the Senior CLASS Award, Staten played in 94 games at WVU, making 84 starts at point guard. The 2015 Big 12 Conference Preseason Player of the Year was a finalist for numerous college basketball awards as a senior.

Staten had a career-high 35 points against Kansas State on Feb. 1, 2014 and have five double-doubles for his WVU career. He had a career-high 12 assists against TCU on Jan. 24, 2015 and a career-high 11 rebounds against Kansas State on Jan. 18, 2014.

The Dayton, Ohio, native, is one of six players in school history to have 1,000 points, 400 assists, 100 steals and 350 rebounds in a career. Staten was named to the All-Big 12 Defensive Team in 2014 and won Big 12 Player of the Week honors four times during his career. He averaged 13.4 points (18.1 in 2013-14), 4.6 assists and 3.8 rebounds per game for his career.



**MarkWORKMAN**

**Birth:** March 10, 1930  
**Death:** December 21, 1983  
**Lettered:** 1950-51-52  
 #31  
 6-8 // 205 // Center  
 Charleston, W.Va.

**1952:** Associated Press, United Press International, Look, Helms Foundation

Season	G	FGM/FGA	%	FTM/FTA	%	Rebounds	Avg.	Points	Avg.
1949-50	24	100/--	--	71/114	.623	--	--	271	11.3
1950-51	27	273/558	.489	159/252	.631	--	--	705	26.1
1951-52	25	207/430	.481	163/232	.703	437	17.5	577	23.1
Totals	76	580/--	--	393/598	.657	--	--	1,553	20.4

Mark Workman was possibly the best-shooting center ever to play Mountaineer basketball. The 6-8 giant scored 1,553 career points for a 20.4 scoring average. He once scored 50 points during a 1951 game against Salem College and still holds four of WVU's top 10 all-time single game scoring marks.

One of Workman's greatest accomplishments was winning the Basketball Writers Association Gold Star Award as the outstanding visiting player in the state of New York for the 1951-52 season. Workman led WVU to wins against New York University (100-75) and Niagara (74-71).

A first team All-America selection in 1952 by the Associated Press, UPI, Look and the Helms Foundation, Workman finished third in the nation in scoring as a junior (26.1 points per game) and sixth nationally as a senior (23.1), while averaging 17.5 rebounds per game.

Workman played professionally with the Milwaukee Hawks, Philadelphia Warriors and Baltimore Bullets from 1952-54. He was inducted into the West Virginia Sports Hall of Fame in 1974 and the West Virginia Sports Hall of Fame in 1994. Workman died December 21, 1983, at Bradenton, Fla.

**All-Time Teams**

**The Pre-World War II Team:**

Rudy Baric, 6-3, 1940-42; Marshall Glenn, 6-1, 1928-30; Jack Gocke, 6-3, 1935-37; Scotty Hamilton, 5-10, 1941-43; Joe Stydahr, 6-4, 1933-36.

**The 1946-55 Team:**

Leland Byrd, 6-3, 1945-48; Clyde Green, 6-2, 1946-49; Red Holmes, 6-0, 1952-54; Fred Schaus, 6-5, 1947-49; Jim Sottile, 6-1, 1951-53; Mark Workman, 6-9, 1950-52.

**The 1956-65 Team:**

Rod Hundley, 6-4, 1955-57; Jim McCormick, 6-2, 1961-63; Lloyd Sharrar, 6-10, 1956-58; Rod Thorn, 6-4, 1961-63; Don Vincent, 6-2, 1956-58; Jerry West, 6-3, 1958-60.

**The 1966-75 Team:**

Jerome Anderson, 6-6, 1973-75; Carey Bailey, 6-5, 1968-69; Bob Hummel, 6-2, 1968-70; Dave Reaser, 6-6, 1966-68; Wil Robinson, 6-2, 1970-72; Ron "Fritz" Williams, 6-3, 1966-68.

**The 1976-85 Team:**

Warren Baker, 6-7, 1973-76; Greg Jones, 6-1, 1981-83; Lowes Moore, 6-1, 1977-80; Maurice Robinson, 6-7, 1975-78; Lester Rowe, 6-5, 1981-85; Russel Todd, 6-7, 1981-83.

**The 1986-95 Team:**

Marsalis Basey, 5-8, 1991-94; Steve Berger, 5-11, 1987-90; Dale Blaney, 6-4, 1982-86; Chris Brooks, 6-7, 1988-91; Herbie Brooks, 6-2, 1986-89; Darryl Prue, 6-7, 1986-89.

**The 1996-2005 Team:**

Calvin Bowman, 6-9, 2000-01; Marcus Goree, 6-8, 1997-00; Seldon Jefferson, 6-3, 1995-97; Damian Owens, 6-6, 1995-98; Tyrone Sally, 6-7, 2002-05; Jarrod West, 5-11, 1995-98.

**The 2006-15 Team:**

Joe Alexander, 6-8, 2008-08; Da'Sean Butler, 6-7, 2006-10; Mike Gansey, 6-4, 2005-06; Kevin Jones, 6-8, 2009-12; Kevin Pittsnogle, 6-11, 2003-06; Juwan Staten, 6-1, 2013-15.

**Post 2016 Poll:**

Jaysean Paige, 6-2, 2015-16; Devin Williams, 6-8, 2014-16

*The West Virginia University All-Time Team Committee is composed of John Antonik, Tony Caridi, Michael Fragale, Mickey Furfari, Doug Huff, Jay Jacobs, Gary McPherson, Bryan Messerly (chair), Jay Redmond and Craig Walker.*

# COACHING *Records*



Bob HUGGINS

Loren Ward took over the coaching duties for the last six games of the 1949-50 season after Lee Patton was involved in a car accident. Ward is credited with a 3-3 record.

Drew Catlett assumed the coaching duties for the last five games of the 2001-02 season, following Gale Catlett's retirement. Drew Catlett is credited with an 0-5 record.

## Chronologically

Coach	Seasons	Years	Record	Pct.
John Purinton (West Virginia, 1903)	1904	1	4-3	.571
Anthony Chez (West Virginia, 1907)	1905-07	3	15-21	.417
James Jenkins (West Virginia, 1908)	1908	1	3-7	.300
George Pyle (Florida, 1910)	1915-17	3	29-25	.537
H.P. Mullenex (Davis & Elkins, 1913)	1918-19	2	12-21	.364
Francis Stadsvold (Minnesota, 1919)	1920-33	14	149-133	.528
Marshall Glenn (West Virginia, 1931)	1934-38	5	61-46	.570
Dyke Raese (West Virginia, 1932)	1939-42	4	55-29	.655
Rudy Baric (West Virginia, 1943)	1943	1	14-7	.667
Harry Lothes (West Virginia, 1940)	1944	1	8-11	.421
John Brickels (Wittenberg, 1930)	1945	1	12-6	.667
Lee Patton (Arizona State, 1927)	1946-50	5	91-26	.778
Red Brown (Davis & Elkins, 1931)	1951-54	4	72-31	.699
Fred Schaus (West Virginia, 1949)	1955-60	6	146-37	.798
George King (Morris Harvey, 1950)	1961-65	5	102-43	.703
Bucky Waters (North Carolina State, 1958)	1966-69	4	69-41	.627
Sonny Moran (Morris Harvey, 1950)	1970-74	5	57-68	.456
Joedy Gardner (West Virginia, 1959)	1975-78	4	59-53	.527
Gale Catlett (West Virginia, 1963)	1979-02	24	439-276	.614
John Beilein (Wheeling Jesuit, 1975)	2003-07	5	104-60	.634
Bob Huggins (West Virginia, 1977)	2008-16	9	201-110	.646

## By Percentage

Coach	Seasons	Years	Record	Pct.
Fred Schaus	1955-60	6	146-37	.798
Lee Patton	1946-50	5	91-26	.778
George King	1961-65	5	102-43	.703
Red Brown	1951-54	4	72-31	.699
Rudy Baric	1943	1	14-7	.667
John Brickels	1945	1	12-6	.667
Dyke Raese	1939-42	4	55-29	.655
Bob Huggins	2008-16	9	201-110	.646
John Beilein	2003-07	5	104-60	.634
Bucky Waters	1966-69	4	69-41	.627
Gale Catlett	1979-02	24	439-276	.614
John Purinton	1904	1	4-3	.571
Marshall Glenn	1934-38	5	61-46	.570
George Pyle	1915-17	3	29-25	.537
Francis Stadsvold	1920-33	14	149-133	.528
Joedy Gardner	1975-78	4	59-53	.527
Sonny Moran	1970-74	5	57-68	.456
Harry Lothes	1944	1	8-11	.421
Anthony Chez	1905-07	3	15-21	.417
H.P. Mullenex	1918-19	2	12-21	.364
James Jenkins	1908	1	3-7	.300

## By Victories

Coach	Seasons	Years	Record	Pct.
Gale Catlett	1979-02	24	439-276	.614
Bob Huggins	2008-16	9	201-110	.646
Francis Stadsvold	1920-33	14	149-133	.528
Fred Schaus	1955-60	6	146-37	.797
John Beilein	2003-07	5	104-60	.634
George King	1961-65	5	102-43	.703
Lee Patton	1946-50	5	91-26	.777
Red Brown	1951-54	4	72-31	.699
Bucky Waters	1966-69	4	69-41	.627
Marshall Glenn	1934-38	5	61-46	.570
Joedy Gardner	1975-78	4	59-53	.526
Sonny Moran	1970-74	5	57-68	.456
Dyke Raese	1939-42	4	55-29	.654
George Pyle	1915-17	3	29-25	.537
Anthony Chez	1905-07	3	15-21	.417
Rudy Baric	1943	1	14-7	.667
John Brickels	1945	1	12-6	.667
H.P. Mullenex	1918-19	2	12-21	.363
Harry Lothes	1944	1	8-11	.421
John Purinton	1904	1	4-3	.571
James H. Jenkins	1908	1	3-7	.300